

# Coastal Quarter SHD 2

Daylight and Sunlight Assessment Report  
Applicant: Shankill Property Investments Ltd.

*"The advice given here is not mandatory and the guide should not be seen as an instrument of planning policy; its aim is to help rather than constrain the designer. Although it gives numerical guidelines, these should be interpreted flexibly since natural lighting is only one of many factors in site layout design." - BRE 209*

+353 (0) 1 288 0186

info@3ddesignbureau.com

www.3ddesignbureau.com



Creative & Technical 3D Solutions in  
Design, Planning & Marketing.

# Contents

<b>1.0 Development Description .....</b>	<b>3</b>
<b>2.0 Executive Summary.....</b>	<b>4</b>
2.1 <i>Summary of Assessment.....</i>	<b>4</b>
2.2 <i>Scheme Performance Results Overview:.....</i>	<b>5</b>
<b>3.0 Guidelines / Standards .....</b>	<b>7</b>
<b>4.0 Glossary.....</b>	<b>9</b>
4.1 <i>Terms and Definitions.....</i>	<b>9</b>
4.2 <i>Definition of Effects.....</i>	<b>10</b>
4.3 <i>Definition of Levels of Sunlight Exposure .....</i>	<b>10</b>
4.4 <i>Index of Tables.....</i>	<b>11</b>
<b>5.0 Assessment Overview .....</b>	<b>12</b>
5.1 <i>Shadow Study.....</i>	<b>14</b>
5.2 <i>Sun On Ground in Proposed Outdoor Amenity Areas (SOG) .....</i>	<b>14</b>
5.3 <i>Sunlight Exposure in Proposed Habitable Rooms (SE) .....</i>	<b>14</b>
5.4 <i>Spatial Daylight Autonomy in Proposed Habitable Rooms (SDA).....</i>	<b>14</b>
5.5 <i>Impact Assessment .....</i>	<b>15</b>
<b>6.0 Methodology .....</b>	<b>16</b>
6.1 <i>Building the Baseline and Proposed Models .....</i>	<b>16</b>
6.2 <i>Generating Results.....</i>	<b>17</b>
6.3 <i>Shadow Study.....</i>	<b>18</b>
6.3.1 <i>Shadow Study 21 March .....</i>	<b>19</b>
6.3.2 <i>Shadow Study 21 June .....</i>	<b>21</b>
6.3.3 <i>Shadow Study 21 December .....</i>	<b>23</b>
<b>7.0 Scheme Performance Results .....</b>	<b>24</b>
7.1 <i>Sun On Ground in Proposed Outdoor Amenity Areas .....</i>	<b>24</b>
7.2 <i>Sunlight Exposure (SE) in Proposed Units .....</i>	<b>25</b>
7.3 <i>Spatial Daylight Autonomy (SDA) in Proposed Units .....</i>	<b>92</b>
<b>8.0 Analysis of Results.....</b>	<b>159</b>
8.1 <i>Analysis of Scheme Performance Results .....</i>	<b>161</b>
<b>9.0 Conclusion .....</b>	<b>164</b>

## 1.0 Development Description

*The applicant intends to apply to An Bord Pleanála for permission for a Strategic Housing Development (SHD) comprising 586 no. residential units in a mix of apartments, duplexes and houses. In addition, a childcare facility, café, retail unit and 1 no. commercial unit (incorporating a gym and a juice bar) are proposed along with all associated and ancillary development and infrastructural works, hard and soft landscaping, open spaces, boundary treatment works, ancillary car and bicycle parking spaces at surface, undercroft and basement levels. The proposed houses and duplexes range in height from 2 – 3 storeys with the proposed 4 no. apartment blocks ranging in height from 3 – 12 storeys. Block A will accommodate 162 no. Build-to-Rent (BTR) units. It is proposed that 274 no. units will be located within the administrative area of Dun Laoghaire-Rathdown County Council and 312 no. units will be located within the administrative area of Wicklow County Council. The childcare facility, retail, café and commercial unit will all be located in the administrative area of Wicklow County Council.*

*Planning permission was granted on part of the subject site for 234 no. residential units, a childcare facility, café and retail unit subject to compliance with the terms of conditions attached to reference ABP-311181-21. The current proposed development includes the development as previously permitted under ABP-311181-21 including minor revisions chiefly addressing conditions and new proposals for Blocks A and B which were previously refused.*

## 2.0 Executive Summary

### 2.1 Summary of Assessment

3D Design Bureau were commissioned by the Applicant, Shankill Property Investments Ltd, to carry out a comprehensive BRE Daylight and Sunlight assessment, along with an accompanying shadow study for the proposed development known as Coastal Quarter SHD 2. This assessment and report were produced under the guidance of the 3rd Edition of the BRE Guidelines (BRE 3) which were released in June 2022.

The proposed scheme contains 586 Units, of which 134 were previously assessed by 3D Design Bureau and subsequently permitted under ABP-311181-21. These 134 Units included the lowest habitable floors of the apartment blocks and a selection of houses and duplex units across the scheme. For the purpose of this report and the Coastal Quarter SHD 2 application, all apartment units previously assessed have been comprehensively reassessed relative to BRE 3 covering all habitable rooms across all floors of all apartment blocks. Blocks A & B, were both subject to a full redesign, however, there have been no design changes to any of the previously permitted units of Blocks C&D and all houses and duplexes other than material finishes. The previously selected and assessed house and duplex units have also been reassessed under BRE 3 and Spatial Daylight Autonomy (SDA) including incorporating the new material finishes where relevant. The total number of units tested for this application was 475.

Note: While all previous houses/duplexes assessed were re-assessed under BRE 3rd edition, some unit numbers have changed from the last report.

The BRE Guidelines recommend that if any part of a new building or extension, measured in a vertical section perpendicular to a main window wall of an existing building, from the centre of the lowest window, does not subtend an angle of more than 25° to the horizontal, then the daylighting and sunlighting of the existing building are unlikely to be adversely affected. Using this guidance as a rule of thumb it was concluded that no impact assessment was required for the proposed scheme. This included the neighbouring Ravenswell Schools Complex, to the west of the proposed development along with the existing dwellings to the North of the scheme - note, this is consistent with the previous application approach noted above.

#### Scheme Performance

The analysis of the proposed development included the following assessments:

- An assessment of the levels of Sun on Ground (SOG) to the proposed amenity spaces
- An assessment of Sunlight Exposure (SE) in all habitable rooms of the proposed units tested. This included all rooms on all floors of all apartment blocks and the same selection of houses and duplexes as per the original application.
- An assessment of Spatial Daylight Autonomy (SDA) in all habitable rooms of the units tested. This included all rooms on all floors of all apartment blocks and the same selection of houses and duplexes as per the original application.

Results from the above assessments have shown that the new design of Blocks A & B provides a favourable level of compliance under Daylight and Sunlight assessment. While the level of daylight compliance cannot be directly compared to the previous ADF results produced under the BRE 2 Guidelines, Blocks A & B, in the opinion of the author, perform better than previously proposed. The reassessment of the previously granted units shows they are performing well.

The scheme as a whole shares this favourable compliance rate throughout blocks C & D and the chosen house types and duplexes that were assessed.

Furthermore, while no internal Sunlight Exposure (SE) study was carried out for the previous application, the SE study for this application, a new assessment criteria under BRE 3, has demonstrated good levels of compliance. The design of the proposed scheme also offers very good levels of sunlight across all the proposed outdoor amenity areas.

Please see "2.2 Scheme Performance Results Overview:" on page 5 for a detailed breakdown of results.



Figure 2.1: Scope of surrounding properties and environment assessed.

## 2.2 Scheme Performance Results Overview:

### Sun On Ground (SOG) in proposed gardens / amenity areas:

- Areas Assessed: 13
  - Areas meeting the guidelines: 13

### Sunlight Exposure (SE):

- Units Assessed: 475
- Deciduous trees as opaque objects:
  - High: ~46%
  - Medium: ~9%
  - Minimum: ~28%
  - Non-compliant: ~15%
  - Compliance rate: ~84%
- Without deciduous trees:
  - High: ~46%
  - Medium: ~9%
  - Minimum: ~28%
  - Non-compliant: ~15%
  - Compliance rate: ~84%

Note: While the study has taken evergreen and deciduous trees into account in both summer and winter states, as opaque and invisible objects respectively, because of the positioning of some existing and proposed evergreen trees, the circa compliance rates for both states are identical. Generally, where there is a mix of evergreen and deciduous proposed trees, there will be a slight variance in the compliance rates for summer and winter.

### Spatial Daylight Autonomy (SDA) of internal proposed development:

- Rooms assessed: 1272

Note: While the study has taken evergreen and deciduous trees into account in both summer and winter states, because of the positioning of some existing and proposed evergreen trees, the circa compliance rates for both states are identical. Generally where there is a mix of evergreen and deciduous proposed trees, there will be a slight variance in the compliance rates for summer and winter.

#### Assessed under BRE 209:

- Deciduous trees in winter state:
  - Rooms meeting the guideline: 1228
  - Rooms not meeting the guideline: 44
  - Compliance rate: ~97%
- Deciduous trees in summer state:
  - Rooms meeting the guideline: 1228
  - Rooms not meeting the guideline: 44
  - Compliance rate: ~97%

#### Assessed under I.S. EN 17037:

- Rooms meeting the guideline: 1060
- Rooms not meeting the guideline: 212
- Compliance rate: ~83%

Table No. 2.1: Summary of Scheme Performance Results

Assessment Location	SOG Compliance	SE Compliance	SDA Compliance (I.S. EN 17037)	SDA Compliance (BRE 209)
Block A Communal Area	90.1%	-	-	-
Block B Communal Area	79.4%	-	-	-
Block C Communal Area	59.0%	-	-	-
Block D Communal Area	76.6%	-	-	-
Public Open Space A	92.8%	-	-	-
Public Open Space B	71.0%	-	-	-
Public Open Space C	94.6%	-	-	-
Public Open Space D	96.4%	-	-	-
Public Open Space E	94.9%	-	-	-
Public Open Space F	87.2%	-	-	-
Public Open Space G	97.3%	-	-	-
Communal Amenity Area	98.4%	-	-	-
Creche Play Area	59.3%	-	-	-
Block A	-	~76%	~91%	~99%
Block B	-	~70%	~75%	~94%
Block C	-	~99%	~87%	~97%
Block D	-	100%	~86%	~99%
Chosen Houses/Duplexes	-	100%	~78%	~100%

It is the opinion of 3D Design Bureau that the above results demonstrate a favourable level of compliance with the appropriate daylight and sunlight standards which indicates the proposed apartment units would be in receipt of sufficient levels of daylight and sunlight.

## 3.0 Guidelines / Standards

### **Sustainable Urban Housing: Design Standards for New Apartments Guidelines for Planning Authorities. (2020)**

In December of 2020, the Department of Housing, Planning and Local Government published a guidance document for new apartments, *Sustainable Urban Housing: Design Standards for New Apartments*. This document makes reference to the British Standard, *BS 8206-2:2008: Lighting for Buildings - Part 2: Code of Practice for Daylighting* (the British Standard) and to the Building Research Establishment's *Site Layout Planning for Daylight and Sunlight: a Guide to Good Practice* (BRE 209).

Paragraph 6.7 of the 2020 apartment guidelines states:

*“Where an applicant cannot fully meet all of the requirements of the daylight provisions above, this must be clearly identified and a rationale for any alternative, compensatory design solutions must be set out, which planning authorities should apply their discretion in accepting taking account of its assessment of specific [sic]. This may arise due to a design constraints associated with the site or location and the balancing of that assessment against the desirability of achieving wider planning objectives. Such objectives might include securing comprehensive urban regeneration and or an effective urban design and streetscape solution.”*

As such, this report identifies where daylight and sunlight recommendations have and have not been achieved. Rationale and compensatory design solutions are the remits of the planning consultant and project architect, these will also be included in this report when possible.

Note: Section 3.2 of the Urban Development and Building Height Guides 2018, provides similar guidance as above.

At the time of publication of *Design Standards for New Apartments* and the *Urban Development and Building Height Guides*, BRE 209 was in the 2nd edition, first published in 2011. Since then, a 3rd edition of BRE 209 has been published (June 2022) and the 2nd edition has been withdrawn. BRE 209 no longer references *BS 8206-2:2008*, which has also been withdrawn. The primary standard used as reference in BRE 209 edition 3 is *BS EN 17037*.

### **BRE - Site Layout Planning for Daylight and Sunlight: a Guide to Good Practice (2022)**

This document will be referred to as *the BRE Guidelines* in this report.

At the time of writing this report, the BRE Guidelines are in the third edition (BRE 209). The BRE Guidelines sets out recommendations for appropriate levels of daylight and sunlight within a proposed development, as well as providing guidance on impacts arising from a proposed development to surrounding properties and amenity areas.

The BRE Guidelines will be used as the primary guiding document in the assessments that are carried out for the purpose of this report, as they are referenced in Irish guidance documents:

- *Sustainable Urban Housing: Design Standards for New Apartments*, as published in December of 2020 by the Department of Housing, Planning and Local Government and Heritage.
- *Urban Development and Building Heights*, as published in December of 2018 by the Government of Ireland.

Whilst the primary reference document for the BRE Guidelines is *BS EN 17037*, there are some subtle differences between BRE 209 and *BS EN 17037*. For the purposes of this report, the BRE Guidelines (BRE 209) is considered the primary reference.

A detailed description of the various recommendations for impact assessment and scheme performance is contained in section “5.0 Assessment Overview” on page 14 of this report.

### **EN 17037:2018: Daylight in Buildings (2018)**

*EN 17037* is a European Standard that provides recommendations for daylight within spaces. (Emphasis added)

EN 17037:2018 recommends that 300 lux should be received across 50% of a hypothetical reference plane of any room for half of the daylight hours of the year, with no less than 100 lux received across 95% of the reference plane. No distinction is made for the function of the room for target lux levels within this standard.

The target values given within EN 17037 are difficult to achieve, especially where increased density is desired.

Recommendations made in EN 17037 regarding Sunlight Exposure have been incorporated into the BRE Guidelines and are expanded on in section “5.0 Assessment Overview” on page 14 of this report.

EN 17037 also makes recommendations related to glare and quality of view out. These aspects are not addressed in this report as these assessments have less relevance in a residential context where occupants have the freedom to move about in order to improve level of glare or alter the view out.

### **I.S. EN 17037:2018 Daylight in Buildings (2018)**

*I.S. EN 17037* is a direct adoption of the European Standard *EN 17037:2018* that provides recommendations for daylight within spaces.

The target values given within *I.S. EN 17037* are difficult to achieve, especially where increased density is desired. Whilst it could be deemed appropriate to apply *I.S. EN 17037* instead of *BRE 209* in the Republic of Ireland, it should be noted that *BRE 209* is referenced in both the *Sustainable Urban Housing: Design Standards for New Apartments* (2020) and *Urban Development and Building Heights* (2018). To the best of our knowledge, (at the time of writing), the only reference that is made to *I.S. EN 17037* in a planning guidance document issued by an Irish planning authority is in the draft *Dublin City Development Plan (2022-2028)*, in which *I.S. EN 17037* is deemed unsuitable for use during planning applications.

Regardless, a supplementary SDA study has been carried out using the same rooms as assessed under the primary study (*BRE 209*) using the criteria of *I.S. EN 17037*, with compliance rates stated. However, this can be considered a supplementary study. Compensatory design measures may not be put forward for non-compliant rooms under this standard as the rationale for non-compliance may be that the standard is too difficult to achieve in a well-balanced proposal.

Until official guidance or instruction is published by a relevant authority on this matter, 3DDB will continue to reference the *BRE* Guidelines in our daylight and sunlight assessments.

### **BS EN 17037:2018: Daylight in Buildings (2018)**

*BS EN 17037* is the British Annex to the European Standard (see above). The British Annex acknowledges that a rigid application of the European Standard could prove to be a difficult task. It states “... *it is the opinion of the UK committee that the recommendations for daylight provision in a space [...] may not be achievable for some buildings, particularly dwellings.*”

In *BS EN 17037*, daylight recommendations differ depending on the function of a room. Target lux levels are applied across 50% of the reference plane of a room for half of the daylight hours. The target lux levels are:

- 200 lux for kitchens.
- 150 lux for living rooms
- 100 lux for bedrooms.

No minimum is stated to be achieved across 95% of the working plane. If a space has dual purposes it is advised that the higher target value should be applied.

### **Summary**

The *BRE* Guidelines (*BRE 209*), will be the primary reference document for this report as it is referenced in both *Sustainable Urban Housing: Design Standards for New Apartments* (2020) and *Urban Development and Building Heights* (2018). For daylight within proposed developments, a supplementary study will be carried out under the criteria of *I.S. EN 17037*.

Neither the British Standard, European Standard, British Annex to the European Standard nor the *BRE* Guide set out rigid standards or limits. They are all considered advisory documents. The *BRE* Guide is preceded by the following very clear statement as to how the design advice contained therein should be used:

*“The advice given here is not mandatory and the guide should not be seen as an instrument of planning policy; its aim is to help rather than constrain the designer. Although it gives numerical guidelines, these should be interpreted flexibly since natural lighting is only one of many factors in site layout design.”*

That the recommendations of the *BRE* Guide are not suitable for rigid application to all developments in all contexts, is of particular importance in the context of national and local policies for the consolidation and densification of urban areas or when assessing applications for highly constrained sites (e.g. lands in close proximity or immediately to the south of residential lands).



## 4.0 Glossary

### 4.1 Terms and Definitions

**Skylight**

Non directional ambient light cast from the sky and environment.

**Sunlight**

Direct parallel rays of light emitted from the sun.

**Daylight**

Combined skylight and sunlight.

**Overcast sky model**

A completely overcast sky model, used for daylight calculation.

**Cloudless sky model**

A completely cloudless sky model, used for sunlight exposure calculation.

**Proposed Development Model State**

The proposed development has been modelled into the existing environment. This model state has been used when assessing the effect of the proposed development on the existing neighbouring properties, as well as assessments carried out within the proposed development itself.

**Sun On Ground (SOG)**

Assessment of what portion of a garden or amenity space is capable of receiving 2 hours or more of direct sunlight on a given date between February 1st and March 21st.

**Sunlight Exposure (SE)**

The number of hours a room can expect to receive of direct sunlight on a given date between February 1st and March 21st at a given point on the windows.

**Spatial Daylight Autonomy (SDA)**

Spatial Daylight Autonomy assesses whether a space receives sufficient daylight on a working plane during standard operating hours on an annual basis. For compliance, the target value is achieved across 50% of the working plane for half of the occupied period.

**Working plane**

Horizontal, vertical or inclined plane in which a visual task lies. Normally the working plane may be taken to be horizontal, 850 mm above the floor in houses and factories, 700 mm above the floor in offices. The plane is offset 300mm from the room boundaries under BRE 209 criteria, and 500mm from the room boundaries under I.S. EN 17037 criteria.

**LKD**

Living / Kitchen / Dining room.

**BRE Target Value**

When assessing the effect a proposed development would have on a neighbouring property, a target value will be applied. This applied target value is generated as per the criteria set out for each study in the BRE Guidelines.

**Alternative Target Value**

It could be appropriate to use alternative target values when conducting assessment of effect on existing properties. If such instances occur the rationale will be clearly explained and the instances where the alternative target values have been applied will be clearly identified.

**Level of BRE Compliance**

Each table in the study that has a column identified as "Level of BRE Compliance", identifies how an assessed instance performs in relation to the appropriate target value. If the instance is in compliance with the recommendations as made in the BRE Guidelines the value will be expressed as "BRE Compliant". If the instance does not meet the criteria as set out in the BRE Guidelines a percentage will be expressed to determine the level of compliance with the recommendation. This value determines the definition of effect.

**LUX**

Lux is a standardised unit of measurement of light level intensity. A measurement of 1 lux is equal to the illumination of a one metre square surface that is one metre away from a single candle.

## 4.2 Definition of Effects

In order to categorise the varying degrees of compliance with the BRE Guidelines when assessing the effect a proposed development would have on the daylight and sunlight of an existing property, 3DDB have assigned numerical values to the levels of compliance with the BRE Guidelines. as listed in 'Appendix H: Environmental impact assessment' of the BRE Guidelines.

The list of definitions given below is taken from 'Appendix H: Environmental impact assessment' of the BRE 209. Whilst it is acknowledged that no simple rule of thumb can be applied, and planning authorities should consider a range of localised factors when making decisions, the definitions of effect as published in this report have been included to apply a comprehensible terminology to the varying levels of compliance with the BRE Guidelines

### Negligible

For the purposes of this Sunlight and Daylight Assessment Report an "Negligible" level of effect will be stated if the level of effect is within the criteria as recommended in the BRE Guidelines and the applied target value has been achieved.

### Minor Adverse

For the purposes of this Sunlight and Daylight Assessment Report, a "Minor Adverse" level of effect will be stated if the level of effect is marginally outside of the criteria as stated in the BRE Guidelines. Typically a "Minor Adverse" level of effect will be applied if the level of daylight or sunlight is reduced to between 80-99% of the applied target value.

### Moderate Adverse

For the purposes of this Sunlight and Daylight Assessment Report, a "Moderate Adverse" level of effect will be stated if the level of daylight or sunlight is reduced to between 50-80% of the applied target value. A "Moderate Adverse" level of effect would be quite typical in instances where a proposed development is planned on an under-developed plot of land. The level of daylight and/or sunlight of an assessed property is reduced in a manner that is consistent with similar properties in the immediate surrounding area.

### Major Adverse

An effect which, by its character, magnitude, duration or intensity alters a sensitive aspect of the environment. For the purposes of this Sunlight and Daylight Assessment Report a "Major Adverse" level of effect will be stated if the proposed development reduces the availability of daylight or sunlight of a neighbouring property to significantly below a baseline level. A "Major Adverse" level of effect will be stated if the level of daylight or sunlight is reduced to less than 50% of the applied target value.

### Beneficial Impact

In relation to sunlight or daylight access, it is conceivable that a proposed development could yield positive effects on the neighbouring properties. In such circumstances a the development would typically involve a reduction to the size or scale of built form (e.g. such as the demolition of a building or the removal of a large belt of evergreen trees, which might result in an increase in light access). Where such improvements occur, a "Beneficial Impact" will only be stated if the ratio of change is greater than 1.20 (an improvement of 20%). Should less perceptible improvements occur an "Negligible" level of effect will be stated.

### Not Applicable (n.a.)

In instances where a baseline value is particularly low, levels of effects can appear exaggerated. To mitigate against such occurrences, if the baseline value in the VSC, APSh/WPSH or SOG studies is below 1%, the level of effect will be categorised as n.a. (not applicable).

## 4.3 Definition of Levels of Sunlight Exposure

For interiors, access to sunlight can be quantified. BRE 209 recommends that a space should receive a minimum of 1.5 hours of direct sunlight on a selected date between 1 February and 21 March with cloudless conditions. It is suggested that 21 March (equinox) be used. The medium level of recommendation is three hours and the high level of recommendation four hours. For dwellings, at least one habitable room, preferably a main living room, should meet at least the minimum criterion.

The level of sunlight exposure will be stated for each assessed room in the tables under section "7.2 Sunlight Exposure (SE) in Proposed Units" on page 25. Below is a list of the terms used to categorise the levels of sunlight exposure:

### Non-compliant

A non-compliant level of sunlight exposure will be stated if the potential sunlight for the assessed room is less than 1.5 hours on March 21st. Note: the recommendation is that a room within a proposed unit is capable of receiving 1.5 hours of direct sunlight on March 21st. If an individual room does not achieve this recommendation, it does not mean that the unit is non compliant.

### Minimum

A minimum level of sunlight exposure will be stated if the potential sunlight for the assessed room is between 1.5 hours and 3 hours on March 21st.

### Medium

A medium level of sunlight exposure will be stated if the potential sunlight for the assessed room is between 3 hours and 4 hours on March 21st.

### High

A high level of sunlight exposure will be stated if the potential sunlight for the assessed room is greater than 4 hours on March 21st.

## 4.4 Index of Tables

### 4.4.1 Scheme Performance: Sun On Ground (SOG)

Below is an example of the table used to describe SOG in proposed gardens and amenity spaces.

Table No. 4.1: Example of SOG Table for Scheme Performance			
Assessed Area	Area Capable of Receiving 2 Hours of Sunlight on March 21st	Recommended Minimum	Level of Compliance with BRE Guidelines
A	B	C	D

#### A: Assessed Area

This column identifies the assessed garden/amenity area.

#### B: Area Capable of Receiving 2 Hours of Sunlight on March 21st

The percentage of the proposed area that can receive more than 2 hours of sunlight on March 21st.

#### C: Recommended Minimum

The BRE Guidelines state that the percentage of a garden/amenity area that can receive more than 2 hours of sunlight on March 21st should be 50%. The target value for all spaces is set to 50%.

#### D: Level of Compliance with BRE Guidelines

This column states the compliance of the assessed space with the *BRE Target Value*. If the assessed garden or amenity area complies with the BRE Guidelines this cell will state “*BRE Compliant*”. If the garden or amenity area does not meet the criteria as set out in the BRE Guidelines, a percentage of compliance with the *recommended minimum* will be stated.

It should be noted that the figures displayed in the table of results have been rounded off. A manual calculation on these figures may yield a negligible difference and should not be considered an error.

### 4.4.2 Scheme Performance: Sunlight Exposure (SE)

Below is an example of the table used to describe the SE performance of proposed habitable rooms.

Table No. 4.2: Example of Sunlight Exposure Table for Scheme Performance							
Unit Number	Room Description	Deciduous Trees as Opaque Objects			Without Deciduous Trees		
		SE Hours on March 21st	Level of SE on March 21st	Unit compliance based on highest performing room	SE Hours on March 21st	Level of SE on March 21st	Unit compliance based on highest performing room
A	B	C	D	E	F	G	H

#### A: Unit Number

This column identifies the assessed unit. All unit numbers are determined by the architect’s drawings, unless otherwise stated.

#### B: Room Description

*Room Description* details which room of the unit has been assessed, e.g. bedroom, living room, etc.

#### C: SE Hours on March 21st (Deciduous Trees as Opaque Objects)

This column will state the number of hours the assessed room can expect to receive on March 21st with the assessment carried out with deciduous trees as opaque objects.

#### D: Level of SE on March 21st (Deciduous Trees as Opaque Objects)

BRE 209 recommends a minimum sunlight exposure of 1.5 hours for a proposed unit with preference given to main living rooms. BRE 209 categorise sunlight exposure as minimum, medium and high, this column will categorise the level of sunlight exposure with deciduous trees as opaque objects based on the following:

- Less than 1.5 hours: *Non-compliant*,
- Between 1.5 hours and 3 hours: *Minimum*
- Between 3 hours and 4 hours: *Medium*

#### E: Unit compliance based on highest performing room (Deciduous Trees as Opaque Objects)

A proposed unit is considered to be compliant provided any habitable room within the unit is capable of receiving at least 1.5 hours of sunlight on March 21st. This column will identify the highest performing room within a unit and state compliance for the associated unit based on that room with the assessment carried out with deciduous trees as opaque objects. Typically only one room per unit will be populated in this column, with lesser performing rooms indicated with a dash (-). However, if more than one room in a given unit is considered to be the best performing room, i.e. they have the same number of SE hours on March 21st, then the unit compliance column will be populated for each.

**F: SE Hours on March 21st (Without Deciduous Trees)**

This column will state the number of hours the assessed room can expect to receive on March 21st with the assessment carried out without deciduous trees.

**G: Level of SE on March 21st (Without Deciduous Trees)**

BRE 209 recommends a minimum sunlight exposure of 1.5 hours for a proposed unit with preference given to main living rooms. BRE 209 categorise sunlight exposure as minimum, medium and high, this column will categorise the level of sunlight exposure without deciduous trees using the same criteria as the study with deciduous trees as opaque objects.

**H: Unit compliance based on highest performing room (Without Deciduous Trees)**

A proposed unit is considered to be compliant provided any habitable room within the unit is capable of receiving at least 1.5 hours of sunlight on March 21st. This column will identify the highest performing room within a unit and state compliance for the associated unit based on that room with the assessment carried out without deciduous trees. Typically only one room per unit will be populated in this column, with lesser performing rooms indicated with a dash (-). However, if more than one room in a given unit is considered to be the best performing room, i.e. they have the same number of SE hours on March 21st, then the unit compliance column will be populated for each.

It should be noted that the figures displayed in the table of results have been rounded off. A manual calculation on these figures may yield a negligible difference and should not be considered an error.

**4.4.3 Scheme Performance: Spatial Daylight Autonomy (SDA)**

Below is an example of the table used to describe the spatial daylight autonomy results in proposed units.

Table No. 4.3: Example of Table for SDA Results for Scheme Performance								
Unit Number	Room Description	BRE 209			I.S. EN 17037			
		Target Lux*	% of area above target Lux* (recommendation >50%)		Meets BRE 209 Criteria*	% of area above 300 Lux (recommendation >50%)	% of area above 100 Lux (recommendation >95%)	Meets I.S. EN 17037 Criteria*
			Winter**	Summer**				
House Number/Floor								
A	B	C	D	E	F	G	H	I

**A: Unit Number**

This column identifies the assessed unit. All unit numbers are determined by the architect's drawings, unless otherwise stated.

**B: Room Description**

*Room Description* details which room of the unit has been assessed, e.g. bedroom, LKD, etc.

**C: Target Lux**

Under BRE 209 the appropriate target lux levels to be achieved across 50% of the working plane of a room differ depending on the room type. Kitchens have a target lux of 200, living rooms have a target lux of 150 and bedrooms have a target lux of 100. In a room providing more than one function, such as an LKD, the higher target value should be taken i.e. 200 Lux.

**D: % of area above target Lux (Winter)**

BRE 209 recommends target lux levels to be achieved across at least 50% of the working plane for at least half the daylight hours. The target values differ depending on the room function, 200 lux for Kitchens, 150 lux for Living Rooms or 100 lux for Bedrooms.

This column states percentage of the working plane of the assessed room that is capable of receiving more than the appropriate target lux for at least half the daylight hours.

**E: % of area above target Lux (Summer)**

BRE 209 recommends target lux levels to be achieved across at least 50% of the working plane for at least half the daylight hours. The target values differ depending on the room function, 200 lux for Kitchens, 150 lux for Living Rooms or 100 lux for Bedrooms.

This column states percentage of the working plane of the assessed room that is capable of receiving more than the appropriate target lux for at least half the daylight hours.

**F: Meets BRE 209 Criteria**

This column states if the assessed room achieves the recommended level of daylight as per BRE 209. Target lux levels achieved across more than 50% of the working plane: (200 lux for Kitchens, 150 lux for Living Rooms or 100 lux for Bedrooms). For rooms with multiple purposes, such as LKDs, the higher target value should be taken. If the criteria is achieved with deciduous trees in both winter and summer states, this column will state "Yes", if the criteria is not met in either state this column will state "No". This column states "Winter only" if the criteria is met with deciduous trees in the winter state but not in the summer state, which would be an indication that the summer foliage of trees is the reason for non-compliance.

**G: % of area above 300 Lux**

I.S. EN 17037 recommends at least 50% of the working plane receives above 300 lux for at least half the daylight hours.

This column states percentage of the working plane of the assessed room that is capable of receiving more than 300 lux for at least half the daylight hours.

**H: % of area above 100 Lux**

I.S. EN 17037 recommends at least 95% of the working plane receives above 100 lux for at least half the daylight hours.

This column states percentage of the working plane of the assessed room that is capable of receiving more than 100 lux for at least half the daylight hours.

**I: Meets I.S. EN 17037 Criteria**

This column states if the assessed room achieves the recommended level of daylight as per I.S. EN 17037. (300 lux across more than 50% of the working plane and 100 lux across more than 95% of the working plane for half the daylight hours)

It should be noted that the figures displayed in the table of results have been rounded off. A manual calculation on these figures may yield a negligible difference and should not be considered an error.

## 5.0 Assessment Overview

### 5.1 Shadow Study

A shadow study has been carried out on the proposed model state. The baseline state is not applicable and has not been included as the existing site is a green field with no surrounding context that would have a bearing on shadows cast. This visual representation of the shadows cast by the proposed development can be found in the hourly shadow diagrams in section “6.3.1 Shadow Study 21 March” on page 19

Hourly renderings have been shown from sunrise to sunset on the following dates:

- Spring equinox:                      March 21st                      Sunrise 6:25 | Sunset 18:40.
- Summer solstice:                      June 21st.                      Sunrise 4:57 | Sunset 21:57.
- Winter solstice:                      December 21st                      Sunrise 8:38 | Sunset 16:08.

The hourly renderings of the shadow study will be generated without deciduous trees and with evergreen trees represented as opaque objects.

**Note:** Considering the spring equinox (March 21st) and autumn equinox (22nd September) yield similar results, only the spring equinox was generated.

### 5.2 Sun On Ground in Proposed Outdoor Amenity Areas (SOG)

The BRE Guidelines recommend that for a garden or amenity area to appear adequately sunlit throughout the year, at least half of it should receive at least two hours of sunlight on March 21st.

March 21st, also known as the spring equinox, is chosen as the assessment date as daytime and night-time are of approximately equal duration on this date.

Deciduous trees are not included in the analytical model for SOG assessment as per the BRE Guidelines.

The portion of each space capable of receiving 2 hours of direct sunlight on March 21st will be calculated individually.

The results for the study on sun on ground in the proposed outdoor amenity areas (including a visual representation in the form of 2-hour false colour plans) can be found in section 7.1 on page 24.

### 5.3 Sunlight Exposure in Proposed Habitable Rooms (SE)

Sunlight exposure (SE) is a measure of sunlight that a given window may expect to receive on a given date between the 1st of February and the 21st of March. The BRE guidelines suggest that March 21st (equinox) is used as the assessment date.

The assessment point for windows is 1.2m above the finished floor level, or 0.3m above the sill level (which ever is higher). If a room has multiple windows, the amount of sunlight received by each can be added together provided they occur at different times and sunlight hours are not double counted.

SE results have been generated both with deciduous trees as opaque objects and without deciduous trees as per the BRE Guidelines.

The level of sunlight exposure is categorised as follows:

- 1.5 Hours - Minimum
- 3 Hours - Medium
- 4 Hours - High

The recommendation for dwellings is that at least one habitable room, preferably a main living room, should receive at least the minimum criterion. Should no room within a given unit meet the recommended minimum level of sunlight exposure, it will be stated as non-compliant.

Whilst, the criterion applies to rooms of all orientations, although if a room faces significantly north of due east or west it is unlikely to be met. As such, it is not always possible to achieve full compliance, especially in developments that contain single aspect units.

All habitable rooms will be assessed, and SE figures published for each, however compliance rates for the proposed development will be expressed on a unit by unit basis.

The results for the study on sunlight exposure in the proposed development can be found in section 7.2 on page 25 with calculated compliance rates stated as part of the analysis of results section on Page 162.

### 5.4 Spatial Daylight Autonomy in Proposed Habitable Rooms (SDA)

Spatial Daylight Autonomy assesses whether a space receives sufficient daylight on a working plane during standard operating hours on an annual basis. A given target value should be achieved across 50% of the working plane for half of the occupied period.

In housing, the working plane is considered to be 850 mm above the finished floor level. The working plane is offset 300 mm from the room boundaries in the BRE 209 study, or 500 mm in the I.S. EN 17037 assessment.

SDA results have been generated with deciduous trees represented both in summer and winter states of foliage

as per the BRE Guidelines.

In terms of housing, *BRE 209* provides target SDA values to be received across at least 50% of the working plane for at least half the daylight hours. The target values differ based on the function of the room assessed:

- 200 Lux for kitchens;
- 150 Lux for living rooms;
- 100 Lux for bedrooms.

Where rooms serve more than one function, the higher SDA target value should be taken.

I.S. EN 17037 provides target SDA values to be applied, these values do not vary depending on the room function. Under I.S. EN 17037, at least 50% of the working plane should receive above 300 lux for at least half the daylight hours, with 95% of the working plane receiving above 100 Lux.

This study has assessed the Spatial Autonomy (SDA) received in all habitable rooms across all floors of apartments A, B, C, D and chosen houses/duplexes under the BRE 209 and I.S. EN 17037 criterion. Compliance rates will be stated for both guiding documents.

SDA assessment under the BRE 209 criteria is considered the primary study for internal daylight performance.

**Note:** non-habitable rooms and circulation spaces (e.g. bathrooms and corridors) do not require SDA assessment according to the BRE Guidelines. For this assessment, creche classrooms and studys were not included in the assessment.

For definition of spaces and target values applied, please see the methodology section of this report in section 6.0 on page 16.

The results for the study on SDA can be seen in section 7.3 on page 93.

## 5.5 Impact Assessment

The BRE Guidelines recommend that if any part of a new building or extension, measured in a vertical section perpendicular to a main window wall of an existing building, from the centre of the lowest window, does not subtend an angle of more than 25° to the horizontal, then the daylighting and sunlighting of the existing building are unlikely to be adversely affected. Using this guidance as a rule of thumb it was concluded that no impact assessment was required for the proposed scheme. This included:

- **Ravenswell Schools Complex**, to the west of the proposed development
- **The existing dwellings** to the North of the scheme



Note: This is consistent with the previous application approach.

## 6.0 Methodology

### 6.1 Building the Baseline and Proposed Models

In order to obtain the results of this assessments, 3D Design Bureau (3DDB) received a series of architectural 3D digital models using Revit 2022, a BIM software application made available by Autodesk.

Glenn Howells Architects Limited supplied 3DDB with a 3D models of apartment blocks A&B, and the previously produced models for the original application, and which cover the extant permission, were also used which were subsequently prepared for daylight and sunlight analysis.

A combination of survey information, aerial photography, available online photography and/or ordnance survey information were used to model the surrounding context and assessed buildings. **Note:** as the information gathered from online sources is not as accurate as surveyed information, some tolerance should be allowed to the placement of windows, boundary treatments and the results generated.

#### Baseline

The baseline state reflects the existing environment. It includes the surrounding context and the subject site in their current standing. This includes any structures that are to be demolished as part of this application. Existing trees were placed using photogrammetry information, with assumptions made regarding exact size, position and species.

#### Proposed

The proposed state reflects the subject site if the development is built as proposed. This includes the demolishing of structures, landscaping etc. The landscape plan indicated the placement and size of the proposed trees which were included in our assessment along with the retention of existing trees.

#### Trees

It is generally not possible to accurately represent trees in a digital 3D model as the size and shape will differ greatly from tree to tree. When modeling trees for this assessment assumptions have been made and tree geometry has been simplified.

For the purpose of the analysis carried out in this report, the position and size of existing trees have been estimated using photogrammetry information. The shape of the trees have been simplified and the species of each tree has been assumed. Simplified models of proposed trees within the development have also been included according to the information provided by the landscape architect Park Hood.

Whilst evergreen trees are included in all studies, BRE 209 provides guidance on how deciduous trees should be treated depending on the study being carried out, as summarised below:

#### Sun On Ground (SOG)

The BRE Guidelines states that when assessing the impact of buildings on sunlight in gardens:

*"...trees and shrubs are not normally included in the calculation unless a dense belt or group of evergreens is specifically planned as a windbreak or for privacy purposes. This is partly because the dappled shade of a tree is more pleasant than the deep shadow of a building (this applies especially to deciduous trees)."*

As such, deciduous trees have not been included in the calculation of SOG in either the impact or scheme performance assessments.

#### Sunlight Exposure (SE)

The BRE Guidelines state that as deciduous trees would not be in full leaf on the recommended assessment date (March 21st), sunlight would be expected to penetrate deciduous trees. However, as trees have so many variables, it is impossible to accurately represent how they would affect sunlight at a given time. The suggested methodology (BRE 209) to allow for this is to run the sunlight exposure study in two states. Once with deciduous trees as opaque objects and secondly without deciduous trees in the assessment model. This gives a range of potential sunlight hours.

#### Spatial Daylight Autonomy (SDA)

BRE 209 recommends when assessing daylight in a proposed building, it is appropriate to run the assessment with deciduous trees represented in both winter and summer conditions. Light transmittance values of 60% and 20% have been applied to deciduous tree canopies for winter and summer assessments respectively.

I.S. EN 17037 does not give any guidance on how trees should be represented. For the purpose of this report, the SDA calculation under the I.S. EN 17037 criteria has been carried out with deciduous trees in summertime foliage to represent the worst case scenario.

#### Shadow Study

The hourly renderings of the shadow study will be generated with evergreen trees represented as opaque objects and without deciduous trees. This method best represents the methodology used for the impact assessment and allows for a better understanding of potential shadows cast by the proposed development through the tree canopy.



## 6.2 Generating Results

The 3D models as stated above were brought into specialist software packages specifically designed for the purpose of daylight and sunlight analysis.

The results are generated and analysed considering the BRE Guidelines, as expanded on below.

### 6.2.1 Sun On Ground

#### Assessment Criteria

Effect on sunlight to existing neighbouring gardens and/or amenity areas has been assessed to the north of the proposed development, as areas located to the south are unlikely to be affected due to sun direction. Overshadowing is highly unlikely to occur in areas that are due south of any proposed development.

The levels of sunlighting to proposed amenity areas, as indicated by the architect, have been assessed. However, it should be noted that the numbering of these spaces in the Daylight and Sunlight Assessment Report has been assigned by 3DDB specifically for the purposes of this report. If other consultants are referencing these spaces in their own reports, it is unlikely they will be numbered the same.

### 6.2.2 Sunlight Exposure

#### Assessment Criteria

Sunlight exposure is carried out on habitable rooms within a proposed development. If a room has multiple windows, the amount of sunlight received by each can be added together provided they occur at different times and sunlight hours are not double counted.

The assessment point is taken from the centre of the opening width and at least 1.2m above the floor and 0.3m above the sill (whichever is the higher).

The sunlight exposure of all habitable rooms within all apartment blocks and the chosen house types/duplexes were assessed.

Sunlight exposure compliance rates for the proposed development will be expressed on a unit by unit basis.

### 6.2.3 Spatial Daylight Autonomy

#### SDA Target Values

There are two methods for calculating SDA:

- **Calculation method using daylight factor:** The daylight factor method assumes a constant ratio between internal and external illuminance. The daylight factors in the space shall be calculated by any reliable method that is based on the ISO 15469:2004 standard overcast sky (TYPE 1 or TYPE 16). Daylight factors are to be predicted across grid of points on a plane 0.85m above the floor of the space. The daylight factor of at least half the required area of the space should equal or exceed the target values.
- **Calculation method using illuminance level:** This requires the use of a detailed daylight calculation method where hourly (or sub-hourly) internal daylight illuminance values for a typical year are computed using hourly (or sub-hourly) sky and sun conditions derived from climate data appropriate to the site. This calculation method determines daylight provision directly from simulated illuminance values on the reference plane. The illuminance value of at least half the required area of the space should equal or exceed the target values.

The calculations carried out in this report use the calculation method using illuminance level.

The target values to be achieved depend on the guidelines that are followed.

The recommended target illuminance level to be achieved across at least 50% of the working plane for at least half of the daylight hours in BRE 209 depend on the function of the room. 200 Lux is recommended for kitchens, 150 Lux for living rooms and 100 Lux for bedrooms.

Where a room serves more than one purpose, such as the modern day apartment design of the living/kitchen/dining (LKD), the target SDA should be taken for the room with the highest value.

Following this advice, a target SDA value of 200 Lux has been applied to LKDs within the proposed scheme.

The target SDA values recommended within I.S. EN 17037 do not vary depending on the room function. In which, at least 50% of the working plane should receive above 300 lux for at least half the daylight hours, with 95% of the working plane receiving above 100 Lux.

Should full SDA compliance be sought, design changes could be needed, such as the removal of balconies or a reduction of unit sizes. Such mitigation measures could reduce the quality of living within the proposed units to a greater degree than the improvements that would be gained with increased SDA values.

In new developments, some internal spaces (e.g. studio apartments, shared communal areas etc.) can possibly be of a nature that do not have a predefined target value in BRE 209. In such instances, 3DDB have applied a target value they deem to be appropriate. In the case of the proposed development there are a number of shared amenity areas, classrooms and creche areas as well as private study's. 3DDB recommend that an SDA target value of 150 Lux be applied to these spaces. These rooms have not been included in the calculated compliance rates.

### Defining Areas

Definition of rooms has been taken directly from the architectural drawings supplied by Glenn Howells.

Circulation spaces, corridors, bathrooms etc. have not been assessed.

Indication of the assessed space in each room is provided in the floor plans that correspond to the SDA results in section “7.3 Spatial Daylight Autonomy (SDA) in Proposed Units” on page 93.

### Working Plane

The calculation of SDA is carried out on a hypothetical working plane which lies 850 mm from the finished floor level in residential units and 700 mm in academic and office spaces.

In the BRE 209 study the working plane is offset 300 mm from the room boundaries. Room boundaries are taken from the inside face of the interior walls and the centre line of any main external windows.

Under the I.S. En 17037 criteria the working plane is offset 500 mm from the room boundaries.

The working plane has a grid density of approximately 300 mm.

### Material Palette

Following consultation with the project architect, the following material values to be used for SDA calculations

Object	Material	Reflectance	Object	Material	Reflectance Transmittance
Exterior walls	Standard Brick	0.3	Interior Walls	Pastel paint	0.70
	Light Brick	0.4	Interior Ceiling	White paint	0.8
	Dark Brick	0.15	Interior Floor	Light timber	0.4
	Render	0.6	Miscellaneous	Miscellaneous	0.5
	Concrete	0.4	Glass	Double glazing	0.8
Ground cover	Paving	0.4		Maintenance Factor	0.91
	Tarmac	0.2		Glass adjusted for maintenance	0.73
	Grass	0.2		Frosted glass	0.5

## 6.3 Shadow Study

The shadow study renderings have been carried out in order to give a visual representation to the results set out in the sunlight assessment section of this report.

Hourly renderings have been shown from sunrise to sunset on the following dates:

- Spring equinox: March 21st Sunrise 6:25 | Sunset 18:40.
- Summer solstice: June 21st Sunrise 4:57 | Sunset 21:57.
- Winter solstice: December 21st Sunrise 8:38 | Sunset 16:08.

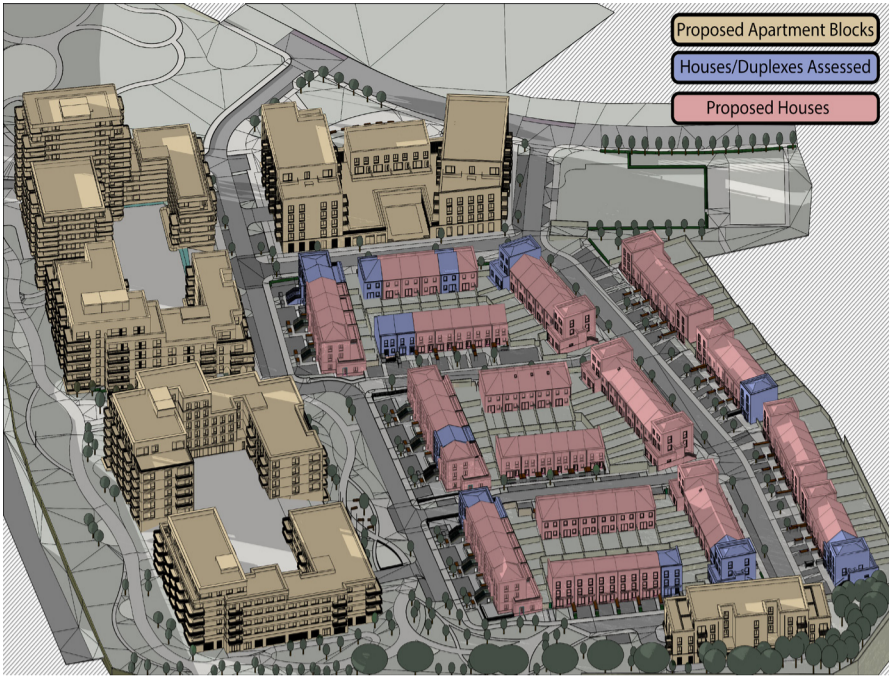
**Note:** Considering the spring equinox (March 21st) and autumn equinox (22nd September) yield similar results, only the spring equinox was generated.



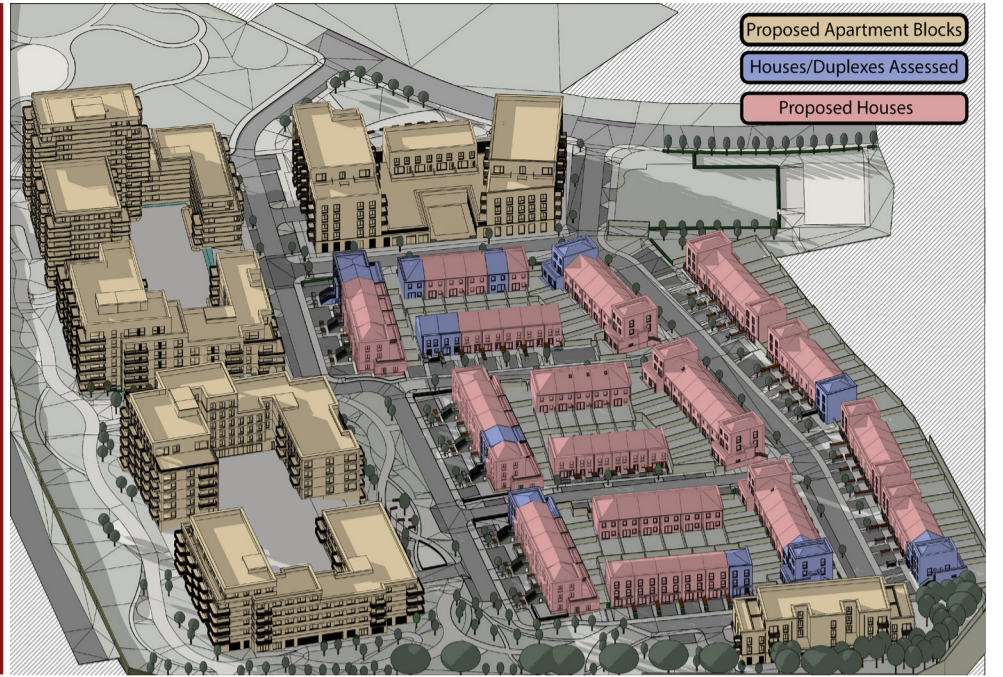
# Baseline

# Proposed

March 21st 7:00



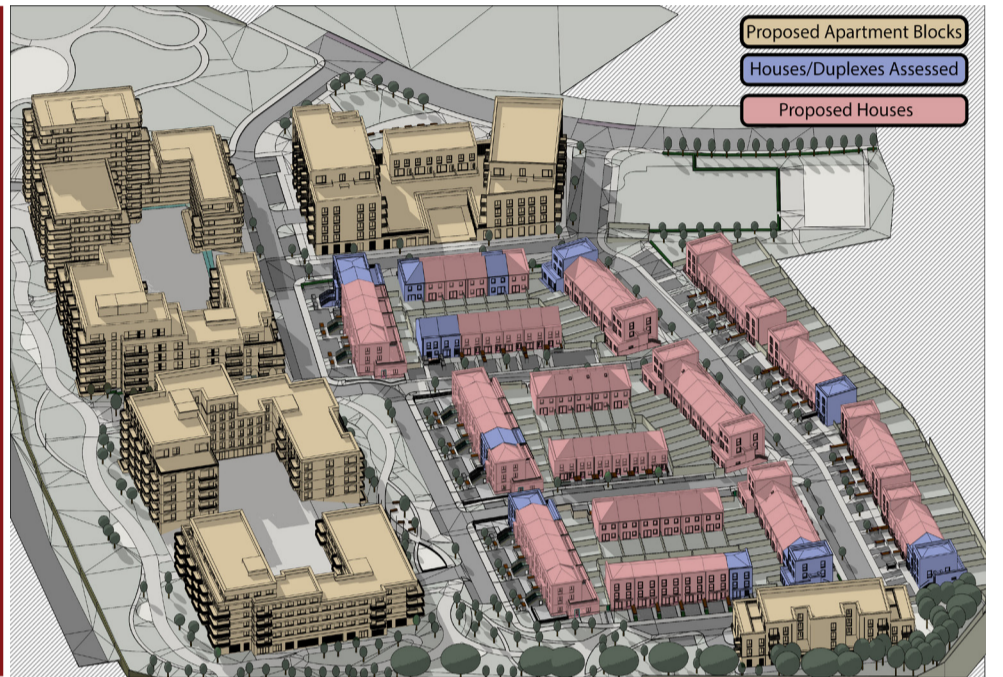
March 21st 8:00



March 21st 9:00



March 21st 10:00



March 21st 11:00



March 21st 12:00



March 21st 13:00



March 21st 14:00

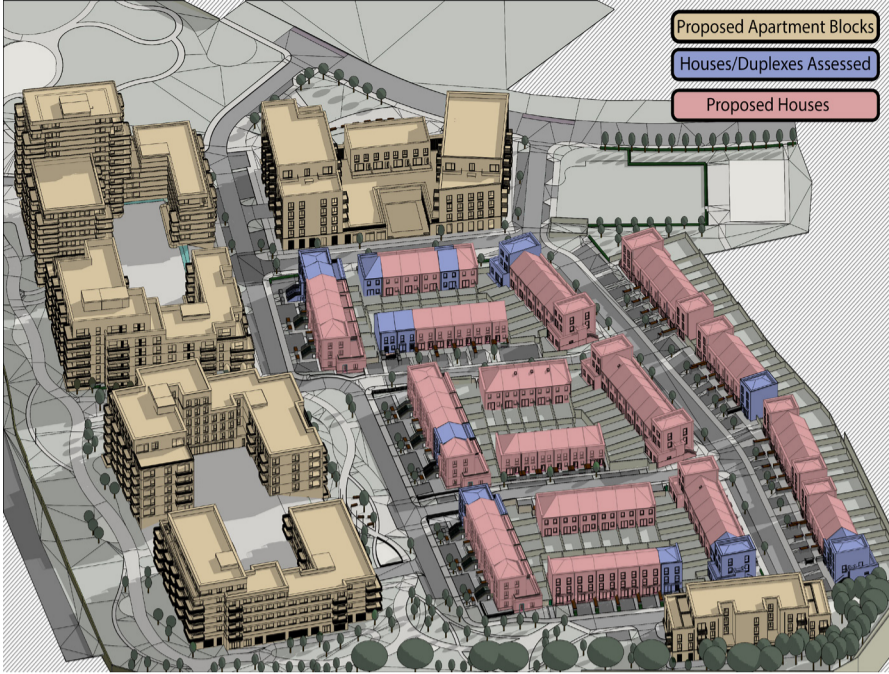




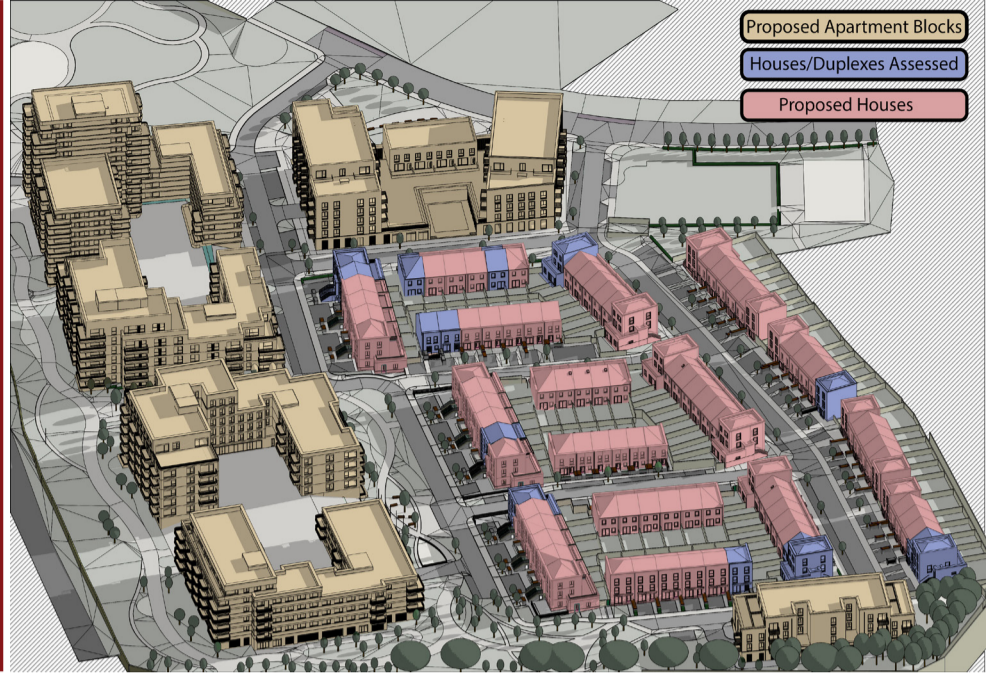
# Baseline

# Proposed

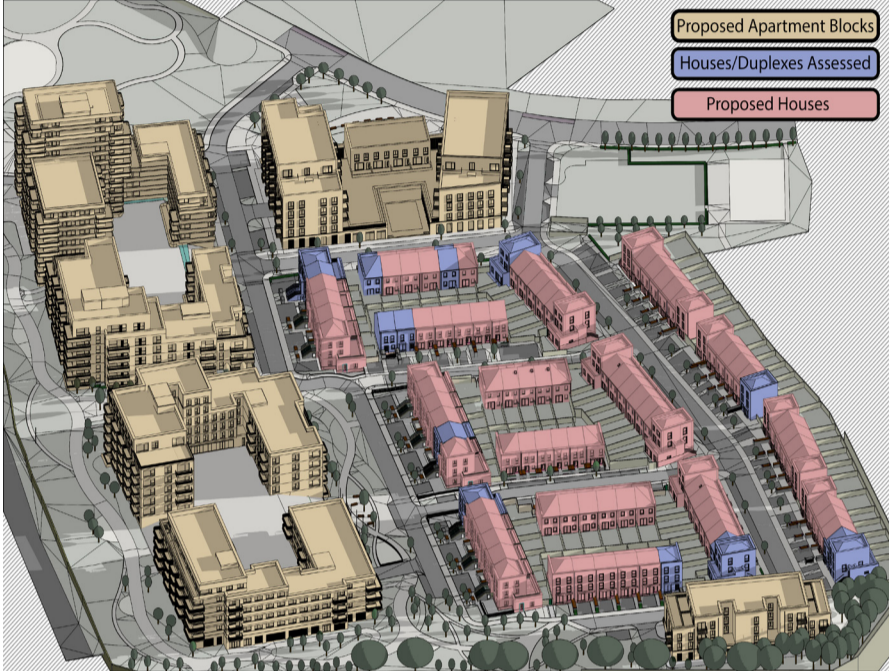
March 21st 15:00



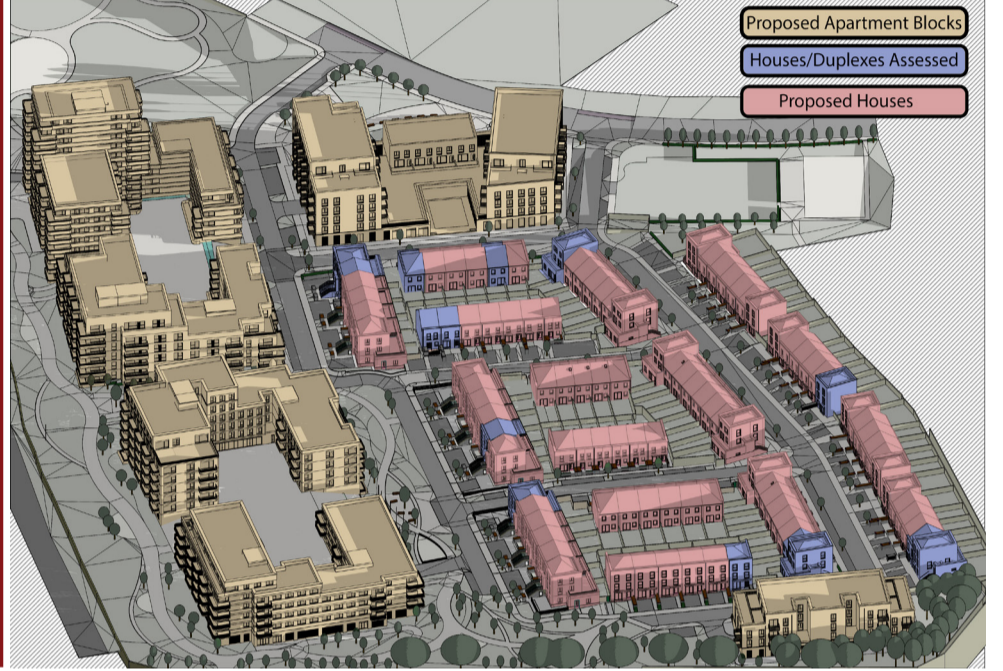
March 21st 16:00



March 21st 17:00



March 21st 18:00

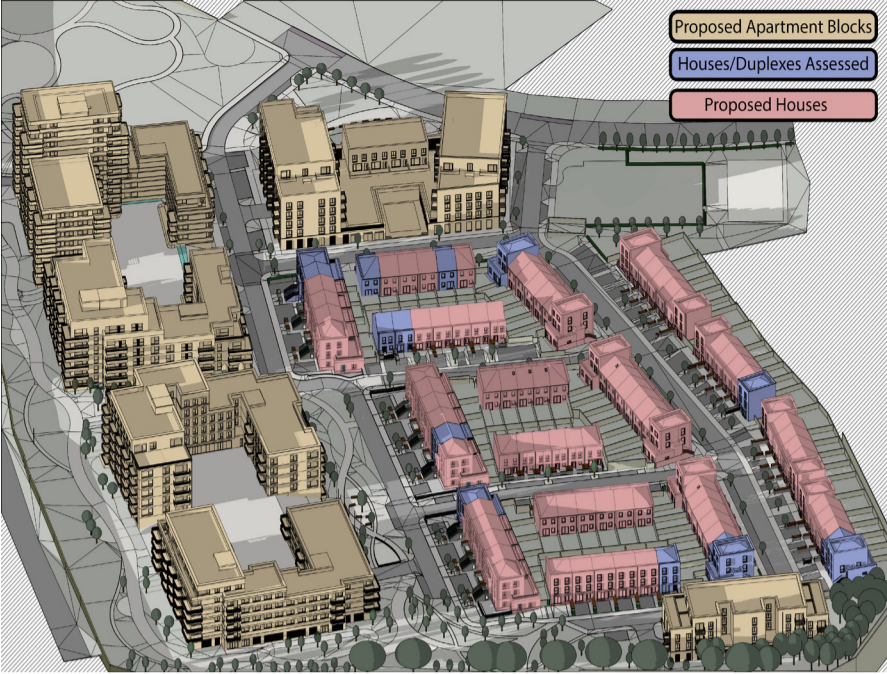




# Baseline

# Proposed

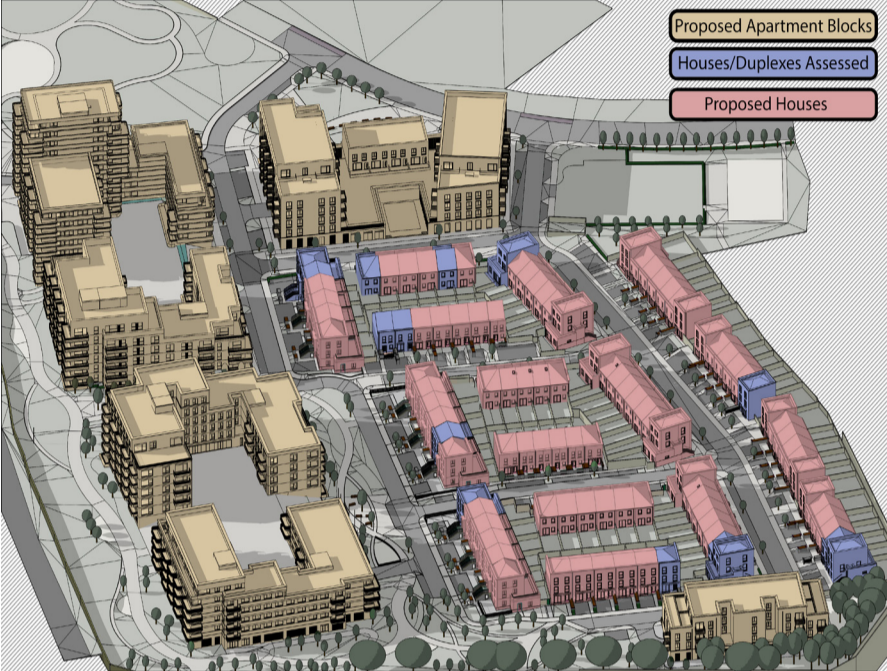
June 21st 6:00




June 21st 7:00



June 21st 8:00




June 21st 9:00



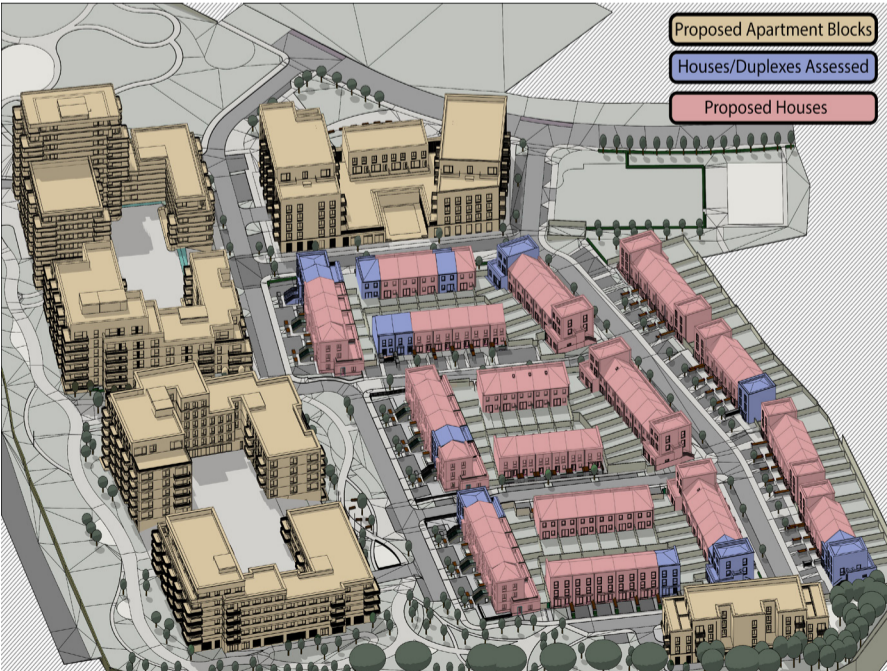
June 21st 10:00



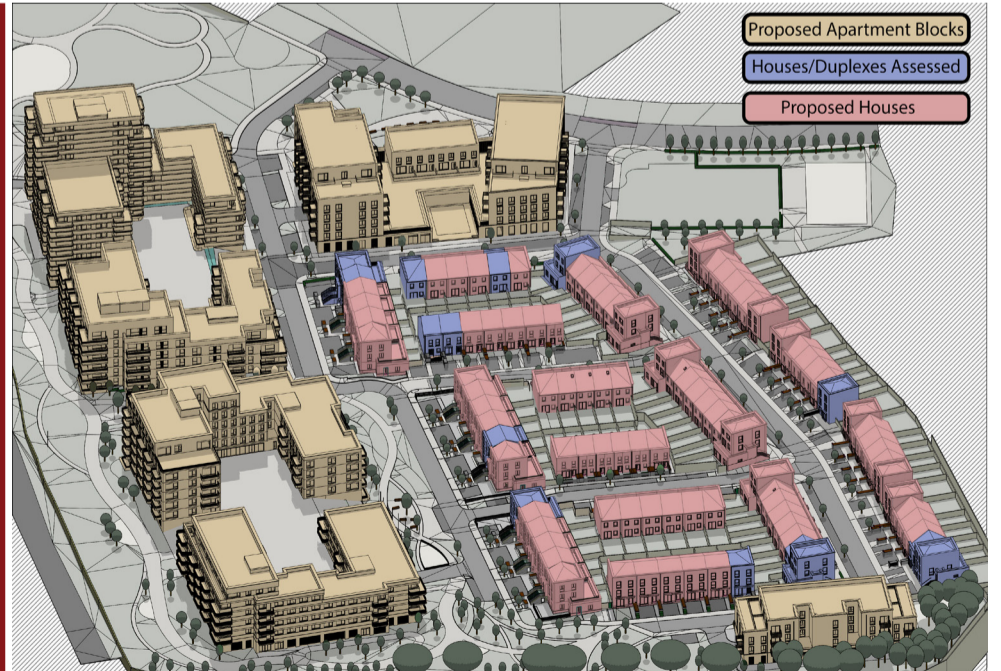
June 21st 11:00



June 21st 12:00



June 21st 13:00



6.3.3

Shadow Study 21 June

Project: Coastal Quarter SHD 2



June 21st  
Sunrise 4:57 | Sunset 21:57

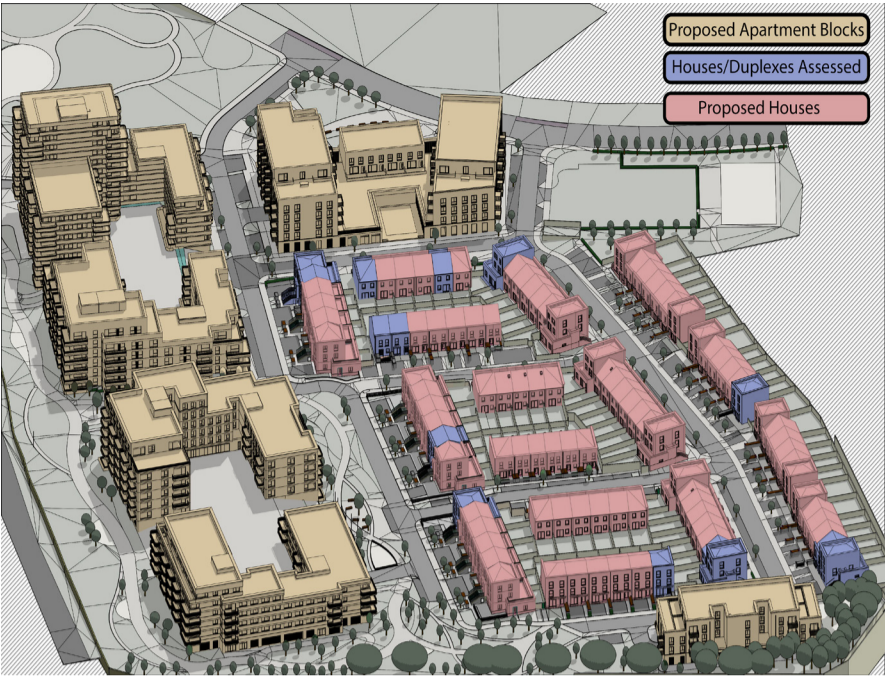
Applicant: Shankill Property Investments Ltd



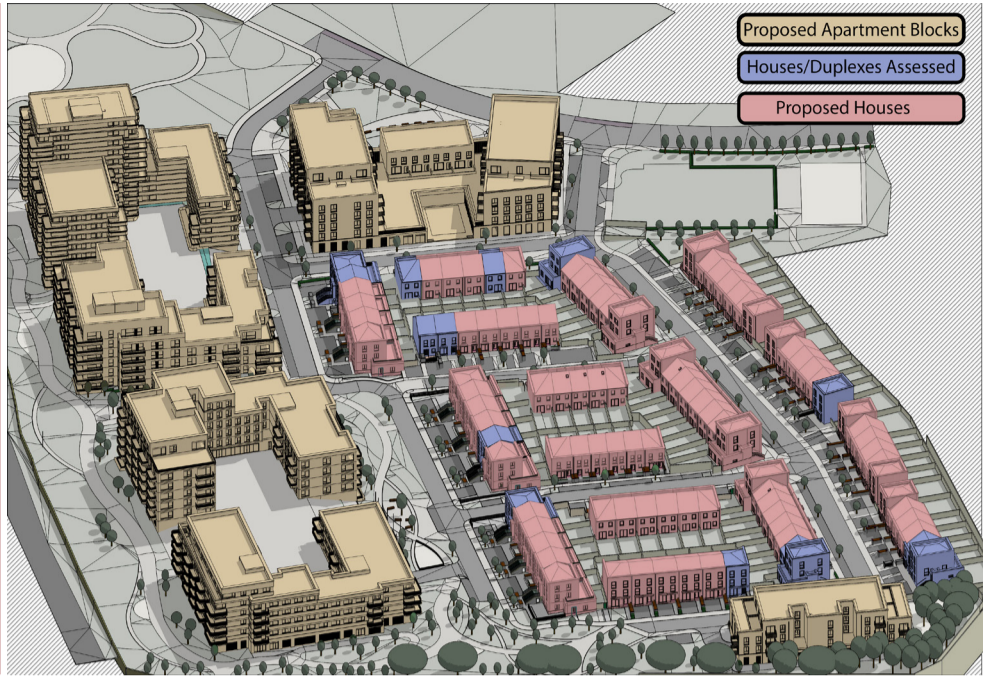
# Baseline

# Proposed

June 21st 14:00



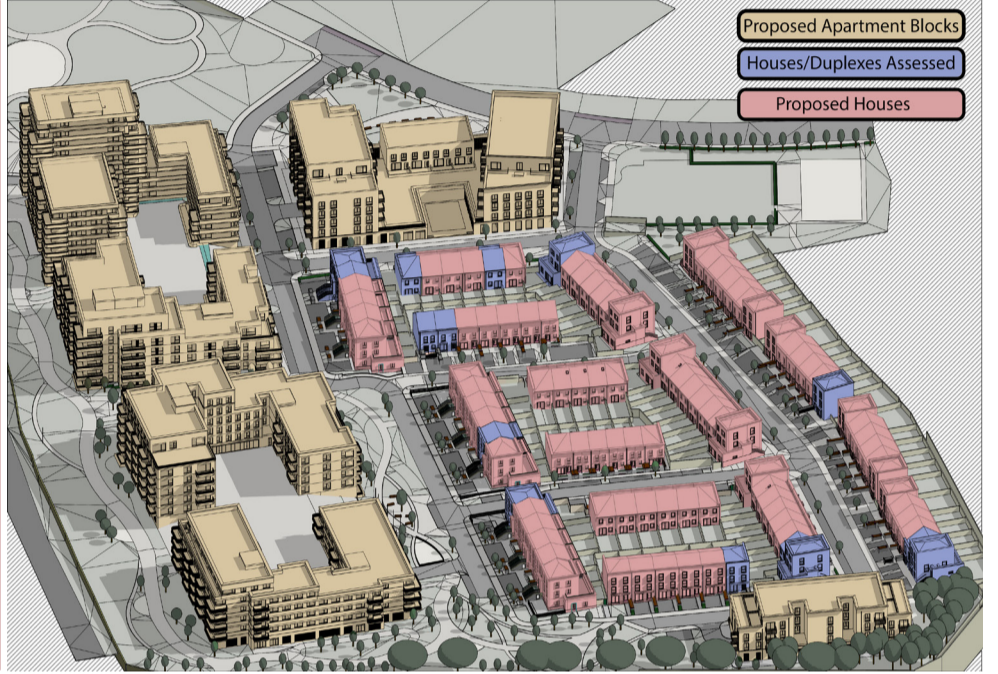
June 21st 15:00



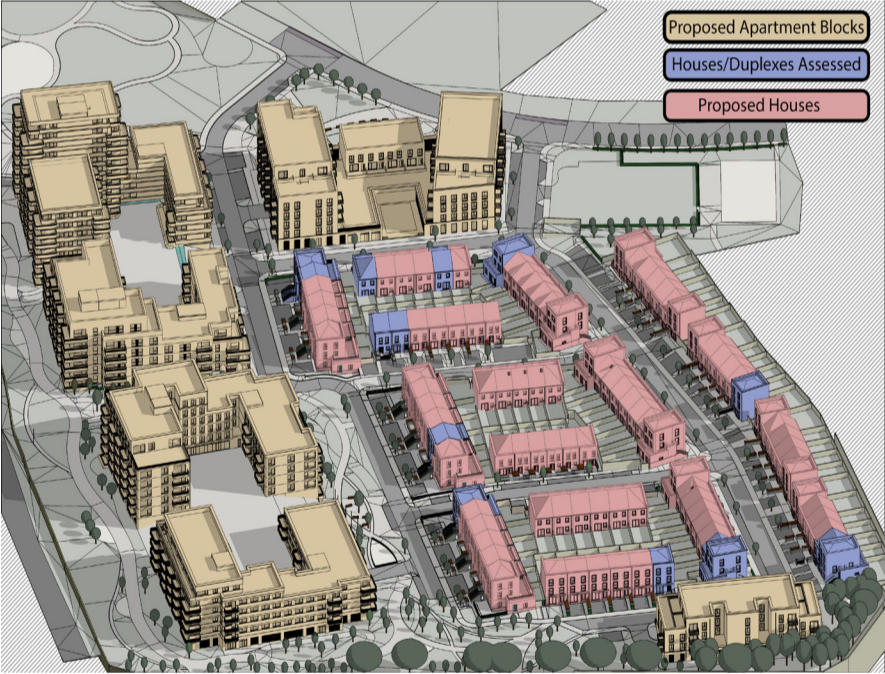
June 21st 16:00



June 21st 17:00



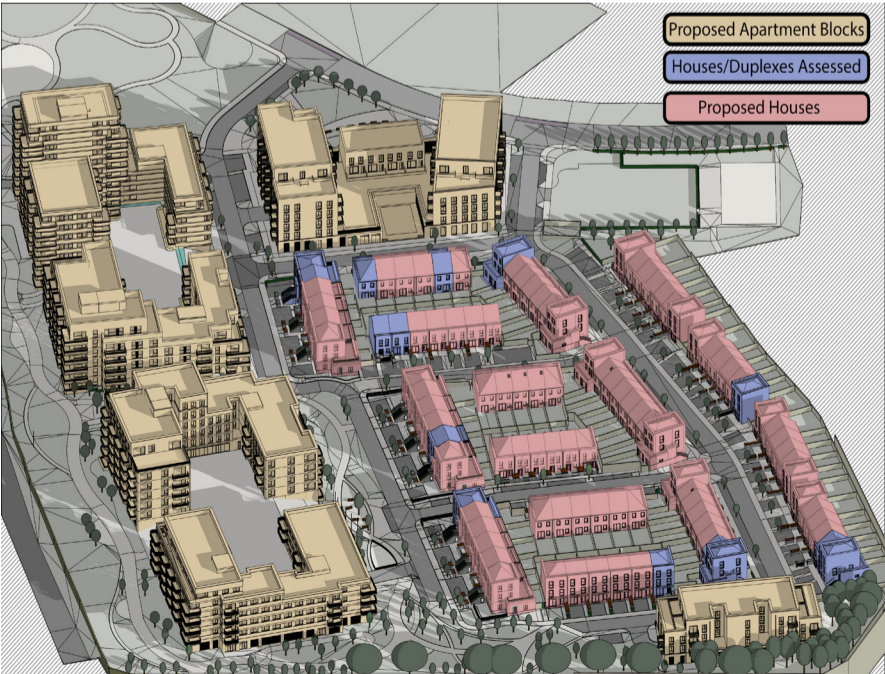
June 21st 18:00



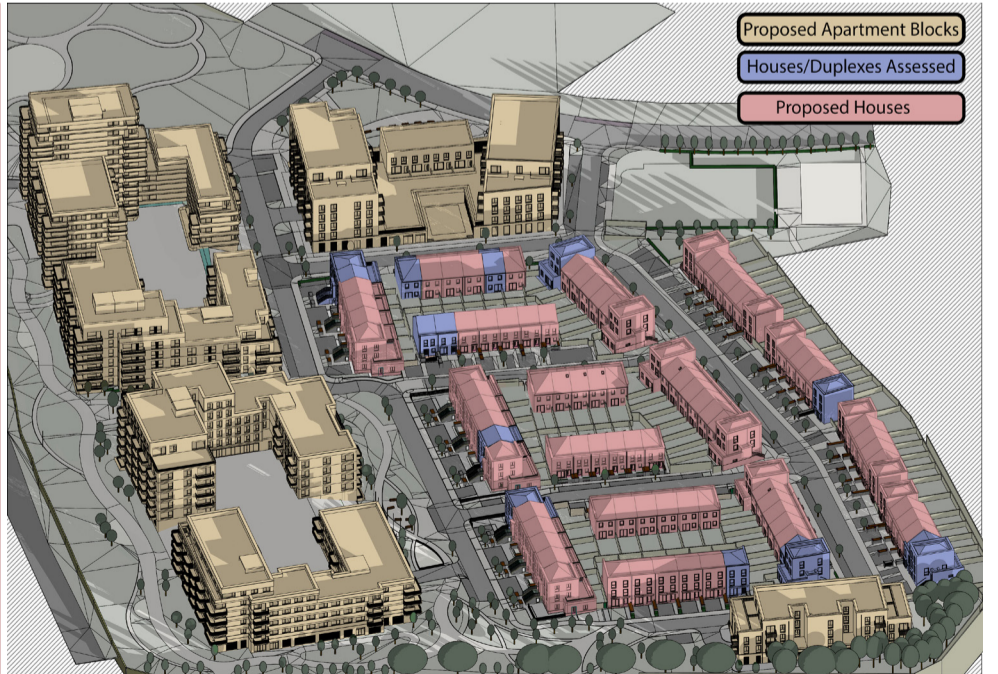
June 21st 19:00



June 21st 20:00



June 21st 21:00

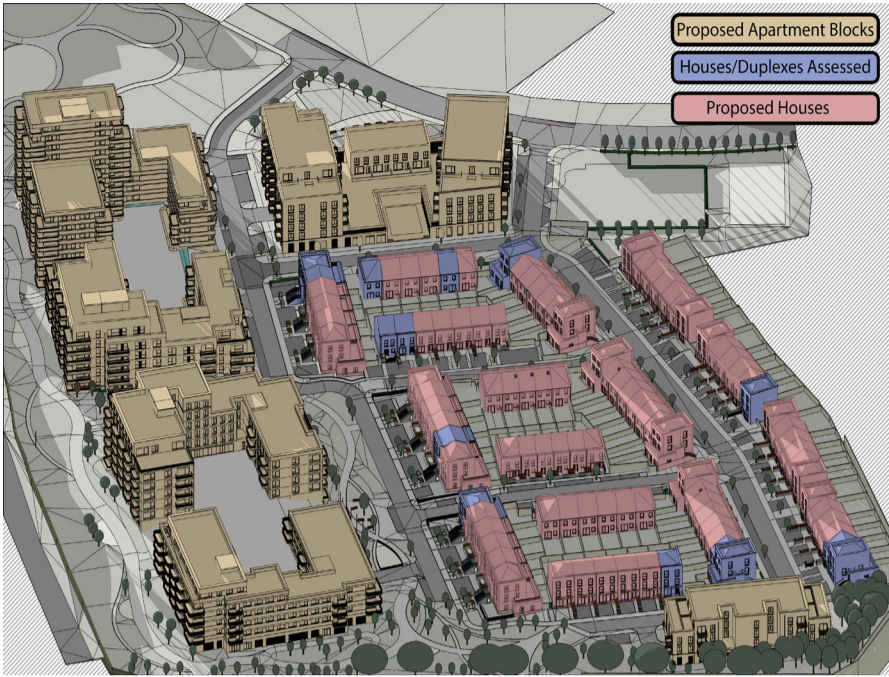




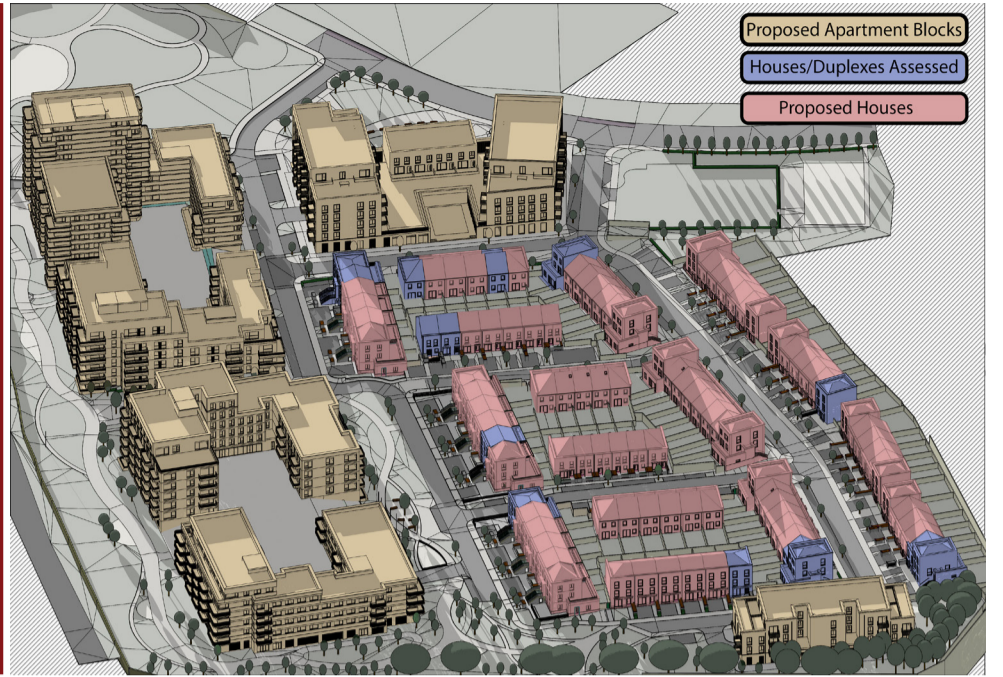
# Baseline

# Proposed


December 21st 9:00




December 21st 10:00




December 21st 11:00



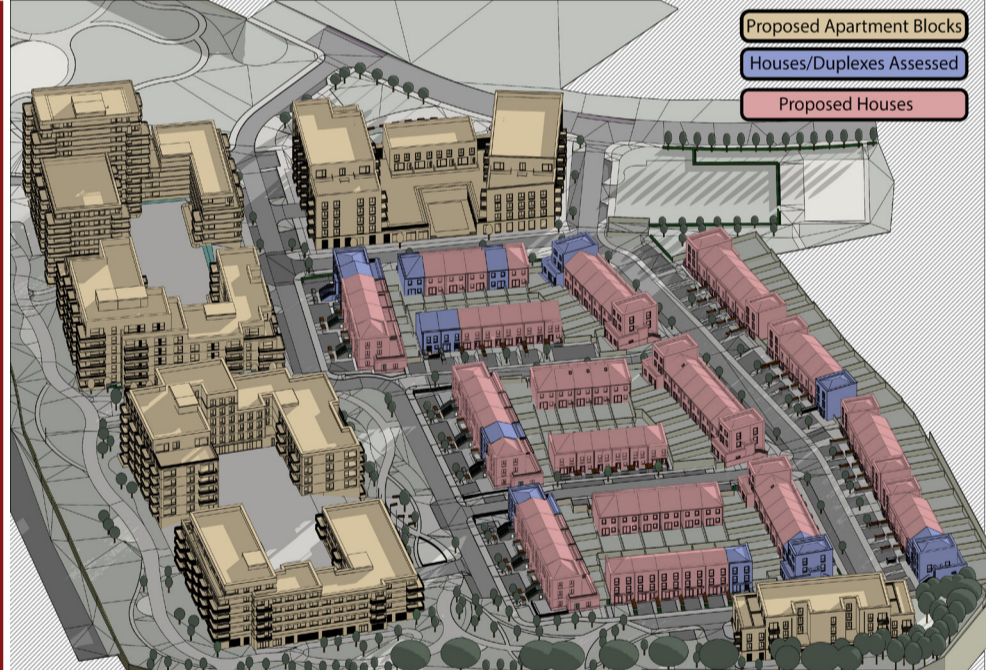
December 21st 12:00




December 21st 13:00



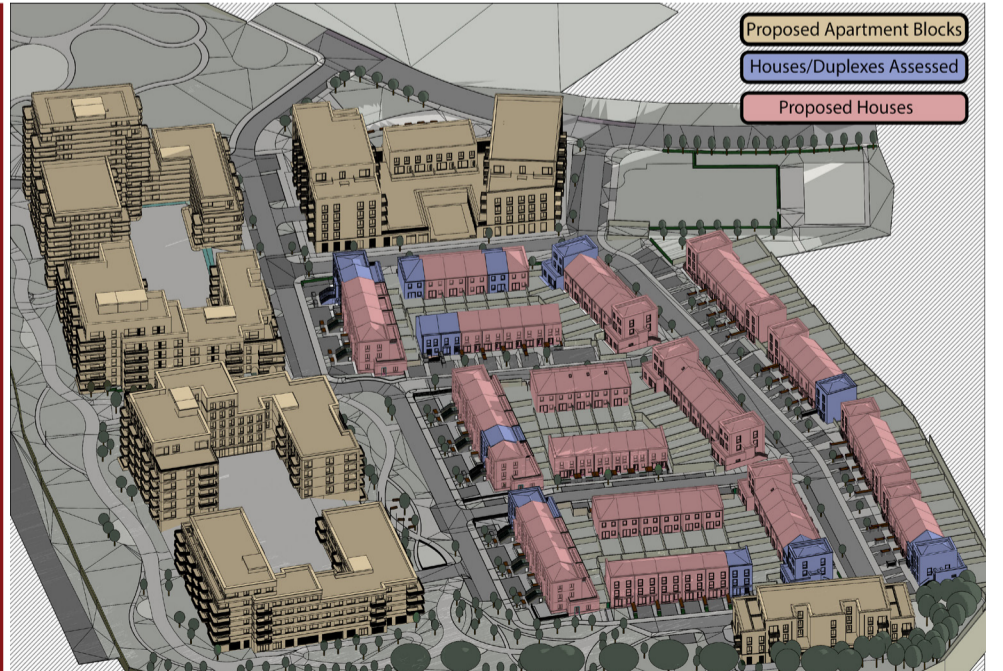
December 21st 14:00



December 21st 15:00



December 21st 16:00



## 7.0 Scheme Performance Results

### 7.1 Sun On Ground in Proposed Outdoor Amenity Areas

Table No. 7.1: SOG in Proposed Outdoor Amenity Areas Results:

Assessed Area	Area Capable of Receiving 2 Hours of Sunlight on March 21st	Recommended minimum	Level of Compliance with BRE Guidelines*
Block A Communal Area	90.1%	50.0%	BRE Compliant
Block B Communal Area	79.4%	50.0%	BRE Compliant
Block C Communal Area	59.0%	50.0%	BRE Compliant
Block D Communal Area	76.6%	50.0%	BRE Compliant
Public Open Space A	92.8%	50.0%	BRE Compliant
Public Open Space B	71.0%	50.0%	BRE Compliant
Public Open Space C	94.6%	50.0%	BRE Compliant
Public Open Space D	96.4%	50.0%	BRE Compliant
Public Open Space E	94.9%	50.0%	BRE Compliant
Public Open Space F	87.2%	50.0%	BRE Compliant
Public Open Space G	97.3%	50.0%	BRE Compliant
Communal Amenity Area	98.4%	50.0%	BRE Compliant
Creche Play Area	59.3%	50.0%	BRE Compliant

\* The BRE Guidelines recommend that for a garden or amenity to appear adequately sunlit throughout the year, at least half of a garden or amenity area should receive at least two hours of sunlight on March 21st.

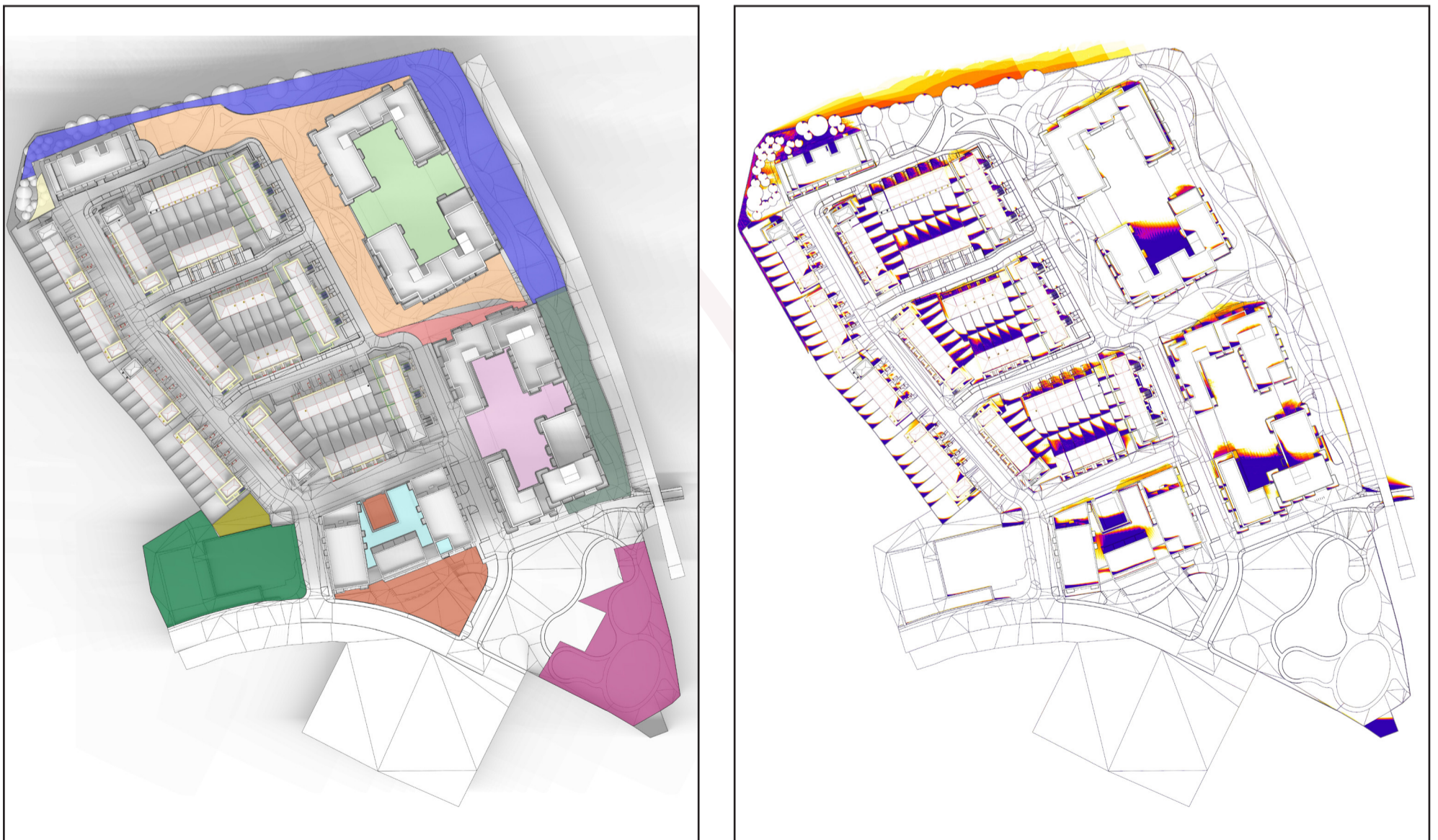


Figure 7.1: Indication of the amenity areas that have been analysed (L), Area capable of receiving 2 hours of sunlight on March 21st shown in white (R).



## 7.2 Sunlight Exposure (SE) in Proposed Units

### 7.2.1 Block A1

Table No. 7.2: Sunlight Exposure Results: Block A1, First Floor

Unit Number	Room Description	Deciduous Trees as Opaque Objects*			Without Deciduous Trees*		
		SE Hours on March 21st	Level of SE on March 21st***	Unit compliance based on highest performing room**	SE Hours on March 21st	Level of SE on March 21st***	Unit compliance based on highest performing room**
A1.01.01	LKD	2.00	Minimum	Compliant	2.00	Minimum	Compliant
A1.01.01	Bedroom 1	0.80	Non-Compliant	-	0.80	Non-Compliant	-
A1.01.01	Bedroom 2	0.00	Non-Compliant	-	0.00	Non-Compliant	-
A1.01.02	LKD	1.40	Non-Compliant	Non-Compliant	1.40	Non-Compliant	Non-Compliant
A1.01.02	Bedroom 1	0.80	Non-Compliant	-	0.80	Non-Compliant	-
A1.01.03	LKD	1.40	Non-Compliant	Non-Compliant	1.40	Non-Compliant	Non-Compliant
A1.01.03	Bedroom 1	0.80	Non-Compliant	-	0.80	Non-Compliant	-
A1.01.04	LKD	2.00	Minimum	Compliant	2.00	Minimum	Compliant
A1.01.04	Bedroom 1	0.80	Non-Compliant	-	0.80	Non-Compliant	-
A1.01.05	LKD	3.20	Medium	-	3.20	Medium	-
A1.01.05	Bedroom 1	0.80	Non-Compliant	-	0.80	Non-Compliant	-
A1.01.05	Bedroom 2	5.20	High	Compliant	5.20	High	Compliant
A1.01.06	LKD	6.10	High	Compliant	6.10	High	Compliant
A1.01.06	Bedroom 1	3.60	Medium	-	3.60	Medium	-
A1.01.06	Bedroom 2	3.60	Medium	-	3.60	Medium	-
A1.01.07	LKD	2.30	Minimum	-	2.30	Minimum	-
A1.01.07	Bedroom 1	3.10	Medium	Compliant	3.10	Medium	Compliant
A1.01.16	LKD	0.00	Non-Compliant	Non-Compliant	0.00	Non-Compliant	Non-Compliant
A1.01.16	Bedroom 1	0.00	Non-Compliant	Non-Compliant	0.00	Non-Compliant	Non-Compliant
A1.01.16	Bedroom 2	0.00	Non-Compliant	Non-Compliant	0.00	Non-Compliant	Non-Compliant

\* Rooms are tested with deciduous trees as opaque objects and without deciduous trees to account for the range of possible sunlight hours.  
 \*\* The BRE Guidelines recommend that for a unit to be compliant any room within the unit should receive a minimum of 1.5 hours of direct sunlight on March 21st, preferably a main living room. The SE circa compliance rates across the entire scheme can be found in section 8.1.2 on page 162.  
 \*\*\* For the interpretation of levels of Sunlight Exposure please refer to "4.3 Definition of Levels of Sunlight Exposure" on page 10.

Figure 7.2: Floor plan of assessed building (L), Keyplan highlighting the assessed building (R).



## 7.2.2 Block A1

Table No. 7.3: Sunlight Exposure Results: Block A1, First Floor

Unit Number	Room Description	Deciduous Trees as Opaque Objects*			Without Deciduous Trees*		
		SE Hours on March 21st	Level of SE on March 21st***	Unit compliance based on highest performing room**	SE Hours on March 21st	Level of SE on March 21st***	Unit compliance based on highest performing room**
A1.01.08	LKD	1.80	Minimum	Compliant	1.80	Minimum	Compliant
A1.01.08	Bedroom 1	0.70	Non-Compliant	-	0.70	Non-Compliant	-
A1.01.09	LKD	2.20	Minimum	Compliant	2.20	Minimum	Compliant
A1.01.09	Bedroom 1	0.10	Non-Compliant	-	0.10	Non-Compliant	-
A1.01.09	Bedroom 2	0.30	Non-Compliant	-	0.30	Non-Compliant	-
A1.01.10	LKD	2.90	Minimum	-	2.90	Minimum	-
A1.01.10	Bedroom 1	4.30	High	-	4.30	High	-
A1.01.10	Bedroom 2	5.50	High	Compliant	5.50	High	Compliant
A1.01.11	LKD	5.20	High	Compliant	5.20	High	Compliant
A1.01.11	Bedroom 1	2.20	Minimum	-	2.20	Minimum	-
A1.01.12	LKD	3.90	Medium	Compliant	3.90	Medium	Compliant
A1.01.12	Bedroom 1	2.20	Minimum	-	2.20	Minimum	-
A1.01.13	LKD	3.90	Medium	Compliant	3.90	Medium	Compliant
A1.01.13	Bedroom 1	2.20	Minimum	-	2.20	Minimum	-
A1.01.14	LKD	5.20	High	Compliant	5.20	High	Compliant
A1.01.14	Bedroom 1	4.30	High	-	4.30	High	-
A1.01.14	Bedroom 2	0.00	Non-Compliant	-	0.00	Non-Compliant	-
A1.01.15	LKD	0.90	Non-Compliant	Non-Compliant	0.90	Non-Compliant	Non-Compliant
A1.01.15	Bedroom 1	0.00	Non-Compliant	-	0.00	Non-Compliant	-
A1.01.15	Bedroom 2	0.00	Non-Compliant	-	0.00	Non-Compliant	-

\* Rooms are tested with deciduous trees as opaque objects and without deciduous trees to account for the range of possible sunlight hours.

\*\* The BRE Guidelines recommend that for a unit to be compliant any room within the unit should receive a minimum of 1.5 hours of direct sunlight on March 21st, preferably a main living room. The SE circa compliance rates across the entire scheme can be found in section 8.1.2 on page 162.

\*\*\* For the interpretation of levels of Sunlight Exposure please refer to "4.3 Definition of Levels of Sunlight Exposure" on page 10.

Figure 7.3: Floor plan of assessed building (L), Keyplan highlighting the assessed building (R).



### 7.2.3 Block A1

Table No. 7.4: Sunlight Exposure Results: Block A1, Second Floor

Unit Number	Room Description	Deciduous Trees as Opaque Objects*			Without Deciduous Trees*		
		SE Hours on March 21st	Level of SE on March 21st***	Unit compliance based on highest performing room**	SE Hours on March 21st	Level of SE on March 21st***	Unit compliance based on highest performing room**
A1.02.01	LKD	2.00	Minimum	Compliant	2.00	Minimum	Compliant
A1.02.01	Bedroom 1	0.80	Non-Compliant	-	0.80	Non-Compliant	-
A1.02.01	Bedroom 2	0.00	Non-Compliant	-	0.00	Non-Compliant	-
A1.02.02	LKD	1.50	Minimum	Compliant	1.50	Minimum	Compliant
A1.02.02	Bedroom 1	0.80	Non-Compliant	-	0.80	Non-Compliant	-
A1.02.03	LKD	1.50	Minimum	Compliant	1.50	Minimum	Compliant
A1.02.03	Bedroom 1	0.80	Non-Compliant	-	0.80	Non-Compliant	-
A1.02.04	LKD	2.20	Minimum	Compliant	2.20	Minimum	Compliant
A1.02.04	Bedroom 1	0.90	Non-Compliant	-	0.90	Non-Compliant	-
A1.02.05	LKD	3.20	Medium	-	3.20	Medium	-
A1.02.05	Bedroom 1	0.80	Non-Compliant	-	0.80	Non-Compliant	-
A1.02.05	Bedroom 2	6.30	High	Compliant	6.30	High	Compliant
A1.02.06	LKD	8.60	High	Compliant	8.60	High	Compliant
A1.02.06	Bedroom 1	4.80	High	-	4.80	High	-
A1.02.06	Bedroom 2	4.50	High	-	4.50	High	-
A1.02.07	LKD	3.10	Medium	-	3.10	Medium	-
A1.02.07	Bedroom 1	4.00	High	Compliant	4.00	High	Compliant
A1.02.17	LKD	4.00	High	Compliant	4.00	High	Compliant
A1.02.17	Bedroom 1	0.00	Non-Compliant	-	0.00	Non-Compliant	-
A1.02.17	Bedroom 2	0.00	Non-Compliant	-	0.00	Non-Compliant	-
A1.02.18	LKD	0.00	Non-Compliant	Non-Compliant	0.00	Non-Compliant	Non-Compliant
A1.02.18	Bedroom 1	0.00	Non-Compliant	Non-Compliant	0.00	Non-Compliant	Non-Compliant
A1.02.18	Bedroom 1	0.00	Non-Compliant	Non-Compliant	0.00	Non-Compliant	Non-Compliant

\* Rooms are tested with deciduous trees as opaque objects and without deciduous trees to account for the range of possible sunlight hours.  
 \*\* The BRE Guidelines recommend that for a unit to be compliant any room within the unit should receive a minimum of 1.5 hours of direct sunlight on March 21st, preferably a main living room. The SE circa compliance rates across the entire scheme can be found in section 8.1.2 on page 162.  
 \*\*\* For the interpretation of levels of Sunlight Exposure please refer to "4.3 Definition of Levels of Sunlight Exposure" on page 10.

Figure 7.4: Floor plan of assessed building (L), Keyplan highlighting the assessed building (R).



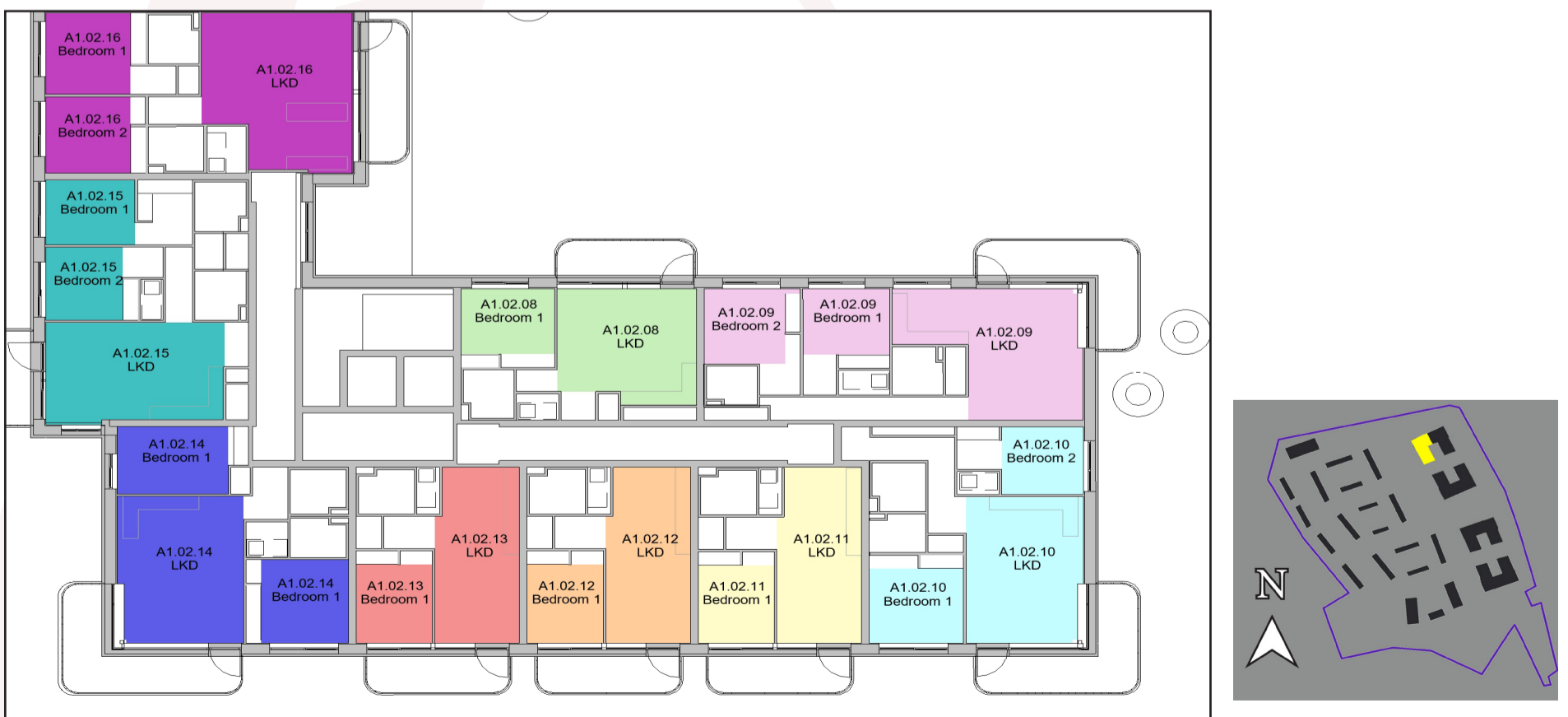
### 7.2.4 Block A1

Table No. 7.5: Sunlight Exposure Results: Block A1, Second Floor

Unit Number	Room Description	Deciduous Trees as Opaque Objects*			Without Deciduous Trees*		
		SE Hours on March 21st	Level of SE on March 21st***	Unit compliance based on highest performing room**	SE Hours on March 21st	Level of SE on March 21st***	Unit compliance based on highest performing room**
A1.02.08	LKD	2.00	Minimum	Compliant	2.00	Minimum	Compliant
A1.02.08	Bedroom 1	0.80	Non-Compliant	-	0.80	Non-Compliant	-
A1.02.09	LKD	2.20	Minimum	Compliant	2.20	Minimum	Compliant
A1.02.09	Bedroom 1	0.70	Non-Compliant	-	0.70	Non-Compliant	-
A1.02.09	Bedroom 2	0.90	Non-Compliant	-	0.90	Non-Compliant	-
A1.02.10	LKD	5.10	High	-	5.10	High	-
A1.02.10	Bedroom 1	4.20	High	-	4.20	High	-
A1.02.10	Bedroom 2	5.90	High	Compliant	5.90	High	Compliant
A1.02.11	LKD	5.20	High	Compliant	5.20	High	Compliant
A1.02.11	Bedroom 1	2.10	Minimum	-	2.10	Minimum	-
A1.02.12	LKD	3.80	Medium	Compliant	3.80	Medium	Compliant
A1.02.12	Bedroom 1	2.10	Minimum	-	2.10	Minimum	-
A1.02.13	LKD	3.80	Medium	Compliant	3.80	Medium	Compliant
A1.02.13	Bedroom 1	2.10	Minimum	-	2.10	Minimum	-
A1.02.14	LKD	5.20	High	Compliant	5.20	High	Compliant
A1.02.14	Bedroom 1	0.00	Non-Compliant	-	0.00	Non-Compliant	-
A1.02.14	Bedroom 1	4.30	High	-	4.30	High	-
A1.02.15	LKD	1.00	Non-Compliant	Non-Compliant	1.00	Non-Compliant	Non-Compliant
A1.02.15	Bedroom 1	0.00	Non-Compliant	-	0.00	Non-Compliant	-
A1.02.15	Bedroom 2	0.00	Non-Compliant	-	0.00	Non-Compliant	-
A1.02.16	LKD	3.50	Medium	Compliant	3.50	Medium	Compliant
A1.02.16	Bedroom 1	0.00	Non-Compliant	-	0.00	Non-Compliant	-
A1.02.16	Bedroom 2	0.00	Non-Compliant	-	0.00	Non-Compliant	-

\* Rooms are tested with deciduous trees as opaque objects and without deciduous trees to account for the range of possible sunlight hours.  
 \*\* The BRE Guidelines recommend that for a unit to be compliant any room within the unit should receive a minimum of 1.5 hours of direct sunlight on March 21st, preferably a main living room. The SE circa compliance rates across the entire scheme can be found in section 8.1.2 on page 162.  
 \*\*\* For the interpretation of levels of Sunlight Exposure please refer to "4.3 Definition of Levels of Sunlight Exposure" on page 10.

Figure 7.5: Floor plan of assessed building (L), Keyplan highlighting the assessed building (R).



### 7.2.5 Block A1

Table No. 7.6: Sunlight Exposure Results: Block A1, Third Floor

Unit Number	Room Description	Deciduous Trees as Opaque Objects*			Without Deciduous Trees*		
		SE Hours on March 21st	Level of SE on March 21st***	Unit compliance based on highest performing room**	SE Hours on March 21st	Level of SE on March 21st***	Unit compliance based on highest performing room**
A1.03.01	LKD	1.10	Non-Compliant	Non-Compliant	1.10	Non-Compliant	Non-Compliant
A1.03.01	Bedroom 1	0.80	Non-Compliant	-	0.80	Non-Compliant	-
A1.03.01	Bedroom 2	0.00	Non-Compliant	-	0.00	Non-Compliant	-
A1.03.02	LKD	1.30	Non-Compliant	Non-Compliant	1.30	Non-Compliant	Non-Compliant
A1.03.02	Bedroom 1	0.90	Non-Compliant	-	0.90	Non-Compliant	-
A1.03.03	LKD	1.50	Minimum	Compliant	1.50	Minimum	Compliant
A1.03.03	Bedroom 1	0.90	Non-Compliant	-	0.90	Non-Compliant	-
A1.03.04	LKD	2.20	Minimum	Compliant	2.20	Minimum	Compliant
A1.03.04	Bedroom 1	0.80	Non-Compliant	-	0.80	Non-Compliant	-
A1.03.05	LKD	3.20	Medium	-	3.20	Medium	-
A1.03.05	Bedroom 1	0.80	Non-Compliant	-	0.80	Non-Compliant	-
A1.03.05	Bedroom 2	6.30	High	Compliant	6.30	High	Compliant
A1.03.06	LKD	9.20	High	Compliant	9.20	High	Compliant
A1.03.06	Bedroom 1	4.60	High	-	4.60	High	-
A1.03.06	Bedroom 2	4.60	High	-	4.60	High	-
A1.03.07	LKD	3.30	Medium	-	3.30	Medium	-
A1.03.07	Bedroom 1	4.10	High	Compliant	4.10	High	Compliant
A1.03.17	LKD	5.80	High	Compliant	5.80	High	Compliant
A1.03.17	Bedroom 1	0.00	Non-Compliant	-	0.00	Non-Compliant	-
A1.03.17	Bedroom 2	0.00	Non-Compliant	-	0.00	Non-Compliant	-
A1.03.18	LKD	0.00	Non-Compliant	Non-Compliant	0.00	Non-Compliant	Non-Compliant
A1.03.18	Bedroom 1	0.00	Non-Compliant	Non-Compliant	0.00	Non-Compliant	Non-Compliant
A1.03.18	Bedroom 1	0.00	Non-Compliant	Non-Compliant	0.00	Non-Compliant	Non-Compliant

\* Rooms are tested with deciduous trees as opaque objects and without deciduous trees to account for the range of possible sunlight hours.  
 \*\* The BRE Guidelines recommend that for a unit to be compliant any room within the unit should receive a minimum of 1.5 hours of direct sunlight on March 21st, preferably a main living room. The SE circa compliance rates across the entire scheme can be found in section 8.1.2 on page 162.  
 \*\*\* For the interpretation of levels of Sunlight Exposure please refer to "4.3 Definition of Levels of Sunlight Exposure" on page 10.

Figure 7.6: Floor plan of assessed building (L), Keyplan highlighting the assessed building (R).



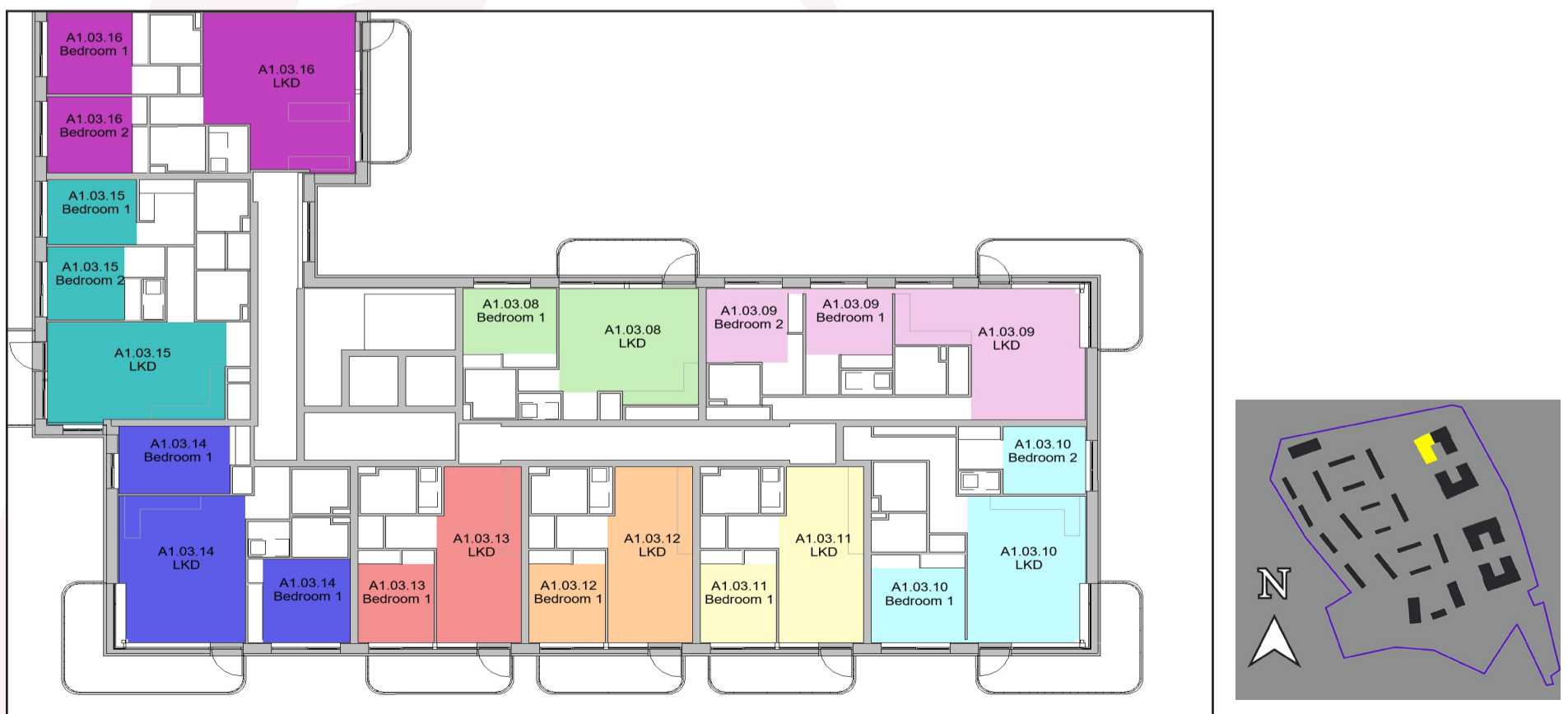
## 7.2.6 Block A1

Table No. 7.7: Sunlight Exposure Results: Block A1, Third Floor

Unit Number	Room Description	Deciduous Trees as Opaque Objects*			Without Deciduous Trees*		
		SE Hours on March 21st	Level of SE on March 21st***	Unit compliance based on highest performing room**	SE Hours on March 21st	Level of SE on March 21st***	Unit compliance based on highest performing room**
A1.03.08	LKD	2.00	Minimum	Compliant	2.00	Minimum	Compliant
A1.03.08	Bedroom 1	1.20	Non-Compliant	-	1.20	Non-Compliant	-
A1.03.09	LKD	6.70	High	Compliant	6.70	High	Compliant
A1.03.09	Bedroom 1	1.20	Non-Compliant	-	1.20	Non-Compliant	-
A1.03.09	Bedroom 2	1.20	Non-Compliant	-	1.20	Non-Compliant	-
A1.03.10	LKD	9.30	High	Compliant	9.30	High	Compliant
A1.03.10	Bedroom 1	4.70	High	-	4.70	High	-
A1.03.10	Bedroom 2	6.10	High	-	6.10	High	-
A1.03.11	LKD	5.20	High	Compliant	5.20	High	Compliant
A1.03.11	Bedroom 1	4.70	High	-	4.70	High	-
A1.03.12	LKD	5.20	High	Compliant	5.20	High	Compliant
A1.03.12	Bedroom 1	5.10	High	-	5.10	High	-
A1.03.13	LKD	5.20	High	Compliant	5.20	High	Compliant
A1.03.13	Bedroom 1	4.70	High	-	4.70	High	-
A1.03.14	LKD	5.20	High	Compliant	5.20	High	Compliant
A1.03.14	Bedroom 1	0.00	Non-Compliant	-	0.00	Non-Compliant	-
A1.03.14	Bedroom 1	4.70	High	-	4.70	High	-
A1.03.15	LKD	1.50	Minimum	Compliant	1.50	Minimum	Compliant
A1.03.15	Bedroom 1	0.00	Non-Compliant	-	0.00	Non-Compliant	-
A1.03.15	Bedroom 2	0.00	Non-Compliant	-	0.00	Non-Compliant	-
A1.03.16	LKD	7.20	High	Compliant	7.20	High	Compliant
A1.03.16	Bedroom 1	0.00	Non-Compliant	-	0.00	Non-Compliant	-
A1.03.16	Bedroom 2	0.00	Non-Compliant	-	0.00	Non-Compliant	-

\* Rooms are tested with deciduous trees as opaque objects and without deciduous trees to account for the range of possible sunlight hours.  
 \*\* The BRE Guidelines recommend that for a unit to be compliant any room within the unit should receive a minimum of 1.5 hours of direct sunlight on March 21st, preferably a main living room. The SE circa compliance rates across the entire scheme can be found in section 8.1.2 on page 162.  
 \*\*\* For the interpretation of levels of Sunlight Exposure please refer to "4.3 Definition of Levels of Sunlight Exposure" on page 10.

Figure 7.7: Floor plan of assessed building (L), Keyplan highlighting the assessed building (R).



### 7.2.7 Block A1

Table No. 7.8: Sunlight Exposure Results: Block A1, Fourth Floor

Unit Number	Room Description	Deciduous Trees as Opaque Objects*			Without Deciduous Trees*		
		SE Hours on March 21st	Level of SE on March 21st***	Unit compliance based on highest performing room**	SE Hours on March 21st	Level of SE on March 21st***	Unit compliance based on highest performing room**
A1.04.01	LKD	2.00	Minimum	Compliant	2.00	Minimum	Compliant
A1.04.01	Bedroom 1	1.60	Minimum	-	1.60	Minimum	-
A1.04.01	Bedroom 2	0.00	Non-Compliant	-	0.00	Non-Compliant	-
A1.04.02	LKD	2.30	Minimum	Compliant	2.30	Minimum	Compliant
A1.04.02	Bedroom 1	2.00	Minimum	-	2.00	Minimum	-
A1.04.03	LKD	2.30	Minimum	Compliant	2.30	Minimum	Compliant
A1.04.03	Bedroom 1	2.00	Minimum	-	2.00	Minimum	-
A1.04.04	LKD	2.30	Minimum	Compliant	2.30	Minimum	Compliant
A1.04.04	Bedroom 1	2.00	Minimum	-	2.00	Minimum	-
A1.04.05	LKD	6.20	High	-	6.20	High	-
A1.04.05	Bedroom 1	1.60	Minimum	-	1.60	Minimum	-
A1.04.05	Bedroom 2	6.50	High	Compliant	6.50	High	Compliant
A1.04.06	LKD	9.40	High	Compliant	9.40	High	Compliant
A1.04.06	Bedroom 1	4.60	High	-	4.60	High	-
A1.04.06	Bedroom 2	4.90	High	-	4.90	High	-
A1.04.07	LKD	3.30	Medium	-	3.30	Medium	-
A1.04.07	Bedroom 1	4.40	High	Compliant	4.40	High	Compliant
A1.04.08	LKD	8.50	High	Compliant	8.50	High	Compliant
A1.04.08	Bedroom 1	4.70	High	-	4.70	High	-
A1.04.08	Bedroom 2	0.00	Non-Compliant	-	0.00	Non-Compliant	-
A1.04.09	LKD	0.00	Non-Compliant	Non-Compliant	0.00	Non-Compliant	Non-Compliant
A1.04.09	Bedroom 1	0.00	Non-Compliant	Non-Compliant	0.00	Non-Compliant	Non-Compliant
A1.04.09	Bedroom 2	0.00	Non-Compliant	Non-Compliant	0.00	Non-Compliant	Non-Compliant

\* Rooms are tested with deciduous trees as opaque objects and without deciduous trees to account for the range of possible sunlight hours.  
 \*\* The BRE Guidelines recommend that for a unit to be compliant any room within the unit should receive a minimum of 1.5 hours of direct sunlight on March 21st, preferably a main living room. The SE circa compliance rates across the entire scheme can be found in section 8.1.2 on page 162.  
 \*\*\* For the interpretation of levels of Sunlight Exposure please refer to "4.3 Definition of Levels of Sunlight Exposure" on page 10.

Figure 7.8: Floor plan of assessed building (L), Keyplan highlighting the assessed building (R).

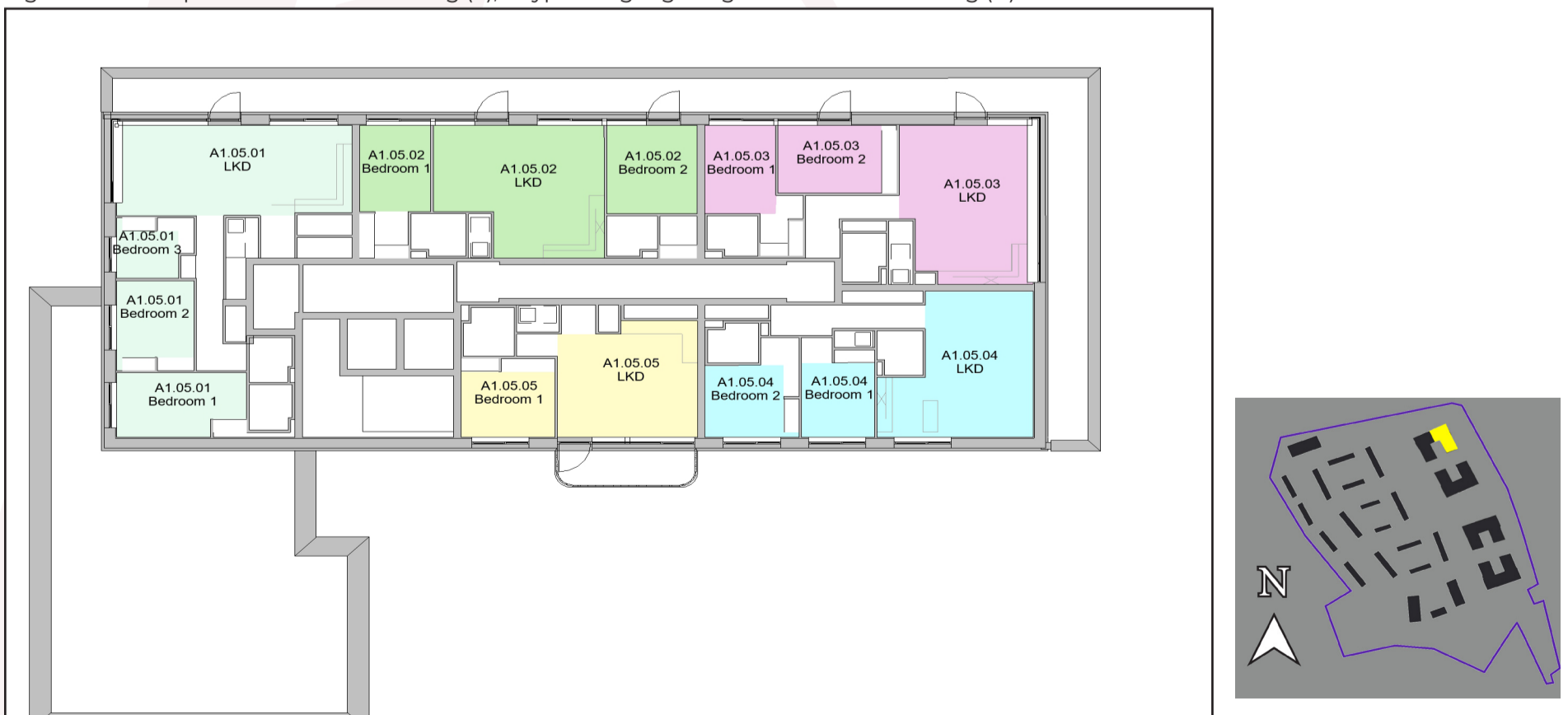


## 7.2.8 Block A1

Table No. 7.9: Sunlight Exposure Results: Block A1, Fifth Floor							
Unit Number	Room Description	Deciduous Trees as Opaque Objects*			Without Deciduous Trees*		
		SE Hours on March 21st	Level of SE on March 21st***	Unit compliance based on highest performing room**	SE Hours on March 21st	Level of SE on March 21st***	Unit compliance based on highest performing room**
A1.05.01	LKD	2.00	Minimum	Compliant	2.00	Minimum	Compliant
A1.05.01	Bedroom 1	0.00	Non-Compliant	-	0.00	Non-Compliant	-
A1.05.01	Bedroom 2	0.00	Non-Compliant	-	0.00	Non-Compliant	-
A1.05.01	Bedroom 3	0.00	Non-Compliant	-	0.00	Non-Compliant	-
A1.05.02	LKD	2.00	Minimum	Compliant	2.00	Minimum	Compliant
A1.05.02	Bedroom 1	2.00	Minimum	Compliant	2.00	Minimum	Compliant
A1.05.02	Bedroom 2	2.00	Minimum	Compliant	2.00	Minimum	Compliant
A1.05.03	LKD	7.50	High	Compliant	7.50	High	Compliant
A1.05.03	Bedroom 1	2.00	Minimum	-	2.00	Minimum	-
A1.05.03	Bedroom 2	2.00	Minimum	-	2.00	Minimum	-
A1.05.04	LKD	4.60	High	Compliant	4.60	High	Compliant
A1.05.04	Bedroom 1	4.60	High	Compliant	4.60	High	Compliant
A1.05.04	Bedroom 2	4.60	High	Compliant	4.60	High	Compliant
A1.05.05	LKD	5.70	High	Compliant	5.70	High	Compliant
A1.05.05	Bedroom 1	4.60	High	-	4.60	High	-

\* Rooms are tested with deciduous trees as opaque objects and without deciduous trees to account for the range of possible sunlight hours.  
 \*\* The BRE Guidelines recommend that for a unit to be compliant any room within the unit should receive a minimum of 1.5 hours of direct sunlight on March 21st, preferably a main living room. The SE circa compliance rates across the entire scheme can be found in section 8.1.2 on page 162.  
 \*\*\* For the interpretation of levels of Sunlight Exposure please refer to "4.3 Definition of Levels of Sunlight Exposure" on page 10.

Figure 7.9: Floor plan of assessed building (L), Keyplan highlighting the assessed building (R).





### 7.2.9 Block A2

Table No. 7.10: Sunlight Exposure Results: Block A2, Ground Floor

Unit Number	Room Description	Deciduous Trees as Opaque Objects*			Without Deciduous Trees*		
		SE Hours on March 21st	Level of SE on March 21st***	Unit compliance based on highest performing room**	SE Hours on March 21st	Level of SE on March 21st***	Unit compliance based on highest performing room**
A2.00.01	LKD	6.10	High	Compliant	6.10	High	Compliant
A2.00.01	Bedroom 1	0.50	Non-Compliant	-	0.50	Non-Compliant	-
A2.00.01	Bedroom 2	4.30	High	-	4.30	High	-
A2.00.02	LKD	3.40	Medium	Compliant	3.40	Medium	Compliant
A2.00.02	Bedroom 1	2.60	Minimum	-	2.60	Minimum	-
A2.00.03	LKD	4.30	High	Compliant	4.30	High	Compliant
A2.00.03	Bedroom 1	3.40	Medium	-	3.40	Medium	-
A2.00.04	LKD	4.30	High	Compliant	4.30	High	Compliant
A2.00.04	Bedroom 1	3.10	Medium	-	3.10	Medium	-
A2.00.05	LKD	5.80	High	Compliant	5.80	High	Compliant
A2.00.05	Bedroom 1	2.50	Minimum	-	2.50	Minimum	-
A2.00.06	LKD	7.00	High	Compliant	7.00	High	Compliant
A2.00.06	Bedroom 1	2.70	Minimum	-	2.70	Minimum	-
A2.00.06	Bedroom 2	3.90	Medium	-	3.90	Medium	-

\* Rooms are tested with deciduous trees as opaque objects and without deciduous trees to account for the range of possible sunlight hours.  
 \*\* The BRE Guidelines recommend that for a unit to be compliant any room within the unit should receive a minimum of 1.5 hours of direct sunlight on March 21st, preferably a main living room. The SE circa compliance rates across the entire scheme can be found in section 8.1.2 on page 162.  
 \*\*\* For the interpretation of levels of Sunlight Exposure please refer to "4.3 Definition of Levels of Sunlight Exposure" on page 10.

Figure 7.10: Floor plan of assessed building (L), Keyplan highlighting the assessed building (R).



### 7.2.10 Block A2

Table No. 7.11: Sunlight Exposure Results: Block A2, Ground/First Floor

Unit Number	Room Description	Deciduous Trees as Opaque Objects*			Without Deciduous Trees*		
		SE Hours on March 21st	Level of SE on March 21st***	Unit compliance based on highest performing room**	SE Hours on March 21st	Level of SE on March 21st***	Unit compliance based on highest performing room**
A2.00.07	LKD	4.00	High	-	4.00	High	-
A2.00.07	Bedroom 1	3.20	Medium	-	3.20	Medium	-
A2.00.07	Bedroom 2	3.20	Medium	-	3.20	Medium	-
A2.00.08	LKD	3.50	Medium	-	3.50	Medium	-
A2.00.08	Bedroom 1	3.70	Medium	Compliant	3.70	Medium	Compliant
A2.00.08	Bedroom 2	3.20	Medium	-	3.20	Medium	-
A2.00.09	LKD	3.50	Medium	-	3.50	Medium	-
A2.00.09	Bedroom 1	3.70	Medium	Compliant	3.70	Medium	Compliant
A2.00.09	Bedroom 2	3.20	Medium	-	3.20	Medium	-
A2.00.10	LKD	2.60	Minimum	-	2.60	Minimum	-
A2.00.10	Bedroom 2	3.70	Medium	Compliant	3.70	Medium	Compliant
A2.00.10	Bedroom 2	3.70	Medium	Compliant	3.70	Medium	Compliant
A2.00.10	Bedroom 3	0.00	Non-Compliant	-	0.00	Non-Compliant	-

\* Rooms are tested with deciduous trees as opaque objects and without deciduous trees to account for the range of possible sunlight hours.  
 \*\* The BRE Guidelines recommend that for a unit to be compliant any room within the unit should receive a minimum of 1.5 hours of direct sunlight on March 21st, preferably a main living room. The SE circa compliance rates across the entire scheme can be found in section 8.1.2 on page 162.  
 \*\*\* For the interpretation of levels of Sunlight Exposure please refer to "4.3 Definition of Levels of Sunlight Exposure" on page 10.

Figure 7.11: Floor plan of assessed building (L), Keyplan highlighting the assessed building (R).



### 7.2.11 Block A2

Table No. 7.12: Sunlight Exposure Results: Block A2, First Floor

Unit Number	Room Description	Deciduous Trees as Opaque Objects*			Without Deciduous Trees*		
		SE Hours on March 21st	Level of SE on March 21st***	Unit compliance based on highest performing room**	SE Hours on March 21st	Level of SE on March 21st***	Unit compliance based on highest performing room**
A2.01.01	LKD	6.50	High	Compliant	6.50	High	Compliant
A2.01.01	Bedroom 1	4.60	High	-	4.60	High	-
A2.01.01	Bedroom 2	1.00	Non-Compliant	-	1.00	Non-Compliant	-
A2.01.02	LKD	4.10	High	Compliant	4.10	High	Compliant
A2.01.02	Bedroom 1	2.60	Minimum	-	2.60	Minimum	-
A2.01.03	LKD	4.90	High	Compliant	4.90	High	Compliant
A2.01.03	Bedroom 1	3.90	Medium	-	3.90	Medium	-
A2.01.13	LKD	0.70	Non-Compliant	Non-Compliant	0.70	Non-Compliant	Non-Compliant
A2.01.13	Bedroom 1	0.00	Non-Compliant	-	0.00	Non-Compliant	-
A2.01.14	LKD	2.80	Minimum	Compliant	2.80	Minimum	Compliant
A2.01.14	Bedroom 1	1.70	Minimum	-	1.70	Minimum	-
A2.01.14	Bedroom 2	2.10	Minimum	-	2.10	Minimum	-
A2.01.15	LKD	1.90	Minimum	Compliant	1.90	Minimum	Compliant
A2.01.15	Bedroom 1	1.00	Non-Compliant	-	1.00	Non-Compliant	-
A2.01.15	Bedroom 2	0.00	Non-Compliant	-	0.00	Non-Compliant	-
A2.01.16	LKD	1.00	Non-Compliant	-	1.00	Non-Compliant	-
A2.01.16	Bedroom 1	1.20	Non-Compliant	Non-Compliant	1.20	Non-Compliant	Non-Compliant
A2.01.17	LKD	1.20	Non-Compliant	Non-Compliant	1.20	Non-Compliant	Non-Compliant
A2.01.17	Bedroom 1	1.00	Non-Compliant	-	1.00	Non-Compliant	-
A2.01.18	LKD	1.20	Non-Compliant	Non-Compliant	1.20	Non-Compliant	Non-Compliant
A2.01.18	Bedroom 1	1.00	Non-Compliant	-	1.00	Non-Compliant	-

\* Rooms are tested with deciduous trees as opaque objects and without deciduous trees to account for the range of possible sunlight hours.  
 \*\* The BRE Guidelines recommend that for a unit to be compliant any room within the unit should receive a minimum of 1.5 hours of direct sunlight on March 21st, preferably a main living room. The SE circa compliance rates across the entire scheme can be found in section 8.1.2 on page 162.  
 \*\*\* For the interpretation of levels of Sunlight Exposure please refer to "4.3 Definition of Levels of Sunlight Exposure" on page 10.

Figure 7.12: Floor plan of assessed building (L), Keyplan highlighting the assessed building (R).



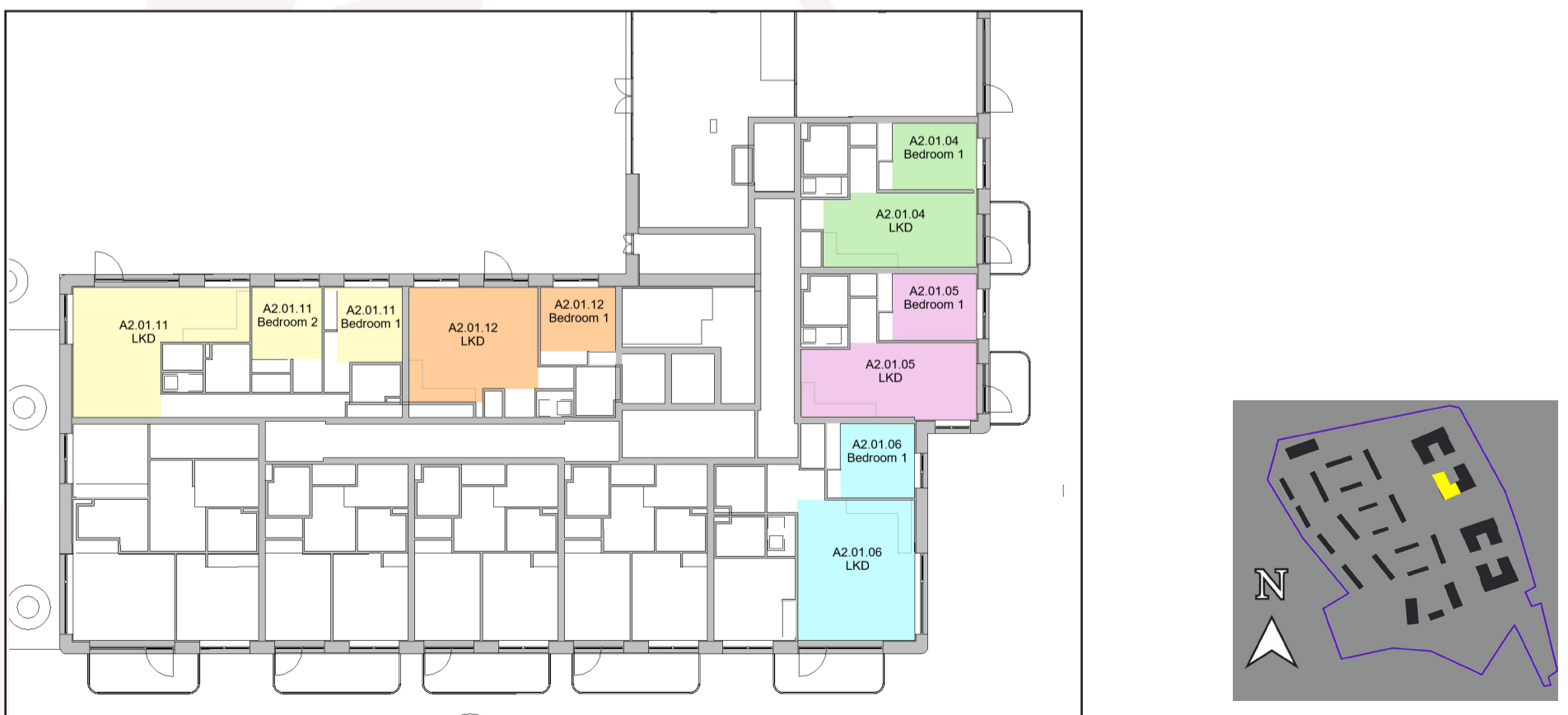
### 7.2.12 Block A2

Table No. 7.13: Sunlight Exposure Results: Block A2, First Floor

Unit Number	Room Description	Deciduous Trees as Opaque Objects*			Without Deciduous Trees*		
		SE Hours on March 21st	Level of SE on March 21st***	Unit compliance based on highest performing room**	SE Hours on March 21st	Level of SE on March 21st***	Unit compliance based on highest performing room**
A2.01.04	LKD	4.60	High	Compliant	4.60	High	Compliant
A2.01.04	Bedroom 1	3.40	Medium	-	3.40	Medium	-
A2.01.05	LKD	6.70	High	Compliant	6.70	High	Compliant
A2.01.05	Bedroom 1	3.90	Medium	-	3.90	Medium	-
A2.01.06	LKD	8.70	High	Compliant	8.70	High	Compliant
A2.01.06	Bedroom 1	4.00	High	-	4.00	High	-
A2.01.06	Bedroom 2	2.80	Minimum	-	2.80	Minimum	-
A2.01.11	LKD	0.00	Non-Compliant	Non-Compliant	0.00	Non-Compliant	Non-Compliant
A2.01.11	Bedroom 1	0.00	Non-Compliant	Non-Compliant	0.00	Non-Compliant	Non-Compliant
A2.01.11	Bedroom 2	0.00	Non-Compliant	Non-Compliant	0.00	Non-Compliant	Non-Compliant
A2.01.12	LKD	0.00	Non-Compliant	Non-Compliant	0.00	Non-Compliant	Non-Compliant
A2.01.12	Bedroom 1	0.00	Non-Compliant	Non-Compliant	0.00	Non-Compliant	Non-Compliant

\* Rooms are tested with deciduous trees as opaque objects and without deciduous trees to account for the range of possible sunlight hours.  
 \*\* The BRE Guidelines recommend that for a unit to be compliant any room within the unit should receive a minimum of 1.5 hours of direct sunlight on March 21st, preferably a main living room. The SE circa compliance rates across the entire scheme can be found in section 8.1.2 on page 162.  
 \*\*\* For the interpretation of levels of Sunlight Exposure please refer to "4.3 Definition of Levels of Sunlight Exposure" on page 10.

Figure 7.13: Floor plan of assessed building (L), Keyplan highlighting the assessed building (R).



### 7.2.13 Block A2

Table No. 7.14: Sunlight Exposure Results: Block Block A2, Second Floor

Unit Number	Room Description	Deciduous Trees as Opaque Objects*			Without Deciduous Trees*		
		SE Hours on March 21st	Level of SE on March 21st***	Unit compliance based on highest performing room**	SE Hours on March 21st	Level of SE on March 21st***	Unit compliance based on highest performing room**
A2.02.01	LKD	6.50	High	Compliant	6.50	High	Compliant
A2.02.01	Bedroom 1	1.00	Non-Compliant	-	1.00	Non-Compliant	-
A2.02.01	Bedroom 2	4.60	High	-	4.60	High	-
A2.02.02	LKD	4.40	High	Compliant	4.40	High	Compliant
A2.02.02	Bedroom 1	3.20	Medium	-	3.20	Medium	-
A2.02.03	LKD	6.00	High	Compliant	6.00	High	Compliant
A2.02.03	Bedroom 1	5.30	High	-	5.30	High	-
A2.02.04	LKD	3.60	Medium	Compliant	3.60	Medium	Compliant
A2.02.04	Bedroom 1	0.00	Non-Compliant	-	0.00	Non-Compliant	-
A2.02.04	Bedroom 2	0.00	Non-Compliant	-	0.00	Non-Compliant	-
A2.02.15	LKD	1.50	Minimum	Compliant	1.50	Minimum	Compliant
A2.02.15	Bedroom 1	0.30	Non-Compliant	-	0.30	Non-Compliant	-
A2.02.16	LKD	3.60	Medium	Compliant	3.60	Medium	Compliant
A2.02.16	Bedroom 1	2.90	Minimum	-	2.90	Minimum	-
A2.02.16	Bedroom 2	2.50	Minimum	-	2.50	Minimum	-
A2.02.17	LKD	1.90	Minimum	Compliant	1.90	Minimum	Compliant
A2.02.17	Bedroom 1	1.00	Non-Compliant	-	1.00	Non-Compliant	-
A2.02.17	Bedroom 2	0.00	Non-Compliant	-	0.00	Non-Compliant	-
A2.02.18	LKD	1.20	Non-Compliant	Non-Compliant	1.20	Non-Compliant	Non-Compliant
A2.02.18	Bedroom 1	1.00	Non-Compliant	-	1.00	Non-Compliant	-
A2.02.19	LKD	1.20	Non-Compliant	Non-Compliant	1.20	Non-Compliant	Non-Compliant
A2.02.19	Bedroom 1	1.00	Non-Compliant	-	1.00	Non-Compliant	-
A2.02.20	LKD	1.20	Non-Compliant	Non-Compliant	1.20	Non-Compliant	Non-Compliant
A2.02.20	Bedroom 1	1.00	Non-Compliant	-	1.00	Non-Compliant	-

\* Rooms are tested with deciduous trees as opaque objects and without deciduous trees to account for the range of possible sunlight hours.  
 \*\* The BRE Guidelines recommend that for a unit to be compliant any room within the unit should receive a minimum of 1.5 hours of direct sunlight on March 21st, preferably a main living room. The SE circa compliance rates across the entire scheme can be found in section 8.1.2 on page 162.  
 \*\*\* For the interpretation of levels of Sunlight Exposure please refer to "4.3 Definition of Levels of Sunlight Exposure" on page 10.

Figure 7.14: Floor plan of assessed building (L), Keyplan highlighting the assessed building (R).



### 7.2.14 Block A2

Table No. 7.15: Sunlight Exposure Results: Block A2, Second Floor

Unit Number	Room Description	Deciduous Trees as Opaque Objects*			Without Deciduous Trees*		
		SE Hours on March 21st	Level of SE on March 21st***	Unit compliance based on highest performing room**	SE Hours on March 21st	Level of SE on March 21st***	Unit compliance based on highest performing room**
A2.02.05	LKD	4.40	High	Compliant	4.40	High	Compliant
A2.02.05	Bedroom 1	0.00	Non-Compliant	-	0.00	Non-Compliant	-
A2.02.05	Bedroom 2	0.00	Non-Compliant	-	0.00	Non-Compliant	-
A2.02.06	LKD	4.90	High	Compliant	4.90	High	Compliant
A2.02.06	Bedroom 1	4.00	High	-	4.00	High	-
A2.02.07	LKD	7.00	High	Compliant	7.00	High	Compliant
A2.02.07	Bedroom 1	4.20	High	-	4.20	High	-
A2.02.08	LKD	9.00	High	Compliant	9.00	High	Compliant
A2.02.08	Bedroom 1	2.80	Minimum	-	2.80	Minimum	-
A2.02.08	Bedroom 2	4.00	High	-	4.00	High	-
A2.02.09	LKD	3.20	Medium	-	3.20	Medium	-
A2.02.09	Bedroom 1	4.40	High	Compliant	4.40	High	Compliant
A2.02.10	LKD	3.20	Medium	-	3.20	Medium	-
A2.02.10	Bedroom 1	3.70	Medium	Compliant	3.70	Medium	Compliant
A2.02.11	LKD	3.20	Medium	-	3.20	Medium	-
A2.02.11	Bedroom 1	3.70	Medium	Compliant	3.70	Medium	Compliant
A2.02.12	LKD	3.20	Medium	-	3.20	Medium	-
A2.02.12	Bedroom 1	3.70	Medium	Compliant	3.70	Medium	Compliant
A2.02.12	Bedroom 2	0.00	Non-Compliant	-	0.00	Non-Compliant	-
A2.02.13	LKD	0.20	Non-Compliant	Non-Compliant	0.20	Non-Compliant	Non-Compliant
A2.02.13	Bedroom 1	0.00	Non-Compliant	-	0.00	Non-Compliant	-
A2.02.13	Bedroom 2	0.00	Non-Compliant	-	0.00	Non-Compliant	-
A2.02.14	LKD	0.00	Non-Compliant	Non-Compliant	0.00	Non-Compliant	Non-Compliant
A2.02.14	Bedroom 1	0.00	Non-Compliant	Non-Compliant	0.00	Non-Compliant	Non-Compliant

\* Rooms are tested with deciduous trees as opaque objects and without deciduous trees to account for the range of possible sunlight hours.  
 \*\* The BRE Guidelines recommend that for a unit to be compliant any room within the unit should receive a minimum of 1.5 hours of direct sunlight on March 21st, preferably a main living room. The SE circa compliance rates across the entire scheme can be found in section 8.1.2 on page 162.  
 \*\*\* For the interpretation of levels of Sunlight Exposure please refer to "4.3 Definition of Levels of Sunlight Exposure" on page 10.

Figure 7.15: Floor plan of assessed building (L), Keyplan highlighting the assessed building (R).



### 7.2.15 Block A2

Table No. 7.16: Sunlight Exposure Results: Block A2, Third Floor

Unit Number	Room Description	Deciduous Trees as Opaque Objects*			Without Deciduous Trees*		
		SE Hours on March 21st	Level of SE on March 21st***	Unit compliance based on highest performing room**	SE Hours on March 21st	Level of SE on March 21st***	Unit compliance based on highest performing room**
A2.03.01	LKD	6.50	High	Compliant	6.50	High	Compliant
A2.03.01	Bedroom 1	1.00	Non-Compliant	-	1.00	Non-Compliant	-
A2.03.01	Bedroom 2	4.60	High	-	4.60	High	-
A2.03.02	LKD	4.40	High	Compliant	4.40	High	Compliant
A2.03.02	Bedroom 1	3.20	Medium	-	3.20	Medium	-
A2.03.03	LKD	6.00	High	Compliant	6.00	High	Compliant
A2.03.03	Bedroom 1	5.50	High	-	5.50	High	-
A2.03.04	LKD	4.40	High	Compliant	4.40	High	Compliant
A2.03.04	Bedroom 1	0.00	Non-Compliant	-	0.00	Non-Compliant	-
A2.03.15	LKD	2.30	Minimum	Compliant	2.30	Minimum	Compliant
A2.03.15	Bedroom 1	1.40	Non-Compliant	-	1.40	Non-Compliant	-
A2.03.16	LKD	4.30	High	Compliant	4.30	High	Compliant
A2.03.16	Bedroom 1	4.00	High	-	4.00	High	-
A2.03.16	Bedroom 2	3.40	Medium	-	3.40	Medium	-
A2.03.17	LKD	1.90	Minimum	Compliant	1.90	Minimum	Compliant
A2.03.17	Bedroom 1	1.00	Non-Compliant	-	1.00	Non-Compliant	-
A2.03.17	Bedroom 2	0.00	Non-Compliant	-	0.00	Non-Compliant	-
A2.03.18	LKD	1.20	Non-Compliant	Non-Compliant	1.20	Non-Compliant	Non-Compliant
A2.03.18	Bedroom 1	1.00	Non-Compliant	-	1.00	Non-Compliant	-
A2.03.19	LKD	1.20	Non-Compliant	Non-Compliant	1.20	Non-Compliant	Non-Compliant
A2.03.19	Bedroom 1	1.00	Non-Compliant	-	1.00	Non-Compliant	-
A2.03.20	LKD	1.20	Non-Compliant	Non-Compliant	1.20	Non-Compliant	Non-Compliant
A2.03.20	Bedroom 1	1.00	Non-Compliant	-	1.00	Non-Compliant	-

\* Rooms are tested with deciduous trees as opaque objects and without deciduous trees to account for the range of possible sunlight hours.  
 \*\* The BRE Guidelines recommend that for a unit to be compliant any room within the unit should receive a minimum of 1.5 hours of direct sunlight on March 21st, preferably a main living room. The SE circa compliance rates across the entire scheme can be found in section 8.1.2 on page 162.  
 \*\*\* For the interpretation of levels of Sunlight Exposure please refer to "4.3 Definition of Levels of Sunlight Exposure" on page 10.

Figure 7.16: Floor plan of assessed building (L), Keyplan highlighting the assessed building (R).



### 7.2.16 Block A2

Table No. 7.17: Sunlight Exposure Results: Block A2, Third Floor

Unit Number	Room Description	Deciduous Trees as Opaque Objects*			Without Deciduous Trees*		
		SE Hours on March 21st	Level of SE on March 21st***	Unit compliance based on highest performing room**	SE Hours on March 21st	Level of SE on March 21st***	Unit compliance based on highest performing room**
A2.03.05	LKD	5.50	High	Compliant	5.50	High	Compliant
A2.03.05	Bedroom 1	0.00	Non-Compliant	-	0.00	Non-Compliant	-
A2.03.05	Bedroom 2	0.00	Non-Compliant	-	0.00	Non-Compliant	-
A2.03.06	LKD	5.80	High	Compliant	5.80	High	Compliant
A2.03.06	Bedroom 1	5.00	High	-	5.00	High	-
A2.03.07	LKD	7.40	High	Compliant	7.40	High	Compliant
A2.03.07	Bedroom 1	4.90	High	-	4.90	High	-
A2.03.08	LKD	9.30	High	Compliant	9.30	High	Compliant
A2.03.08	Bedroom 1	4.40	High	-	4.40	High	-
A2.03.08	Bedroom 2	4.30	High	-	4.30	High	-
A2.03.09	LKD	5.70	High	Compliant	5.70	High	Compliant
A2.03.09	Bedroom 1	4.40	High	-	4.40	High	-
A2.03.10	LKD	5.70	High	Compliant	5.70	High	Compliant
A2.03.10	Bedroom 1	4.40	High	-	4.40	High	-
A2.03.11	LKD	5.70	High	Compliant	5.70	High	Compliant
A2.03.11	Bedroom 1	4.40	High	-	4.40	High	-
A2.03.12	LKD	3.20	Medium	-	3.20	Medium	-
A2.03.12	Bedroom 1	4.40	High	Compliant	4.40	High	Compliant
A2.03.12	Bedroom 2	0.00	Non-Compliant	-	0.00	Non-Compliant	-
A2.03.13	LKD	0.00	Non-Compliant	Non-Compliant	0.00	Non-Compliant	Non-Compliant
A2.03.13	Bedroom 1	0.00	Non-Compliant	Non-Compliant	0.00	Non-Compliant	Non-Compliant
A2.03.13	Bedroom 2	0.00	Non-Compliant	Non-Compliant	0.00	Non-Compliant	Non-Compliant
A2.03.14	LKD	0.00	Non-Compliant	Non-Compliant	0.00	Non-Compliant	Non-Compliant
A2.03.14	Bedroom 1	0.00	Non-Compliant	Non-Compliant	0.00	Non-Compliant	Non-Compliant

\* Rooms are tested with deciduous trees as opaque objects and without deciduous trees to account for the range of possible sunlight hours.  
 \*\* The BRE Guidelines recommend that for a unit to be compliant any room within the unit should receive a minimum of 1.5 hours of direct sunlight on March 21st, preferably a main living room. The SE circa compliance rates across the entire scheme can be found in section 8.1.2 on page 162.  
 \*\*\* For the interpretation of levels of Sunlight Exposure please refer to "4.3 Definition of Levels of Sunlight Exposure" on page 10.

Figure 7.17: Floor plan of assessed building (L), Keyplan highlighting the assessed building (R).





### 7.2.17 Block A2

Table No. 7.18: Sunlight Exposure Results: Block A2, Fourth Floor

Unit Number	Room Description	Deciduous Trees as Opaque Objects*			Without Deciduous Trees*		
		SE Hours on March 21st	Level of SE on March 21st***	Unit compliance based on highest performing room**	SE Hours on March 21st	Level of SE on March 21st***	Unit compliance based on highest performing room**
A2.04.01	LKD	6.50	High	Compliant	6.50	High	Compliant
A2.04.01	Bedroom 1	1.00	Non-Compliant	-	1.00	Non-Compliant	-
A2.04.01	Bedroom 2	4.60	High	-	4.60	High	-
A2.04.02	LKD	4.40	High	-	4.40	High	-
A2.04.02	Bedroom 1	4.90	High	Compliant	4.90	High	Compliant
A2.04.03	LKD	7.50	High	Compliant	7.50	High	Compliant
A2.04.03	Bedroom 1	5.50	High	-	5.50	High	-
A2.04.04	LKD	5.90	High	Compliant	5.90	High	Compliant
A2.04.04	Bedroom 1	0.00	Non-Compliant	-	0.00	Non-Compliant	-
A2.04.04	Bedroom 2	0.00	Non-Compliant	-	0.00	Non-Compliant	-
A2.04.13	LKD	2.70	Minimum	Compliant	2.70	Minimum	Compliant
A2.04.13	Bedroom 1	1.70	Minimum	-	1.70	Minimum	-
A2.04.14	LKD	4.30	High	Compliant	4.30	High	Compliant
A2.04.14	Bedroom 1	4.30	High	Compliant	4.30	High	Compliant
A2.04.14	Bedroom 2	3.60	Medium	-	3.60	Medium	-
A2.04.15	LKD	1.90	Minimum	Compliant	1.90	Minimum	Compliant
A2.04.15	Bedroom 1	1.00	Non-Compliant	-	1.00	Non-Compliant	-
A2.04.15	Bedroom 2	0.00	Non-Compliant	-	0.00	Non-Compliant	-
A2.04.16	LKD	1.00	Non-Compliant	-	1.00	Non-Compliant	-
A2.04.16	Bedroom 1	1.20	Non-Compliant	Non-Compliant	1.20	Non-Compliant	Non-Compliant
A2.04.17	LKD	1.20	Non-Compliant	Non-Compliant	1.20	Non-Compliant	Non-Compliant
A2.04.17	Bedroom 1	1.00	Non-Compliant	-	1.00	Non-Compliant	-
A2.04.18	LKD	1.20	Non-Compliant	Non-Compliant	1.20	Non-Compliant	Non-Compliant
A2.04.18	Bedroom 1	1.00	Non-Compliant	-	1.00	Non-Compliant	-

\* Rooms are tested with deciduous trees as opaque objects and without deciduous trees to account for the range of possible sunlight hours.  
 \*\* The BRE Guidelines recommend that for a unit to be compliant any room within the unit should receive a minimum of 1.5 hours of direct sunlight on March 21st, preferably a main living room. The SE circa compliance rates across the entire scheme can be found in section 8.1.2 on page 162.  
 \*\*\* For the interpretation of levels of Sunlight Exposure please refer to "4.3 Definition of Levels of Sunlight Exposure" on page 10.

Figure 7.18: Floor plan of assessed building (L), Keyplan highlighting the assessed building (R).



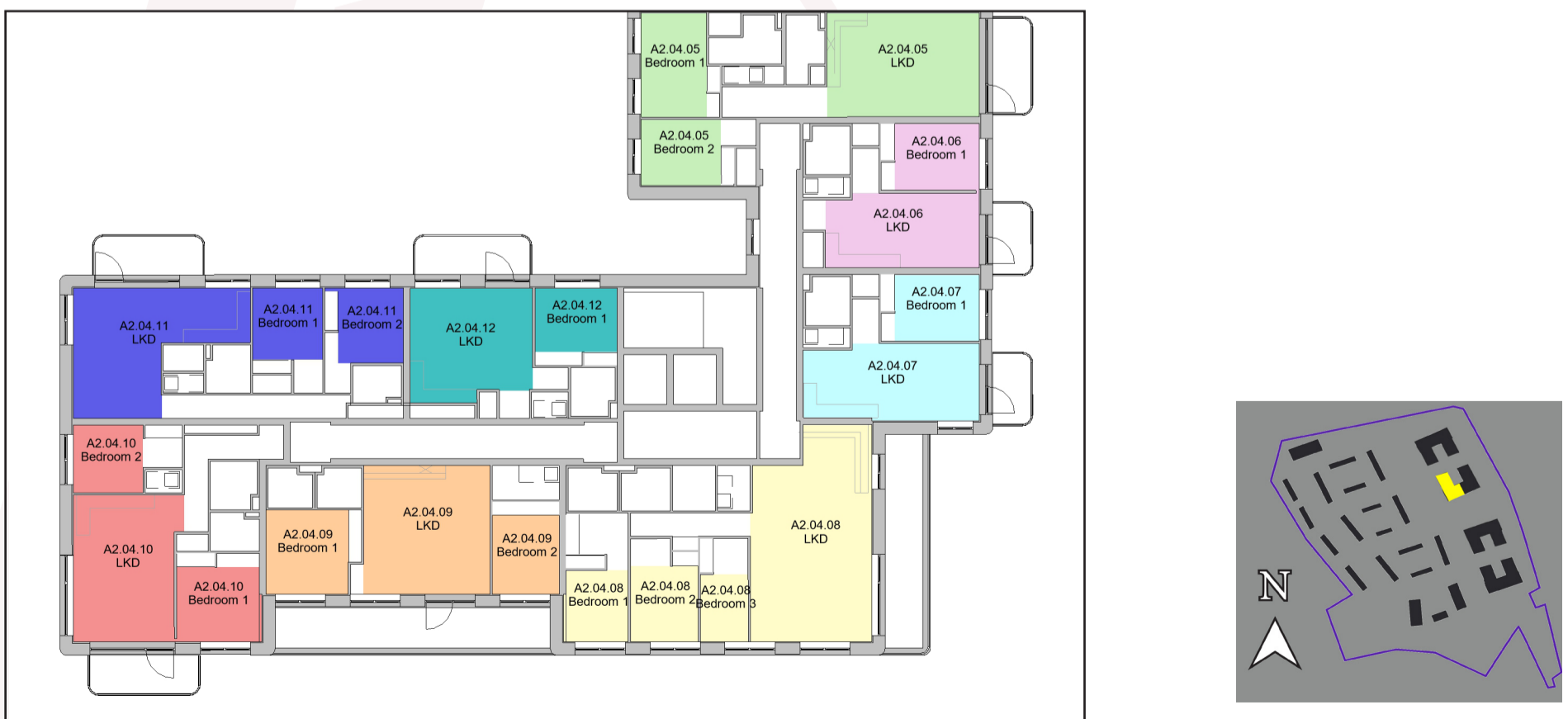
### 7.2.18 Block A2

Table No. 7.19: Sunlight Exposure Results: Block A2, Fourth Floor

Unit Number	Room Description	Deciduous Trees as Opaque Objects*			Without Deciduous Trees*		
		SE Hours on March 21st	Level of SE on March 21st***	Unit compliance based on highest performing room**	SE Hours on March 21st	Level of SE on March 21st***	Unit compliance based on highest performing room**
A2.04.05	LKD	8.00	High	Compliant	8.00	High	Compliant
A2.04.05	Bedroom 1	0.00	Non-Compliant	-	0.00	Non-Compliant	-
A2.04.05	Bedroom 2	0.00	Non-Compliant	-	0.00	Non-Compliant	-
A2.04.06	LKD	7.60	High	Compliant	7.60	High	Compliant
A2.04.06	Bedroom 1	6.30	High	-	6.30	High	-
A2.04.07	LKD	9.40	High	Compliant	9.40	High	Compliant
A2.04.07	Bedroom 1	6.40	High	-	6.40	High	-
A2.04.08	LKD	9.40	High	Compliant	9.40	High	Compliant
A2.04.08	Bedroom 1	4.80	High	-	4.80	High	-
A2.04.08	Bedroom 2	4.50	High	-	4.50	High	-
A2.04.08	Bedroom 3	4.50	High	-	4.50	High	-
A2.04.09	LKD	5.70	High	Compliant	5.70	High	Compliant
A2.04.09	Bedroom 1	4.50	High	-	4.50	High	-
A2.04.09	Bedroom 2	2.50	Minimum	-	2.50	Minimum	-
A2.04.10	LKD	5.90	High	Compliant	5.90	High	Compliant
A2.04.10	Bedroom 1	4.40	High	-	4.40	High	-
A2.04.10	Bedroom 2	0.00	Non-Compliant	-	0.00	Non-Compliant	-
A2.04.11	LKD	1.70	Minimum	Compliant	1.70	Minimum	Compliant
A2.04.11	Bedroom 1	0.00	Non-Compliant	-	0.00	Non-Compliant	-
A2.04.11	Bedroom 2	0.00	Non-Compliant	-	0.00	Non-Compliant	-
A2.04.12	LKD	1.00	Non-Compliant	Non-Compliant	1.00	Non-Compliant	Non-Compliant
A2.04.12	Bedroom 1	0.00	Non-Compliant	-	0.00	Non-Compliant	-

\* Rooms are tested with deciduous trees as opaque objects and without deciduous trees to account for the range of possible sunlight hours.  
 \*\* The BRE Guidelines recommend that for a unit to be compliant any room within the unit should receive a minimum of 1.5 hours of direct sunlight on March 21st, preferably a main living room. The SE circa compliance rates across the entire scheme can be found in section 8.1.2 on page 162.  
 \*\*\* For the interpretation of levels of Sunlight Exposure please refer to "4.3 Definition of Levels of Sunlight Exposure" on page 10.

Figure 7.19: Floor plan of assessed building (L), Keyplan highlighting the assessed building (R).



### 7.2.19 Block A2

Table No. 7.20: Sunlight Exposure Results: Block A2, Fifth Floor

Unit Number	Room Description	Deciduous Trees as Opaque Objects*			Without Deciduous Trees*		
		SE Hours on March 21st	Level of SE on March 21st***	Unit compliance based on highest performing room**	SE Hours on March 21st	Level of SE on March 21st***	Unit compliance based on highest performing room**
A2.05.01	LKD	6.70	High	Compliant	6.70	High	Compliant
A2.05.01	Bedroom 1	1.00	Non-Compliant	-	1.00	Non-Compliant	-
A2.05.01	Bedroom 2	4.60	High	-	4.60	High	-
A2.05.02	LKD	4.40	High	-	4.40	High	-
A2.05.02	Bedroom 1	5.60	High	-	5.60	High	-
A2.05.02	Bedroom 2	5.60	High	-	5.60	High	-
A2.05.02	Bedroom 2	6.30	High	Compliant	6.30	High	Compliant
A2.05.03	LKD	9.40	High	Compliant	9.40	High	Compliant
A2.05.03	Bedroom 1	0.00	Non-Compliant	-	0.00	Non-Compliant	-
A2.05.03	Bedroom 2	0.00	Non-Compliant	-	0.00	Non-Compliant	-
A2.05.04	LKD	4.90	High	Compliant	4.90	High	Compliant
A2.05.04	Bedroom 2	1.70	Minimum	-	1.70	Minimum	-
A2.05.05	LKD	4.30	High	Compliant	4.30	High	Compliant
A2.05.05	Bedroom 1	4.30	High	Compliant	4.30	High	Compliant
A2.05.05	Bedroom 2	4.30	High	Compliant	4.30	High	Compliant
A2.05.06	LKD	2.80	Minimum	Compliant	2.80	Minimum	Compliant
A2.05.06	Bedroom 1	1.00	Non-Compliant	-	1.00	Non-Compliant	-
A2.05.06	Bedroom 2	0.00	Non-Compliant	-	0.00	Non-Compliant	-
A2.05.07	LKD	1.10	Non-Compliant	-	1.10	Non-Compliant	-
A2.05.07	Bedroom 1	2.60	Minimum	Compliant	2.60	Minimum	Compliant
A2.05.08	LKD	2.60	Minimum	Compliant	2.60	Minimum	Compliant
A2.05.08	Bedroom 1	1.00	Non-Compliant	-	1.00	Non-Compliant	-
A2.05.09	LKD	2.60	Minimum	Compliant	2.60	Minimum	Compliant
A2.05.09	Bedroom 1	1.00	Non-Compliant	-	1.00	Non-Compliant	-

\* Rooms are tested with deciduous trees as opaque objects and without deciduous trees to account for the range of possible sunlight hours.  
 \*\* The BRE Guidelines recommend that for a unit to be compliant any room within the unit should receive a minimum of 1.5 hours of direct sunlight on March 21st, preferably a main living room. The SE circa compliance rates across the entire scheme can be found in section 8.1.2 on page 162.  
 \*\*\* For the interpretation of levels of Sunlight Exposure please refer to "4.3 Definition of Levels of Sunlight Exposure" on page 10.

Figure 7.20: Floor plan of assessed building (L), Keyplan highlighting the assessed building (R).



## 7.2.20 Block A2

Table No. 7.21: Sunlight Exposure Results: Block A2, Sixth Floor							
Unit Number	Room Description	Deciduous Trees as Opaque Objects*			Without Deciduous Trees*		
		SE Hours on March 21st	Level of SE on March 21st***	Unit compliance based on highest performing room**	SE Hours on March 21st	Level of SE on March 21st***	Unit compliance based on highest performing room**
A2.06.01	LKD	7.50	High	Compliant	7.50	High	Compliant
A2.06.01	Bedroom 1	1.10	Non-Compliant	-	1.10	Non-Compliant	-
A2.06.01	Bedroom 2	1.10	Non-Compliant	-	1.10	Non-Compliant	-
A2.06.02	LKD	7.60	High	Compliant	7.60	High	Compliant
A2.06.02	Bedroom 1	6.30	High	-	6.30	High	-
A2.06.02	Bedroom 2	6.40	High	-	6.40	High	-
A2.06.02	Bedroom 3	6.40	High	-	6.40	High	-
A2.06.03	LKD	9.40	High	Compliant	9.40	High	Compliant
A2.06.03	Bedroom 1	0.00	Non-Compliant	-	0.00	Non-Compliant	-
A2.06.03	Bedroom 2	0.00	Non-Compliant	-	0.00	Non-Compliant	-
A2.06.04	LKD	4.40	High	Compliant	4.40	High	Compliant
A2.06.04	Bedroom 1	3.20	Medium	-	3.20	Medium	-
A2.06.04	Bedroom 2	4.40	High	Compliant	4.40	High	Compliant
A2.06.04	Bedroom 3	4.40	High	Compliant	4.40	High	Compliant
A2.06.05	LKD	1.60	Minimum	Compliant	1.60	Minimum	Compliant
A2.06.05	Bedroom 1	1.10	Non-Compliant	-	1.10	Non-Compliant	-
A2.06.05	Bedroom 2	1.10	Non-Compliant	-	1.10	Non-Compliant	-
A2.06.05	Bedroom 3	1.10	Non-Compliant	-	1.10	Non-Compliant	-

\* Rooms are tested with deciduous trees as opaque objects and without deciduous trees to account for the range of possible sunlight hours.  
 \*\* The BRE Guidelines recommend that for a unit to be compliant any room within the unit should receive a minimum of 1.5 hours of direct sunlight on March 21st, preferably a main living room. The SE circa compliance rates across the entire scheme can be found in section 8.1.2 on page 162.  
 \*\*\* For the interpretation of levels of Sunlight Exposure please refer to "4.3 Definition of Levels of Sunlight Exposure" on page 10.

Figure 7.21: Floor plan of assessed building (L), Keyplan highlighting the assessed building (R).



### 7.2.21 Block B1

Table No. 7.22: Sunlight Exposure Results: Block B1, First Floor

Unit Number	Room Description	Deciduous Trees as Opaque Objects*			Without Deciduous Trees*		
		SE Hours on March 21st	Level of SE on March 21st***	Unit compliance based on highest performing room**	SE Hours on March 21st	Level of SE on March 21st***	Unit compliance based on highest performing room**
B1.01.01	LKD	2.10	Minimum	Compliant	2.10	Minimum	Compliant
B1.01.01	Bedroom 1	0.40	Non-Compliant	-	0.40	Non-Compliant	-
B1.01.01	Bedroom 2	0.00	Non-Compliant	-	0.00	Non-Compliant	-
B1.01.02	LKD	1.00	Non-Compliant	Non-Compliant	1.00	Non-Compliant	Non-Compliant
B1.01.02	Bedroom 1	0.40	Non-Compliant	-	0.40	Non-Compliant	-
B1.01.03	LKD	1.00	Non-Compliant	Non-Compliant	1.00	Non-Compliant	Non-Compliant
B1.01.03	Bedroom 1	0.40	Non-Compliant	-	0.40	Non-Compliant	-
B1.01.04	LKD	1.60	Minimum	Compliant	1.60	Minimum	Compliant
B1.01.04	Bedroom 1	0.40	Non-Compliant	-	0.40	Non-Compliant	-
B1.01.05	LKD	1.80	Minimum	Compliant	1.80	Minimum	Compliant
B1.01.05	Bedroom 1	0.40	Non-Compliant	-	0.40	Non-Compliant	-
B1.01.05	Bedroom 2	0.90	Non-Compliant	-	0.90	Non-Compliant	-
B1.01.06	LKD	4.10	High	Compliant	4.10	High	Compliant
B1.01.06	Bedroom 1	0.30	Non-Compliant	-	0.30	Non-Compliant	-
B1.01.06	Bedroom 2	1.50	Minimum	-	1.50	Minimum	-
B1.01.07	LKD	1.10	Non-Compliant	Non-Compliant	1.10	Non-Compliant	Non-Compliant
B1.01.07	Bedroom 1	0.10	Non-Compliant	-	0.10	Non-Compliant	-
B1.01.08	LKD	1.10	Non-Compliant	Non-Compliant	1.10	Non-Compliant	Non-Compliant
B1.01.08	Bedroom 1	0.10	Non-Compliant	-	0.10	Non-Compliant	-
B1.01.16	LKD	0.00	Non-Compliant	Non-Compliant	0.00	Non-Compliant	Non-Compliant
B1.01.16	Bedroom 1	0.00	Non-Compliant	Non-Compliant	0.00	Non-Compliant	Non-Compliant
B1.01.16	Bedroom 2	0.00	Non-Compliant	Non-Compliant	0.00	Non-Compliant	Non-Compliant
B1.01.16	Bedroom 3	0.00	Non-Compliant	Non-Compliant	0.00	Non-Compliant	Non-Compliant

\* Rooms are tested with deciduous trees as opaque objects and without deciduous trees to account for the range of possible sunlight hours.  
 \*\* The BRE Guidelines recommend that for a unit to be compliant any room within the unit should receive a minimum of 1.5 hours of direct sunlight on March 21st, preferably a main living room. The SE circa compliance rates across the entire scheme can be found in section 8.1.2 on page 162.  
 \*\*\* For the interpretation of levels of Sunlight Exposure please refer to "4.3 Definition of Levels of Sunlight Exposure" on page 10.

Figure 7.22: Floor plan of assessed building (L), Keyplan highlighting the assessed building (R).



## 7.2.22 Block B1

Table No. 7.23: Sunlight Exposure Results: Block B1, First Floor

Unit Number	Room Description	Deciduous Trees as Opaque Objects*			Without Deciduous Trees*		
		SE Hours on March 21st	Level of SE on March 21st***	Unit compliance based on highest performing room**	SE Hours on March 21st	Level of SE on March 21st***	Unit compliance based on highest performing room**
B1.01.09	LKD	3.90	Medium	Compliant	5.00	High	Compliant
B1.01.09	Bedroom 1	2.60	Minimum	-	2.60	Minimum	-
B1.01.09	Bedroom 2	3.80	Medium	-	3.80	Medium	-
B1.01.10	LKD	1.70	Minimum	Compliant	1.70	Minimum	Compliant
B1.01.10	Bedroom 1	1.00	Non-Compliant	-	1.00	Non-Compliant	-
B1.01.11	LKD	1.30	Non-Compliant	Non-Compliant	1.30	Non-Compliant	Non-Compliant
B1.01.11	Bedroom 1	1.00	Non-Compliant	-	1.00	Non-Compliant	-
B1.01.12	LKD	1.30	Non-Compliant	Non-Compliant	1.30	Non-Compliant	Non-Compliant
B1.01.12	Bedroom 1	1.00	Non-Compliant	-	1.00	Non-Compliant	-
B1.01.13	LKD	0.80	Non-Compliant	-	0.80	Non-Compliant	-
B1.01.13	Bedroom 1	2.30	Minimum	Compliant	2.30	Minimum	Compliant
B1.01.13	Bedroom 2	0.00	Non-Compliant	-	0.00	Non-Compliant	-
B1.01.14	LKD	0.10	Non-Compliant	Non-Compliant	0.10	Non-Compliant	Non-Compliant
B1.01.14	Bedroom 1	0.00	Non-Compliant	-	0.00	Non-Compliant	-
B1.01.14	Bedroom 2	0.00	Non-Compliant	-	0.00	Non-Compliant	-

\* Rooms are tested with deciduous trees as opaque objects and without deciduous trees to account for the range of possible sunlight hours.  
 \*\* The BRE Guidelines recommend that for a unit to be compliant any room within the unit should receive a minimum of 1.5 hours of direct sunlight on March 21st, preferably a main living room. The SE circa compliance rates across the entire scheme can be found in section 8.1.2 on page 162.  
 \*\*\* For the interpretation of levels of Sunlight Exposure please refer to "4.3 Definition of Levels of Sunlight Exposure" on page 10.

Figure 7.23: Floor plan of assessed building (L), Keyplan highlighting the assessed building (R).



### 7.2.23 Block B1

Table No. 7.24: Sunlight Exposure Results: Block B1, Second Floor

Unit Number	Room Description	Deciduous Trees as Opaque Objects*			Without Deciduous Trees*		
		SE Hours on March 21st	Level of SE on March 21st***	Unit compliance based on highest performing room**	SE Hours on March 21st	Level of SE on March 21st***	Unit compliance based on highest performing room**
B1.02.01	LKD	2.10	Minimum	Compliant	2.10	Minimum	Compliant
B1.02.01	Bedroom 1	0.40	Non-Compliant	-	0.40	Non-Compliant	-
B1.02.01	Bedroom 2	0.00	Non-Compliant	-	0.00	Non-Compliant	-
B1.02.02	LKD	1.00	Non-Compliant	Non-Compliant	1.00	Non-Compliant	Non-Compliant
B1.02.02	Bedroom 1	0.40	Non-Compliant	-	0.40	Non-Compliant	-
B1.02.03	LKD	1.00	Non-Compliant	Non-Compliant	1.00	Non-Compliant	Non-Compliant
B1.02.03	Bedroom 1	0.40	Non-Compliant	-	0.40	Non-Compliant	-
B1.02.04	LKD	1.60	Minimum	Compliant	1.60	Minimum	Compliant
B1.02.04	Bedroom 1	0.40	Non-Compliant	-	0.40	Non-Compliant	-
B1.02.05	LKD	1.80	Minimum	Compliant	1.80	Minimum	Compliant
B1.02.05	Bedroom 1	0.40	Non-Compliant	-	0.40	Non-Compliant	-
B1.02.05	Bedroom 2	1.50	Minimum	-	1.50	Minimum	-
B1.02.06	LKD	4.10	High	Compliant	4.10	High	Compliant
B1.02.06	Bedroom 1	0.70	Non-Compliant	-	0.70	Non-Compliant	-
B1.02.06	Bedroom 2	2.20	Minimum	-	2.20	Minimum	-
B1.02.07	LKD	1.80	Minimum	Compliant	1.80	Minimum	Compliant
B1.02.07	Bedroom 1	0.80	Non-Compliant	-	0.80	Non-Compliant	-
B1.02.08	LKD	1.80	Minimum	Compliant	1.80	Minimum	Compliant
B1.02.08	Bedroom 1	0.80	Non-Compliant	-	0.80	Non-Compliant	-
B1.02.16	LKD	0.00	Non-Compliant	-	0.00	Non-Compliant	-
B1.02.16	Bedroom 1	0.00	Non-Compliant	-	0.00	Non-Compliant	-
B1.02.16	Bedroom 2	1.70	Minimum	Compliant	1.70	Minimum	Compliant
B1.02.17	LKD	0.00	Non-Compliant	-	0.00	Non-Compliant	-
B1.02.17	Bedroom 1	0.00	Non-Compliant	-	0.00	Non-Compliant	-
B1.02.17	Bedroom 2	0.00	Non-Compliant	-	0.00	Non-Compliant	-
B1.02.17	Bedroom 3	0.00	Non-Compliant	-	0.00	Non-Compliant	-

\* Rooms are tested with deciduous trees as opaque objects and without deciduous trees to account for the range of possible sunlight hours.  
 \*\* The BRE Guidelines recommend that for a unit to be compliant any room within the unit should receive a minimum of 1.5 hours of direct sunlight on March 21st, preferably a main living room. The SE circa compliance rates across the entire scheme can be found in section 8.1.2 on page 162.  
 \*\*\* For the interpretation of levels of Sunlight Exposure please refer to "4.3 Definition of Levels of Sunlight Exposure" on page 10.

Figure 7.24: Floor plan of assessed building (L), Keyplan highlighting the assessed building (R).



### 7.2.24 Block B1

Table No. 7.25: Sunlight Exposure Results: Block B1, Second Floor

Unit Number	Room Description	Deciduous Trees as Opaque Objects*			Without Deciduous Trees*		
		SE Hours on March 21st	Level of SE on March 21st***	Unit compliance based on highest performing room**	SE Hours on March 21st	Level of SE on March 21st***	Unit compliance based on highest performing room**
B1.02.09	LKD	5.10	High	Compliant	5.10	High	Compliant
B1.02.09	Bedroom 1	3.30	Medium	-	3.30	Medium	-
B1.02.09	Bedroom 2	4.50	High	-	4.50	High	-
B1.02.10	LKD	2.30	Minimum	Compliant	2.30	Minimum	Compliant
B1.02.10	Bedroom 1	1.80	Minimum	-	1.80	Minimum	-
B1.02.11	LKD	2.10	Minimum	Compliant	2.10	Minimum	Compliant
B1.02.11	Bedroom 1	1.80	Minimum	-	1.80	Minimum	-
B1.02.12	LKD	2.10	Minimum	Compliant	2.10	Minimum	Compliant
B1.02.12	Bedroom 1	1.70	Minimum	-	1.70	Minimum	-
B1.02.13	LKD	1.70	Minimum	-	1.70	Minimum	-
B1.02.13	Bedroom 1	3.20	Medium	Compliant	3.20	Medium	Compliant
B1.02.13	Bedroom 2	0.00	Non-Compliant	-	0.00	Non-Compliant	-
B1.02.14	LKD	0.10	Non-Compliant	Non-Compliant	0.10	Non-Compliant	Non-Compliant
B1.02.14	Bedroom 1	0.00	Non-Compliant	-	0.00	Non-Compliant	-
B1.02.14	Bedroom 2	0.00	Non-Compliant	-	0.00	Non-Compliant	-
B1.02.15	LKD	1.80	Minimum	Compliant	1.80	Minimum	Compliant
B1.02.15	Bedroom 1	0.80	Non-Compliant	-	0.80	Non-Compliant	-
B1.02.15	Bedroom 2	4.00	High	Compliant	4.00	High	Compliant

\* Rooms are tested with deciduous trees as opaque objects and without deciduous trees to account for the range of possible sunlight hours.  
 \*\* The BRE Guidelines recommend that for a unit to be compliant any room within the unit should receive a minimum of 1.5 hours of direct sunlight on March 21st, preferably a main living room. The SE circa compliance rates across the entire scheme can be found in section 8.1.2 on page 162.  
 \*\*\* For the interpretation of levels of Sunlight Exposure please refer to "4.3 Definition of Levels of Sunlight Exposure" on page 10.

Figure 7.25: Floor plan of assessed building (L), Keyplan highlighting the assessed building (R).





### 7.2.25 Block B1

Table No. 7.26: Sunlight Exposure Results: Block B1, Third Floor

Unit Number	Room Description	Deciduous Trees as Opaque Objects*			Without Deciduous Trees*		
		SE Hours on March 21st	Level of SE on March 21st***	Unit compliance based on highest performing room**	SE Hours on March 21st	Level of SE on March 21st***	Unit compliance based on highest performing room**
B1.03.01	LKD	2.10	Minimum	Compliant	2.10	Minimum	Compliant
B1.03.01	Bedroom 1	0.40	Non-Compliant	-	0.40	Non-Compliant	-
B1.03.01	Bedroom 2	0.00	Non-Compliant	-	0.00	Non-Compliant	-
B1.03.02	LKD	1.00	Non-Compliant	Non-Compliant	1.00	Non-Compliant	Non-Compliant
B1.03.02	Bedroom 1	0.40	Non-Compliant	-	0.40	Non-Compliant	-
B1.03.03	LKD	1.00	Non-Compliant	Non-Compliant	1.00	Non-Compliant	Non-Compliant
B1.03.03	Bedroom 1	0.40	Non-Compliant	-	0.40	Non-Compliant	-
B1.03.04	LKD	1.60	Minimum	Compliant	1.60	Minimum	Compliant
B1.03.04	Bedroom 1	0.40	Non-Compliant	-	0.40	Non-Compliant	-
B1.03.05	LKD	1.80	Minimum	-	1.80	Minimum	-
B1.03.05	Bedroom 1	0.40	Non-Compliant	-	0.40	Non-Compliant	-
B1.03.05	Bedroom 2	3.40	Medium	Compliant	3.40	Medium	Compliant
B1.03.06	LKD	4.70	High	Compliant	4.70	High	Compliant
B1.03.06	Bedroom 1	2.20	Minimum	-	2.20	Minimum	-
B1.03.06	Bedroom 2	3.00	Medium	-	3.00	Medium	-
B1.03.07	LKD	2.60	Minimum	Compliant	2.60	Minimum	Compliant
B1.03.07	Bedroom 1	1.60	Minimum	-	1.60	Minimum	-
B1.03.08	LKD	2.60	Minimum	Compliant	2.60	Minimum	Compliant
B1.03.08	Bedroom 1	1.00	Non-Compliant	-	1.00	Non-Compliant	-
B1.03.16	LKD	0.00	Non-Compliant	-	0.00	Non-Compliant	-
B1.03.16	Bedroom 1	0.00	Non-Compliant	-	0.00	Non-Compliant	-
B1.03.16	Bedroom 2	1.70	Minimum	Compliant	1.70	Minimum	Compliant
B1.02.17	LKD	0.00	Non-Compliant	-	0.00	Non-Compliant	-
B1.02.17	Bedroom 1	0.00	Non-Compliant	-	0.00	Non-Compliant	-
B1.02.17	Bedroom 2	0.00	Non-Compliant	-	0.00	Non-Compliant	-
B1.02.17	Bedroom 3	0.00	Non-Compliant	-	0.00	Non-Compliant	-

\* Rooms are tested with deciduous trees as opaque objects and without deciduous trees to account for the range of possible sunlight hours.  
 \*\* The BRE Guidelines recommend that for a unit to be compliant any room within the unit should receive a minimum of 1.5 hours of direct sunlight on March 21st, preferably a main living room. The SE circa compliance rates across the entire scheme can be found in section 8.1.2 on page 162.  
 \*\*\* For the interpretation of levels of Sunlight Exposure please refer to "4.3 Definition of Levels of Sunlight Exposure" on page 10.

Figure 7.26: Floor plan of assessed building (L), Keyplan highlighting the assessed building (R).



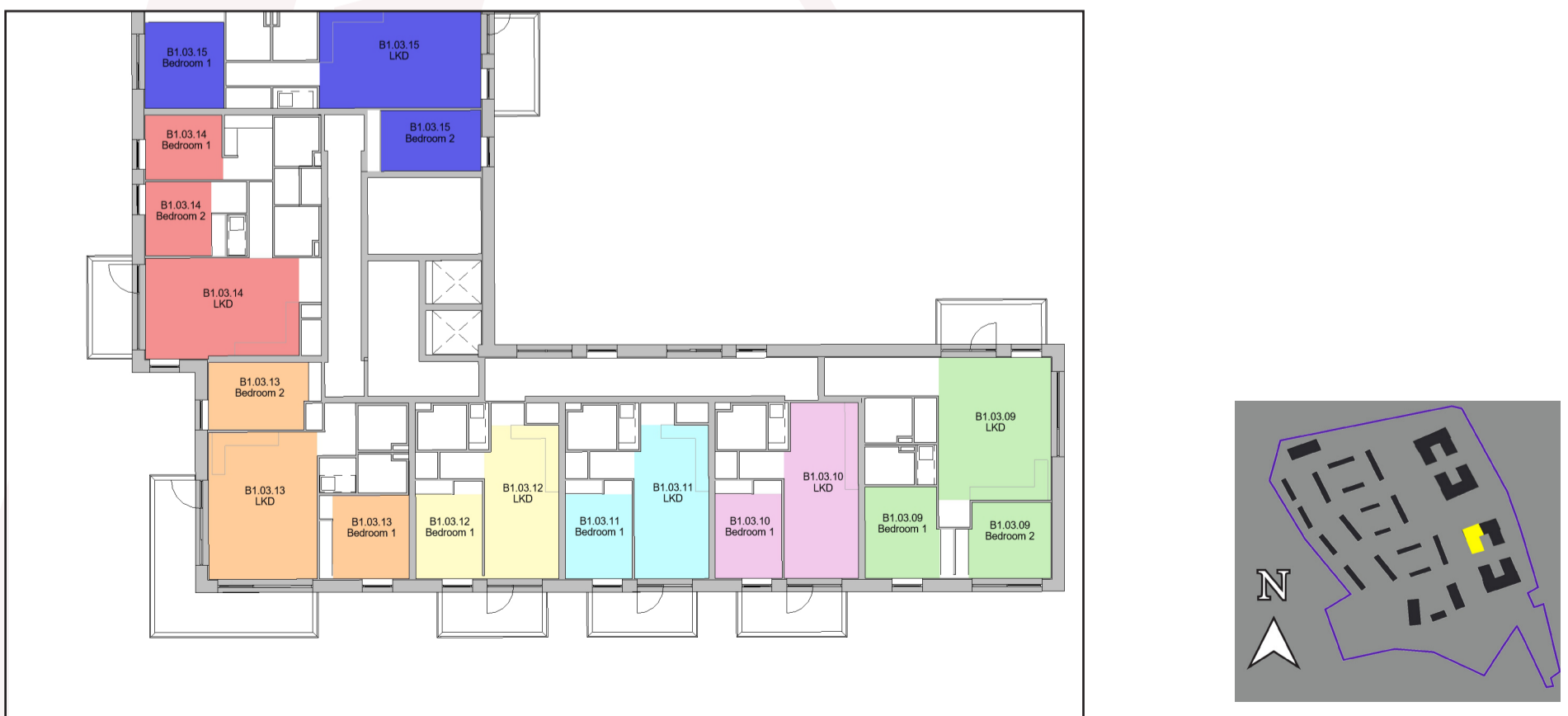
## 7.2.26 Block B1

Table No. 7.27: Sunlight Exposure Results: Block B1, Third Floor

Unit Number	Room Description	Deciduous Trees as Opaque Objects*			Without Deciduous Trees*		
		SE Hours on March 21st	Level of SE on March 21st***	Unit compliance based on highest performing room**	SE Hours on March 21st	Level of SE on March 21st***	Unit compliance based on highest performing room**
B1.03.09	LKD	5.60	High	Compliant	5.60	High	Compliant
B1.03.09	Bedroom 1	3.30	Medium	-	3.30	Medium	-
B1.03.09	Bedroom 2	4.50	High	-	4.50	High	-
B1.03.10	LKD	4.20	High	Compliant	4.20	High	Compliant
B1.03.10	Bedroom 1	3.30	Medium	-	3.30	Medium	-
B1.03.11	LKD	4.20	High	Compliant	4.20	High	Compliant
B1.03.11	Bedroom 1	3.30	Medium	-	3.30	Medium	-
B1.03.12	LKD	4.20	High	Compliant	4.20	High	Compliant
B1.03.12	Bedroom 1	3.30	Medium	-	3.30	Medium	-
B1.03.13	LKD	4.60	High	Compliant	4.60	High	Compliant
B1.03.13	Bedroom 1	3.30	Medium	-	3.30	Medium	-
B1.03.13	Bedroom 2	0.00	Non-Compliant	-	0.00	Non-Compliant	-
B1.03.14	LKD	1.50	Minimum	Compliant	1.50	Minimum	Compliant
B1.03.14	Bedroom 1	0.00	Non-Compliant	-	0.00	Non-Compliant	-
B1.03.14	Bedroom 2	0.00	Non-Compliant	-	0.00	Non-Compliant	-
B1.03.15	LKD	0.10	Non-Compliant	-	0.10	Non-Compliant	-
B1.03.15	Bedroom 1	0.00	Non-Compliant	-	0.00	Non-Compliant	-
B1.03.15	Bedroom 2	4.20	High	Compliant	4.20	High	Compliant

\* Rooms are tested with deciduous trees as opaque objects and without deciduous trees to account for the range of possible sunlight hours.  
 \*\* The BRE Guidelines recommend that for a unit to be compliant any room within the unit should receive a minimum of 1.5 hours of direct sunlight on March 21st, preferably a main living room. The SE circa compliance rates across the entire scheme can be found in section 8.1.2 on page 162.  
 \*\*\* For the interpretation of levels of Sunlight Exposure please refer to "4.3 Definition of Levels of Sunlight Exposure" on page 10.

Figure 7.27: Floor plan of assessed building (L), Keyplan highlighting the assessed building (R).



### 7.2.27 Block B1

Table No. 7.28: Sunlight Exposure Results: Block B1, Fourth Floor

Unit Number	Room Description	Deciduous Trees as Opaque Objects*			Without Deciduous Trees*		
		SE Hours on March 21st	Level of SE on March 21st***	Unit compliance based on highest performing room**	SE Hours on March 21st	Level of SE on March 21st***	Unit compliance based on highest performing room**
B1.04.01	LKD	2.10	Minimum	Compliant	2.10	Minimum	Compliant
B1.04.01	Bedroom 1	0.40	Non-Compliant	-	0.40	Non-Compliant	-
B1.04.01	Bedroom 2	0.00	Non-Compliant	-	0.00	Non-Compliant	-
B1.04.02	LKD	1.00	Non-Compliant	Non-Compliant	1.00	Non-Compliant	Non-Compliant
B1.04.02	Bedroom 1	0.40	Non-Compliant	-	0.40	Non-Compliant	-
B1.04.03	LKD	1.00	Non-Compliant	Non-Compliant	1.00	Non-Compliant	Non-Compliant
B1.04.03	Bedroom 1	0.40	Non-Compliant	-	0.40	Non-Compliant	-
B1.04.04	LKD	1.60	Minimum	Compliant	1.60	Minimum	Compliant
B1.04.04	Bedroom 1	0.40	Non-Compliant	-	0.40	Non-Compliant	-
B1.04.05	LKD	1.80	Minimum	-	1.80	Minimum	-
B1.04.05	Bedroom 1	0.40	Non-Compliant	-	0.40	Non-Compliant	-
B1.04.05	Bedroom 2	5.00	High	Compliant	5.00	High	Compliant
B1.04.06	LKD	5.50	High	Compliant	5.50	High	Compliant
B1.04.06	Bedroom 1	4.50	High	-	4.50	High	-
B1.04.06	Bedroom 2	3.30	Medium	-	3.30	Medium	-
B1.04.07	LKD	2.90	Minimum	Compliant	2.90	Minimum	Compliant
B1.04.07	Bedroom 1	1.90	Minimum	-	1.90	Minimum	-
B1.04.08	LKD	2.90	Minimum	Compliant	2.90	Minimum	Compliant
B1.04.08	Bedroom 1	1.00	Non-Compliant	-	1.00	Non-Compliant	-
B1.04.14	LKD	1.10	Non-Compliant	-	1.10	Non-Compliant	-
B1.04.14	Bedroom 1	0.00	Non-Compliant	-	0.00	Non-Compliant	-
B1.04.14	Bedroom 2	1.90	Minimum	Compliant	1.90	Minimum	Compliant
B1.04.15	LKD	0.00	Non-Compliant	Non-Compliant	0.00	Non-Compliant	Non-Compliant
B1.04.15	Bedroom 1	0.00	Non-Compliant	Non-Compliant	0.00	Non-Compliant	Non-Compliant
B1.04.15	Bedroom 2	0.00	Non-Compliant	Non-Compliant	0.00	Non-Compliant	Non-Compliant
B1.04.15	Bedroom 3	0.00	Non-Compliant	Non-Compliant	0.00	Non-Compliant	Non-Compliant

\* Rooms are tested with deciduous trees as opaque objects and without deciduous trees to account for the range of possible sunlight hours.  
 \*\* The BRE Guidelines recommend that for a unit to be compliant any room within the unit should receive a minimum of 1.5 hours of direct sunlight on March 21st, preferably a main living room. The SE circa compliance rates across the entire scheme can be found in section 8.1.2 on page 162.  
 \*\*\* For the interpretation of levels of Sunlight Exposure please refer to "4.3 Definition of Levels of Sunlight Exposure" on page 10.

Figure 7.28: Floor plan of assessed building (L), Keyplan highlighting the assessed building (R).



### 7.2.28 Block B1, Fourth Floor

Table No. 7.29: Sunlight Exposure Results: Block B1, Fourth Floor							
Unit Number	Room Description	Deciduous Trees as Opaque Objects*			Without Deciduous Trees*		
		SE Hours on March 21st	Level of SE on March 21st***	Unit compliance based on highest performing room**	SE Hours on March 21st	Level of SE on March 21st***	Unit compliance based on highest performing room**
B1.04.09	LKD	7.10	High	Compliant	7.10	High	Compliant
B1.04.09	Bedroom 1	4.50	High	-	4.50	High	-
B1.04.09	Bedroom 1	3.30	Medium	-	3.30	Medium	-
B1.04.10	LKD	3.30	Medium	-	3.30	Medium	-
B1.04.10	Bedroom 1	3.30	Medium	-	3.30	Medium	-
B1.04.10	Bedroom 2	6.70	High	Compliant	6.70	High	Compliant
B1.04.11	LKD	3.20	Medium	-	3.20	Medium	-
B1.04.11	Bedroom 1	3.30	Medium	-	3.30	Medium	-
B1.04.11	Bedroom 2	4.20	High	Compliant	4.20	High	Compliant
B1.04.12	LKD	3.30	Medium	Compliant	3.30	Medium	Compliant
B1.04.12	Bedroom 1	0.00	Non-Compliant	-	0.00	Non-Compliant	-
B1.04.12	Bedroom 2	0.00	Non-Compliant	-	0.00	Non-Compliant	-
B1.04.13	LKD	4.80	High	Compliant	4.80	High	Compliant
B1.04.13	Bedroom 1	0.00	Non-Compliant	-	0.00	Non-Compliant	-
B1.04.13	Bedroom 2	4.60	High	-	4.60	High	-

\* Rooms are tested with deciduous trees as opaque objects and without deciduous trees to account for the range of possible sunlight hours.  
 \*\* The BRE Guidelines recommend that for a unit to be compliant any room within the unit should receive a minimum of 1.5 hours of direct sunlight on March 21st, preferably a main living room. The SE circa compliance rates across the entire scheme can be found in section 8.1.2 on page 162.  
 \*\*\* For the interpretation of levels of Sunlight Exposure please refer to "4.3 Definition of Levels of Sunlight Exposure" on page 10.

Figure 7.29: Floor plan of assessed building (L), Keyplan highlighting the assessed building (R).



### 7.2.29 Block B1

Table No. 7.30: Sunlight Exposure Results: Block B1, Fifth Floor

Unit Number	Room Description	Deciduous Trees as Opaque Objects*			Without Deciduous Trees*		
		SE Hours on March 21st	Level of SE on March 21st***	Unit compliance based on highest performing room**	SE Hours on March 21st	Level of SE on March 21st***	Unit compliance based on highest performing room**
B1.05.01	LKD	2.10	Minimum	Compliant	2.10	Minimum	Compliant
B1.05.01	Bedroom 1	0.40	Non-Compliant	-	0.40	Non-Compliant	-
B1.05.01	Bedroom 2	0.00	Non-Compliant	-	0.00	Non-Compliant	-
B1.05.02	LKD	1.00	Non-Compliant	Non-Compliant	1.00	Non-Compliant	Non-Compliant
B1.05.02	Bedroom 1	0.40	Non-Compliant	-	0.40	Non-Compliant	-
B1.05.03	LKD	1.00	Non-Compliant	Non-Compliant	1.00	Non-Compliant	Non-Compliant
B1.05.03	Bedroom 1	0.40	Non-Compliant	-	0.40	Non-Compliant	-
B1.05.04	LKD	1.60	Minimum	Compliant	1.60	Minimum	Compliant
B1.05.04	Bedroom 1	0.40	Non-Compliant	-	0.40	Non-Compliant	-
B1.05.05	LKD	7.40	High	Compliant	7.40	High	Compliant
B1.05.05	Bedroom 1	0.40	Non-Compliant	-	0.40	Non-Compliant	-
B1.05.05	Bedroom 2	5.00	High	-	5.00	High	-
B1.05.06	LKD	5.90	High	Compliant	5.90	High	Compliant
B1.05.06	Bedroom 1	4.50	High	-	4.50	High	-
B1.05.06	Bedroom 2	3.30	Medium	-	3.30	Medium	-
B1.05.07	LKD	2.90	Minimum	Compliant	2.90	Minimum	Compliant
B1.05.07	Bedroom 1	1.90	Minimum	-	1.90	Minimum	-
B1.05.08	LKD	2.90	Minimum	Compliant	2.90	Minimum	Compliant
B1.05.08	Bedroom 1	1.90	Minimum	-	1.90	Minimum	-
B1.05.09	LKD	7.70	High	Compliant	7.70	High	Compliant
B1.05.09	Bedroom 1	0.00	Non-Compliant	-	0.00	Non-Compliant	-
B1.05.09	Bedroom 2	2.60	Minimum	-	2.60	Minimum	-
B1.05.10	LKD	0.00	Non-Compliant	Non-Compliant	0.00	Non-Compliant	Non-Compliant
B1.05.10	Bedroom 1	0.00	Non-Compliant	Non-Compliant	0.00	Non-Compliant	Non-Compliant
B1.05.10	Bedroom 2	0.00	Non-Compliant	Non-Compliant	0.00	Non-Compliant	Non-Compliant
B1.05.10	Bedroom 3	0.00	Non-Compliant	Non-Compliant	0.00	Non-Compliant	Non-Compliant

\* Rooms are tested with deciduous trees as opaque objects and without deciduous trees to account for the range of possible sunlight hours.  
 \*\* The BRE Guidelines recommend that for a unit to be compliant any room within the unit should receive a minimum of 1.5 hours of direct sunlight on March 21st, preferably a main living room. The SE circa compliance rates across the entire scheme can be found in section 8.1.2 on page 162.  
 \*\*\* For the interpretation of levels of Sunlight Exposure please refer to "4.3 Definition of Levels of Sunlight Exposure" on page 10.

Figure 7.30: Floor plan of assessed building (L), Keyplan highlighting the assessed building (R).



### 7.2.30 Block B1

Table No. 7.31: Sunlight Exposure Results: Block B1, Sixth Floor

Unit Number	Room Description	Deciduous Trees as Opaque Objects*			Without Deciduous Trees*		
		SE Hours on March 21st	Level of SE on March 21st***	Unit compliance based on highest performing room**	SE Hours on March 21st	Level of SE on March 21st***	Unit compliance based on highest performing room**
B1.06.01	LKD	2.40	Minimum	Compliant	2.40	Minimum	Compliant
B1.06.01	Bedroom 1	0.40	Non-Compliant	-	0.40	Non-Compliant	-
B1.06.01	Bedroom 2	0.00	Non-Compliant	-	0.00	Non-Compliant	-
B1.06.02	LKD	1.60	Minimum	Compliant	1.60	Minimum	Compliant
B1.06.02	Bedroom 1	0.40	Non-Compliant	-	0.40	Non-Compliant	-
B1.06.03	LKD	7.20	High	Compliant	7.20	High	Compliant
B1.06.03	Bedroom 1	0.40	Non-Compliant	-	0.40	Non-Compliant	-
B1.06.03	Bedroom 2	1.60	Minimum	-	1.60	Minimum	-
B1.06.04	LKD	9.40	High	Compliant	9.40	High	Compliant
B1.06.04	Bedroom 1	5.00	High	-	5.00	High	-
B1.06.04	Bedroom 2	3.30	Medium	-	3.30	Medium	-
B1.06.05	LKD	4.20	High	Compliant	4.20	High	Compliant
B1.06.05	Bedroom 1	3.30	Medium	-	3.30	Medium	-
B1.06.06	LKD	4.50	High	Compliant	4.50	High	Compliant
B1.06.06	Bedroom 1	3.30	Medium	-	3.30	Medium	-
B1.06.07	LKD	4.00	High	-	4.00	High	-
B1.06.07	Bedroom 1	0.00	Non-Compliant	-	0.00	Non-Compliant	-
B1.06.07	Bedroom 2	7.10	High	Compliant	7.10	High	Compliant
B1.06.07	Bedroom 3	3.00	Medium	-	3.00	Medium	-

\* Rooms are tested with deciduous trees as opaque objects and without deciduous trees to account for the range of possible sunlight hours.  
 \*\* The BRE Guidelines recommend that for a unit to be compliant any room within the unit should receive a minimum of 1.5 hours of direct sunlight on March 21st, preferably a main living room. The SE circa compliance rates across the entire scheme can be found in section 8.1.2 on page 162.  
 \*\*\* For the interpretation of levels of Sunlight Exposure please refer to "4.3 Definition of Levels of Sunlight Exposure" on page 10.

Figure 7.31: Floor plan of assessed building (L), Keyplan highlighting the assessed building (R).



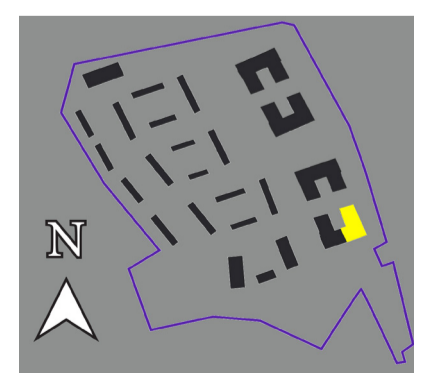
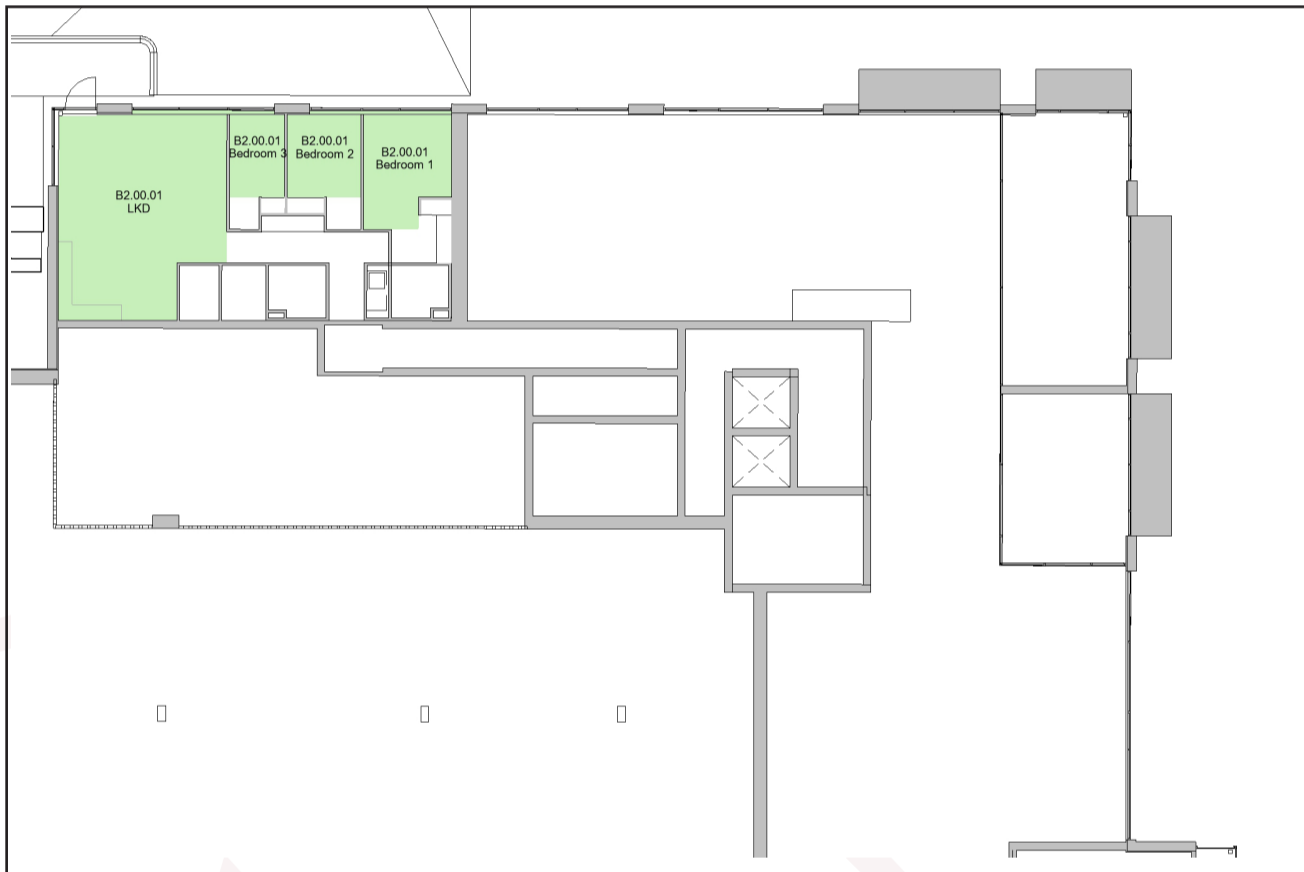
### 7.2.31 Block B2

Table No. 7.32: Sunlight Exposure Results: Block B2, Ground Floor

Unit Number	Room Description	Deciduous Trees as Opaque Objects*			Without Deciduous Trees*		
		SE Hours on March 21st	Level of SE on March 21st***	Unit compliance based on highest performing room**	SE Hours on March 21st	Level of SE on March 21st***	Unit compliance based on highest performing room**
B2.00.01	LKD	2.50	Minimum	Compliant	2.50	Minimum	Compliant
B2.00.01	Bedroom 1	0.00	Non-Compliant	-	0.00	Non-Compliant	-
B2.00.01	Bedroom 2	0.00	Non-Compliant	-	0.00	Non-Compliant	-
B2.00.01	Bedroom 3	0.00	Non-Compliant	-	0.00	Non-Compliant	-

\* Rooms are tested with deciduous trees as opaque objects and without deciduous trees to account for the range of possible sunlight hours.  
 \*\* The BRE Guidelines recommend that for a unit to be compliant any room within the unit should receive a minimum of 1.5 hours of direct sunlight on March 21st, preferably a main living room. The SE circa compliance rates across the entire scheme can be found in section 8.1.2 on page 162.  
 \*\*\* For the interpretation of levels of Sunlight Exposure please refer to "4.3 Definition of Levels of Sunlight Exposure" on page 10.

Figure 7.32: Floor plan of assessed building (L), Keyplan highlighting the assessed building (R).



### 7.2.32 Block B2

Table No. 7.33: Sunlight Exposure Results: Block B2, First Floor

Unit Number	Room Description	Deciduous Trees as Opaque Objects*			Without Deciduous Trees*		
		SE Hours on March 21st	Level of SE on March 21st***	Unit compliance based on highest performing room**	SE Hours on March 21st	Level of SE on March 21st***	Unit compliance based on highest performing room**
B2.01.01	LKD	6.30	High	Compliant	6.30	High	Compliant
B2.01.01	Bedroom 1	0.90	Non-Compliant	-	0.90	Non-Compliant	-
B2.01.01	Bedroom 2	5.90	High	-	5.90	High	-
B2.01.02	LKD	1.80	Minimum	Compliant	1.80	Minimum	Compliant
B2.01.02	Bedroom 1	0.60	Non-Compliant	-	0.60	Non-Compliant	-
B2.01.03	LKD	1.80	Minimum	Compliant	1.80	Minimum	Compliant
B2.01.03	Bedroom 1	0.60	Non-Compliant	-	0.60	Non-Compliant	-
B2.01.04	LKD	0.00	Non-Compliant	-	0.00	Non-Compliant	-
B2.01.04	Bedroom 1	4.30	High	Compliant	4.30	High	Compliant
B2.01.12	LKD	0.00	Non-Compliant	Non-Compliant	0.00	Non-Compliant	Non-Compliant
B2.01.12	Bedroom 1	0.00	Non-Compliant	Non-Compliant	0.00	Non-Compliant	Non-Compliant
B2.01.13	LKD	0.10	Non-Compliant	-	0.10	Non-Compliant	-
B2.01.13	Bedroom 1	1.10	Non-Compliant	Non-Compliant	1.10	Non-Compliant	Non-Compliant
B2.01.14	LKD	2.60	Minimum	Compliant	2.60	Minimum	Compliant
B2.01.14	Bedroom 1	0.00	Non-Compliant	-	0.00	Non-Compliant	-
B2.01.14	Bedroom 2	1.70	Minimum	-	1.70	Minimum	-
B2.01.15	LKD	1.50	Minimum	Compliant	1.50	Minimum	Compliant
B2.01.15	Bedroom 1	0.90	Non-Compliant	-	0.90	Non-Compliant	-
B2.01.15	Bedroom 2	0.00	Non-Compliant	-	0.00	Non-Compliant	-
B2.01.16	LKD	0.90	Non-Compliant	Non-Compliant	0.90	Non-Compliant	Non-Compliant
B2.01.16	Bedroom 1	0.60	Non-Compliant	-	0.60	Non-Compliant	-
B2.01.17	LKD	0.90	Non-Compliant	Non-Compliant	0.90	Non-Compliant	Non-Compliant
B2.01.17	Bedroom 1	0.60	Non-Compliant	-	0.60	Non-Compliant	-
B2.01.18	LKD	2.50	Minimum	Compliant	2.50	Minimum	Compliant
B2.01.18	Bedroom 1	0.60	Non-Compliant	-	0.60	Non-Compliant	-
B2.01.18	Bedroom 2	2.20	Minimum	-	2.20	Minimum	-

\* Rooms are tested with deciduous trees as opaque objects and without deciduous trees to account for the range of possible sunlight hours.  
 \*\* The BRE Guidelines recommend that for a unit to be compliant any room within the unit should receive a minimum of 1.5 hours of direct sunlight on March 21st, preferably a main living room. The SE circa compliance rates across the entire scheme can be found in section 8.1.2 on page 162.  
 \*\*\* For the interpretation of levels of Sunlight Exposure please refer to "4.3 Definition of Levels of Sunlight Exposure" on page 10.

Figure 7.33: Floor plan of assessed building (L), Keyplan highlighting the assessed building (R).





### 7.2.33 Block B2

Table No. 7.34: Sunlight Exposure Results: Block B2, First Floor

Unit Number	Room Description	Deciduous Trees as Opaque Objects*			Without Deciduous Trees*		
		SE Hours on March 21st	Level of SE on March 21st***	Unit compliance based on highest performing room**	SE Hours on March 21st	Level of SE on March 21st***	Unit compliance based on highest performing room**
B2.01.05	LKD	2.40	Minimum	Compliant	2.40	Minimum	Compliant
B2.01.05	Bedroom 1	0.00	Non-Compliant	-	0.00	Non-Compliant	-
B2.01.06	LKD	2.10	Minimum	-	2.10	Minimum	-
B2.01.06	Bedroom 1	6.00	High	Compliant	6.00	High	Compliant
B2.01.06	Bedroom 2	4.80	High	-	4.80	High	-
B2.01.07	LKD	5.70	High	-	5.70	High	-
B2.01.07	Bedroom 1	1.80	Minimum	-	1.80	Minimum	-
B2.01.07	Bedroom 2	6.80	High	Compliant	6.80	High	Compliant
B2.01.08	LKD	0.00	Non-Compliant	Non-Compliant	0.00	Non-Compliant	Non-Compliant
B2.01.08	Bedroom 1	0.00	Non-Compliant	Non-Compliant	0.00	Non-Compliant	Non-Compliant
B2.01.09	LKD	0.00	Non-Compliant	Non-Compliant	0.00	Non-Compliant	Non-Compliant
B2.01.09	Bedroom 1	0.00	Non-Compliant	Non-Compliant	0.00	Non-Compliant	Non-Compliant
B2.01.10	LKD	0.00	Non-Compliant	Non-Compliant	0.00	Non-Compliant	Non-Compliant
B2.01.10	Bedroom 1	0.00	Non-Compliant	Non-Compliant	0.00	Non-Compliant	Non-Compliant
B2.01.11	LKD	0.00	Non-Compliant	-	0.00	Non-Compliant	-
B2.01.11	Bedroom 1	0.90	Non-Compliant	-	0.90	Non-Compliant	-
B2.01.11	Bedroom 2	1.60	Minimum	Compliant	1.60	Minimum	Compliant

\* Rooms are tested with deciduous trees as opaque objects and without deciduous trees to account for the range of possible sunlight hours.  
 \*\* The BRE Guidelines recommend that for a unit to be compliant any room within the unit should receive a minimum of 1.5 hours of direct sunlight on March 21st, preferably a main living room. The SE circa compliance rates across the entire scheme can be found in section 8.1.2 on page 162.  
 \*\*\* For the interpretation of levels of Sunlight Exposure please refer to "4.3 Definition of Levels of Sunlight Exposure" on page 10.

Figure 7.34: Floor plan of assessed building (L), Keyplan highlighting the assessed building (R).



### 7.2.34 Block B2

Table No. 7.35: Sunlight Exposure Results: Block B2, Second Floor

Unit Number	Room Description	Deciduous Trees as Opaque Objects*			Without Deciduous Trees*		
		SE Hours on March 21st	Level of SE on March 21st***	Unit compliance based on highest performing room**	SE Hours on March 21st	Level of SE on March 21st***	Unit compliance based on highest performing room**
B2.02.01	LKD	6.30	High	Compliant	6.30	High	Compliant
B2.02.01	Bedroom 1	0.90	Non-Compliant	-	0.90	Non-Compliant	-
B2.02.01	Bedroom 2	5.90	High	-	5.90	High	-
B2.02.02	LKD	1.80	Minimum	Compliant	1.80	Minimum	Compliant
B2.02.02	Bedroom 1	0.60	Non-Compliant	-	0.60	Non-Compliant	-
B2.02.03	LKD	1.80	Minimum	Compliant	1.80	Minimum	Compliant
B2.02.03	Bedroom 1	0.60	Non-Compliant	-	0.60	Non-Compliant	-
B2.02.04	LKD	0.00	Non-Compliant	-	0.00	Non-Compliant	-
B2.02.04	Bedroom 1	4.90	High	Compliant	4.90	High	Compliant
B2.02.04	Bedroom 2	0.00	Non-Compliant	-	0.00	Non-Compliant	-
B2.02.12	LKD	0.50	Non-Compliant	Non-Compliant	0.50	Non-Compliant	Non-Compliant
B2.02.12	Bedroom 1	0.10	Non-Compliant	-	0.10	Non-Compliant	-
B2.02.13	LKD	0.80	Non-Compliant	-	0.80	Non-Compliant	-
B2.02.13	Bedroom 1	1.40	Non-Compliant	Non-Compliant	1.40	Non-Compliant	Non-Compliant
B2.02.14	LKD	3.70	Medium	Compliant	3.70	Medium	Compliant
B2.02.14	Bedroom 1	0.00	Non-Compliant	-	0.00	Non-Compliant	-
B2.02.14	Bedroom 2	2.60	Minimum	-	2.60	Minimum	-
B2.02.15	LKD	1.50	Minimum	Compliant	1.50	Minimum	Compliant
B2.02.15	Bedroom 1	0.90	Non-Compliant	-	0.90	Non-Compliant	-
B2.02.15	Bedroom 2	0.00	Non-Compliant	-	0.00	Non-Compliant	-
B2.02.16	LKD	0.90	Non-Compliant	Non-Compliant	0.90	Non-Compliant	Non-Compliant
B2.02.16	Bedroom 1	0.60	Non-Compliant	-	0.60	Non-Compliant	-
B2.02.17	LKD	0.90	Non-Compliant	Non-Compliant	0.90	Non-Compliant	Non-Compliant
B2.02.17	Bedroom 1	0.60	Non-Compliant	-	0.60	Non-Compliant	-
B2.02.18	LKD	2.50	Minimum	Compliant	2.50	Minimum	Compliant
B2.02.18	Bedroom 1	0.60	Non-Compliant	-	0.60	Non-Compliant	-
B2.02.18	Bedroom 2	2.20	Minimum	-	2.20	Minimum	-

\* Rooms are tested with deciduous trees as opaque objects and without deciduous trees to account for the range of possible sunlight hours.  
 \*\* The BRE Guidelines recommend that for a unit to be compliant any room within the unit should receive a minimum of 1.5 hours of direct sunlight on March 21st, preferably a main living room. The SE circa compliance rates across the entire scheme can be found in section 8.1.2 on page 162.  
 \*\*\* For the interpretation of levels of Sunlight Exposure please refer to “4.3 Definition of Levels of Sunlight Exposure” on page 10.

Figure 7.35: Floor plan of assessed building (L), Keyplan highlighting the assessed building (R).



### 7.2.35 Block B2

Table No. 7.36: Sunlight Exposure Results: Block B2, Second Floor

Unit Number	Room Description	Deciduous Trees as Opaque Objects*			Without Deciduous Trees*		
		SE Hours on March 21st	Level of SE on March 21st***	Unit compliance based on highest performing room**	SE Hours on March 21st	Level of SE on March 21st***	Unit compliance based on highest performing room**
B2.02.05	LKD	2.50	Minimum	Compliant	2.50	Minimum	Compliant
B2.02.05	Bedroom 1	0.00	Non-Compliant	-	0.00	Non-Compliant	-
B2.02.05	Bedroom 2	0.00	Non-Compliant	-	0.00	Non-Compliant	-
B2.02.06	LKD	2.30	Minimum	-	2.30	Minimum	-
B2.02.06	Bedroom 1	6.00	High	Compliant	6.00	High	Compliant
B2.02.06	Bedroom 2	4.80	High	-	4.80	High	-
B2.02.07	LKD	8.20	High	Compliant	8.20	High	Compliant
B2.02.07	Bedroom 1	1.90	Minimum	-	1.90	Minimum	-
B2.02.07	Bedroom 2	6.80	High	-	6.80	High	-
B2.02.08	LKD	0.00	Non-Compliant	Non-Compliant	0.00	Non-Compliant	Non-Compliant
B2.02.08	Bedroom 1	0.00	Non-Compliant	Non-Compliant	0.00	Non-Compliant	Non-Compliant
B2.02.09	LKD	0.00	Non-Compliant	Non-Compliant	0.00	Non-Compliant	Non-Compliant
B2.02.09	Bedroom 1	0.00	Non-Compliant	Non-Compliant	0.00	Non-Compliant	Non-Compliant
B2.02.10	LKD	0.00	Non-Compliant	Non-Compliant	0.00	Non-Compliant	Non-Compliant
B2.02.10	Bedroom 1	0.00	Non-Compliant	Non-Compliant	0.00	Non-Compliant	Non-Compliant
B2.02.11	LKD	0.00	Non-Compliant	-	0.00	Non-Compliant	-
B2.02.11	Bedroom 1	1.40	Non-Compliant	-	1.40	Non-Compliant	-
B2.02.11	Bedroom 2	2.10	Minimum	Compliant	2.10	Minimum	Compliant

\* Rooms are tested with deciduous trees as opaque objects and without deciduous trees to account for the range of possible sunlight hours.  
 \*\* The BRE Guidelines recommend that for a unit to be compliant any room within the unit should receive a minimum of 1.5 hours of direct sunlight on March 21st, preferably a main living room. The SE circa compliance rates across the entire scheme can be found in section 8.1.2 on page 162.  
 \*\*\* For the interpretation of levels of Sunlight Exposure please refer to "4.3 Definition of Levels of Sunlight Exposure" on page 10.

Figure 7.36: Floor plan of assessed building (L), Keyplan highlighting the assessed building (R).



### 7.2.36 Block B2

Table No. 7.37: Sunlight Exposure Results: Block B2, Third Floor

Unit Number	Room Description	Deciduous Trees as Opaque Objects*			Without Deciduous Trees*		
		SE Hours on March 21st	Level of SE on March 21st***	Unit compliance based on highest performing room**	SE Hours on March 21st	Level of SE on March 21st***	Unit compliance based on highest performing room**
B2.03.01	LKD	8.90	High	Compliant	8.90	High	Compliant
B2.03.01	Bedroom 1	0.90	Non-Compliant	-	0.90	Non-Compliant	-
B2.03.01	Bedroom 2	5.90	High	-	5.90	High	-
B2.03.02	LKD	1.80	Minimum	Compliant	1.80	Minimum	Compliant
B2.03.02	Bedroom 1	0.60	Non-Compliant	-	0.60	Non-Compliant	-
B2.03.03	LKD	1.80	Minimum	Compliant	1.80	Minimum	Compliant
B2.03.03	Bedroom 1	1.60	Minimum	-	1.60	Minimum	-
B2.03.04	LKD	0.00	Non-Compliant	-	0.00	Non-Compliant	-
B2.03.04	Bedroom 1	4.90	High	Compliant	4.90	High	Compliant
B2.03.04	Bedroom 2	0.00	Non-Compliant	-	0.00	Non-Compliant	-
B2.03.12	LKD	1.00	Non-Compliant	Non-Compliant	1.00	Non-Compliant	Non-Compliant
B2.03.12	Bedroom 1	0.00	Non-Compliant	-	0.00	Non-Compliant	-
B2.03.13	LKD	1.60	Minimum	-	1.60	Minimum	-
B2.03.13	Bedroom 1	2.20	Minimum	Compliant	2.20	Minimum	Compliant
B2.03.14	LKD	3.80	Medium	Compliant	3.80	Medium	Compliant
B2.03.14	Bedroom 1	0.00	Non-Compliant	-	0.00	Non-Compliant	-
B2.03.14	Bedroom 2	3.40	Medium	-	3.40	Medium	-
B2.03.15	LKD	1.50	Minimum	Compliant	1.50	Minimum	Compliant
B2.03.15	Bedroom 1	0.90	Non-Compliant	-	0.90	Non-Compliant	-
B2.03.15	Bedroom 2	0.00	Non-Compliant	-	0.00	Non-Compliant	-
B2.03.16	LKD	0.90	Non-Compliant	Non-Compliant	0.90	Non-Compliant	Non-Compliant
B2.03.16	Bedroom 1	0.60	Non-Compliant	-	0.60	Non-Compliant	-
B2.03.17	LKD	0.90	Non-Compliant	Non-Compliant	0.90	Non-Compliant	Non-Compliant
B2.03.17	Bedroom 1	0.60	Non-Compliant	-	0.60	Non-Compliant	-
B2.03.18	LKD	2.50	Minimum	Compliant	2.50	Minimum	Compliant
B2.03.18	Bedroom 1	0.60	Non-Compliant	-	0.60	Non-Compliant	-
B2.03.18	Bedroom 2	2.20	Minimum	-	2.20	Minimum	-

\* Rooms are tested with deciduous trees as opaque objects and without deciduous trees to account for the range of possible sunlight hours.  
 \*\* The BRE Guidelines recommend that for a unit to be compliant any room within the unit should receive a minimum of 1.5 hours of direct sunlight on March 21st, preferably a main living room. The SE circa compliance rates across the entire scheme can be found in section 8.1.2 on page 162.  
 \*\*\* For the interpretation of levels of Sunlight Exposure please refer to "4.3 Definition of Levels of Sunlight Exposure" on page 10.

Figure 7.37: Floor plan of assessed building (L), Keyplan highlighting the assessed building (R).



### 7.2.37 Block B2

Table No. 7.38: Sunlight Exposure Results: Block B2, Third Floor

Unit Number	Room Description	Deciduous Trees as Opaque Objects*			Without Deciduous Trees*		
		SE Hours on March 21st	Level of SE on March 21st***	Unit compliance based on highest performing room**	SE Hours on March 21st	Level of SE on March 21st***	Unit compliance based on highest performing room**
B2.03.05	LKD	7.80	High	Compliant	7.80	High	Compliant
B2.03.05	Bedroom 1	0.00	Non-Compliant	-	0.00	Non-Compliant	-
B2.03.05	Bedroom 2	0.00	Non-Compliant	-	0.00	Non-Compliant	-
B2.03.06	LKD	7.90	High	Compliant	7.90	High	Compliant
B2.03.06	Bedroom 1	7.80	High	-	7.80	High	-
B2.03.06	Bedroom 2	7.00	High	-	7.00	High	-
B2.03.07	LKD	8.40	High	Compliant	8.40	High	Compliant
B2.03.07	Bedroom 1	2.90	Minimum	-	2.90	Minimum	-
B2.03.07	Bedroom 2	7.80	High	-	7.80	High	-
B2.03.08	LKD	3.00	Medium	Compliant	3.00	Medium	Compliant
B2.03.08	Bedroom 1	2.90	Minimum	-	2.90	Minimum	-
B2.03.09	LKD	3.10	Medium	Compliant	3.10	Medium	Compliant
B2.03.09	Bedroom 1	2.90	Minimum	-	2.90	Minimum	-
B2.03.10	LKD	3.10	Medium	Compliant	3.10	Medium	Compliant
B2.03.10	Bedroom 1	2.90	Minimum	-	2.90	Minimum	-
B2.03.11	LKD	0.00	Non-Compliant	-	0.00	Non-Compliant	-
B2.03.11	Bedroom 1	2.90	Minimum	-	2.90	Minimum	-
B2.03.11	Bedroom 2	3.40	Medium	Compliant	3.40	Medium	Compliant

\* Rooms are tested with deciduous trees as opaque objects and without deciduous trees to account for the range of possible sunlight hours.  
 \*\* The BRE Guidelines recommend that for a unit to be compliant any room within the unit should receive a minimum of 1.5 hours of direct sunlight on March 21st, preferably a main living room. The SE circa compliance rates across the entire scheme can be found in section 8.1.2 on page 162.  
 \*\*\* For the interpretation of levels of Sunlight Exposure please refer to "4.3 Definition of Levels of Sunlight Exposure" on page 10.

Figure 7.38: Floor plan of assessed building (L), Keyplan highlighting the assessed building (R).



### 7.2.38 Block B2

Table No. 7.39: Sunlight Exposure Results: Block B2, Fourth Floor

Unit Number	Room Description	Deciduous Trees as Opaque Objects*			Without Deciduous Trees*		
		SE Hours on March 21st	Level of SE on March 21st***	Unit compliance based on highest performing room**	SE Hours on March 21st	Level of SE on March 21st***	Unit compliance based on highest performing room**
B2.04.01	LKD	6.30	High	Compliant	6.30	High	Compliant
B2.04.01	Bedroom 1	0.90	Non-Compliant	-	0.90	Non-Compliant	-
B2.04.01	Bedroom 2	5.90	High	-	5.90	High	-
B2.04.02	LKD	1.80	Minimum	Compliant	1.80	Minimum	Compliant
B2.04.02	Bedroom 1	1.60	Minimum	-	1.60	Minimum	-
B2.04.03	LKD	7.30	High	Compliant	7.30	High	Compliant
B2.04.03	Bedroom 1	5.70	High	-	5.70	High	-
B2.04.04	LKD	1.80	Minimum	Compliant	1.80	Minimum	Compliant
B2.04.04	Bedroom 1	1.10	Non-Compliant	-	1.10	Non-Compliant	-
B2.04.04	Bedroom 2	0.00	Non-Compliant	-	0.00	Non-Compliant	-
B2.04.09	LKD	1.20	Non-Compliant	Non-Compliant	1.20	Non-Compliant	Non-Compliant
B2.04.09	Bedroom 1	0.00	Non-Compliant	-	0.00	Non-Compliant	-
B2.04.10	LKD	1.80	Minimum	-	1.80	Minimum	-
B2.04.10	Bedroom 1	2.40	Minimum	Compliant	2.40	Minimum	Compliant
B2.04.11	LKD	3.80	Medium	Compliant	3.80	Medium	Compliant
B2.04.11	Bedroom 1	0.00	Non-Compliant	-	0.00	Non-Compliant	-
B2.04.11	Bedroom 2	3.40	Medium	-	3.40	Medium	-
B2.04.12	LKD	1.50	Minimum	Compliant	1.50	Minimum	Compliant
B2.04.12	Bedroom 2	0.00	Non-Compliant	-	0.00	Non-Compliant	-
B2.04.13	LKD	0.90	Non-Compliant	Non-Compliant	0.90	Non-Compliant	Non-Compliant
B2.04.13	Bedroom 1	0.90	Non-Compliant	Non-Compliant	0.90	Non-Compliant	Non-Compliant
B2.04.14	LKD	0.90	Non-Compliant	Non-Compliant	0.90	Non-Compliant	Non-Compliant
B2.04.14	Bedroom 1	0.60	Non-Compliant	-	0.60	Non-Compliant	-
B2.04.14	Bedroom 1	0.60	Non-Compliant	-	0.60	Non-Compliant	-
B2.04.15	LKD	2.50	Minimum	Compliant	2.50	Minimum	Compliant
B2.04.15	Bedroom 1	0.60	Non-Compliant	-	0.60	Non-Compliant	-
B2.04.15	Bedroom 2	2.20	Minimum	-	2.20	Minimum	-

\* Rooms are tested with deciduous trees as opaque objects and without deciduous trees to account for the range of possible sunlight hours.  
 \*\* The BRE Guidelines recommend that for a unit to be compliant any room within the unit should receive a minimum of 1.5 hours of direct sunlight on March 21st, preferably a main living room. The SE circa compliance rates across the entire scheme can be found in section 8.1.2 on page 162.  
 \*\*\* For the interpretation of levels of Sunlight Exposure please refer to "4.3 Definition of Levels of Sunlight Exposure" on page 10.

Figure 7.39: Floor plan of assessed building (L), Keyplan highlighting the assessed building (R).



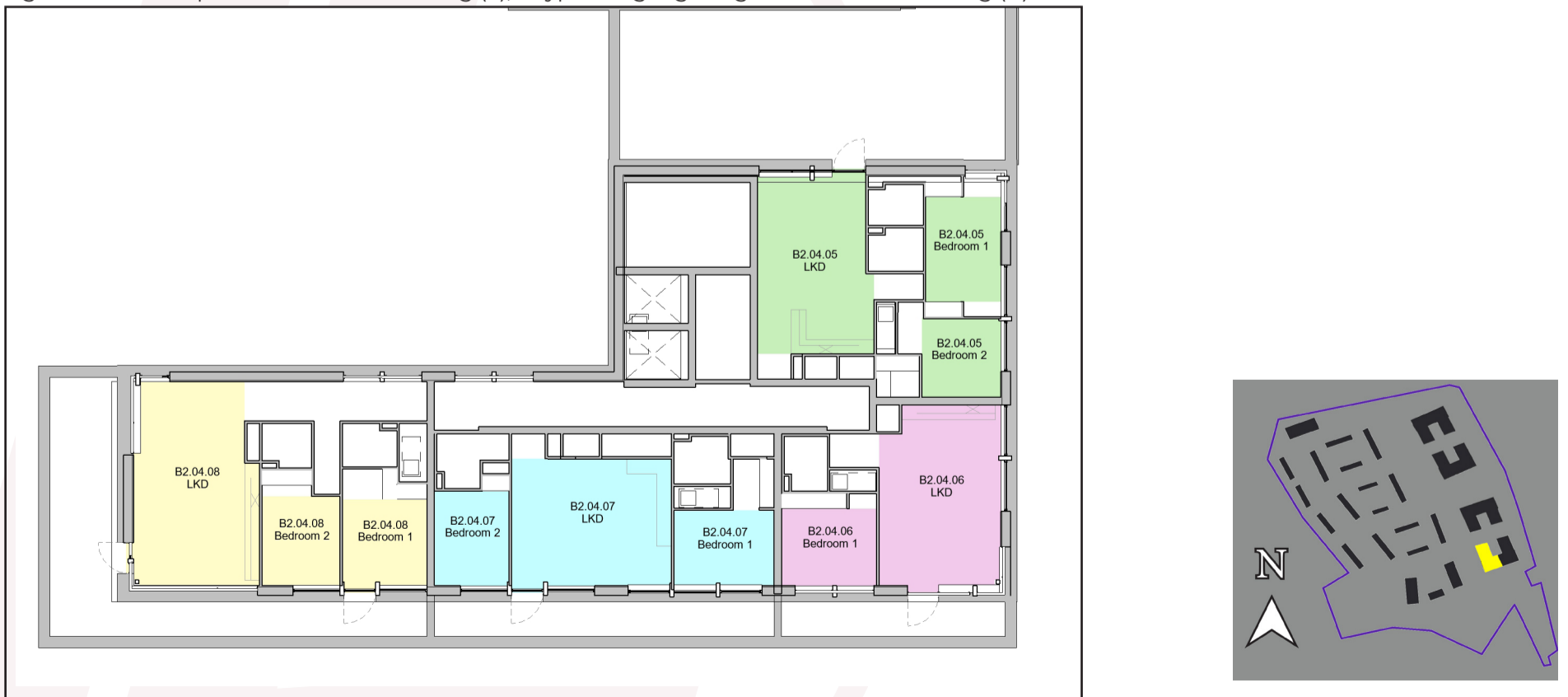
### 7.2.39 Block B2

Table No. 7.40: Sunlight Exposure Results: Block B2, Fourth Floor

Unit Number	Room Description	Deciduous Trees as Opaque Objects*			Without Deciduous Trees*		
		SE Hours on March 21st	Level of SE on March 21st***	Unit compliance based on highest performing room**	SE Hours on March 21st	Level of SE on March 21st***	Unit compliance based on highest performing room**
B2.04.05	LKD	1.40	Non-Compliant	-	1.40	Non-Compliant	-
B2.04.05	Bedroom 1	7.80	High	Compliant	7.80	High	Compliant
B2.04.05	Bedroom 2	7.00	High	-	7.00	High	-
B2.04.06	LKD	8.80	High	Compliant	8.80	High	Compliant
B2.04.06	Bedroom 1	3.80	Medium	-	3.80	Medium	-
B2.04.07	LKD	4.10	High	Compliant	4.10	High	Compliant
B2.04.07	Bedroom 1	3.90	Medium	-	3.90	Medium	-
B2.04.07	Bedroom 2	4.00	High	-	4.00	High	-
B2.04.08	LKD	4.90	High	Compliant	4.90	High	Compliant
B2.04.08	Bedroom 1	4.10	High	-	4.10	High	-
B2.04.08	Bedroom 2	4.00	High	-	4.00	High	-

\* Rooms are tested with deciduous trees as opaque objects and without deciduous trees to account for the range of possible sunlight hours.  
 \*\* The BRE Guidelines recommend that for a unit to be compliant any room within the unit should receive a minimum of 1.5 hours of direct sunlight on March 21st, preferably a main living room. The SE circa compliance rates across the entire scheme can be found in section 8.1.2 on page 162.  
 \*\*\* For the interpretation of levels of Sunlight Exposure please refer to "4.3 Definition of Levels of Sunlight Exposure" on page 10.

Figure 7.40: Floor plan of assessed building (L), Keyplan highlighting the assessed building (R).



### 7.2.40 Block B2

Table No. 7.41: Sunlight Exposure Results: Block B2, Fifth Floor

Unit Number	Room Description	Deciduous Trees as Opaque Objects*			Without Deciduous Trees*		
		SE Hours on March 21st	Level of SE on March 21st***	Unit compliance based on highest performing room**	SE Hours on March 21st	Level of SE on March 21st***	Unit compliance based on highest performing room**
B2.05.01	LKD	6.30	High	Compliant	6.30	High	Compliant
B2.05.01	Bedroom 1	0.90	Non-Compliant	-	0.90	Non-Compliant	-
B2.05.01	Bedroom 2	5.90	High	-	5.90	High	-
B2.05.02	LKD	1.80	Minimum	Compliant	1.80	Minimum	Compliant
B2.05.02	Bedroom 1	1.60	Minimum	-	1.60	Minimum	-
B2.05.03	LKD	7.30	High	Compliant	7.30	High	Compliant
B2.05.03	Bedroom 1	5.80	High	-	5.80	High	-
B2.05.03	Bedroom 2	4.30	High	-	4.30	High	-
B2.05.04	LKD	1.80	Minimum	Compliant	1.80	Minimum	Compliant
B2.05.04	Bedroom 1	0.00	Non-Compliant	-	0.00	Non-Compliant	-
B2.05.05	LKD	1.20	Non-Compliant	Non-Compliant	1.20	Non-Compliant	Non-Compliant
B2.05.05	Bedroom 1	0.00	Non-Compliant	-	0.00	Non-Compliant	-
B2.05.06	LKD	1.80	Minimum	-	1.80	Minimum	-
B2.05.06	Bedroom 1	2.40	Minimum	Compliant	2.40	Minimum	Compliant
B2.05.07	LKD	4.30	High	Compliant	4.30	High	Compliant
B2.05.07	Bedroom 1	0.00	Non-Compliant	-	0.00	Non-Compliant	-
B2.05.07	Bedroom 2	3.40	Medium	-	3.40	Medium	-
B2.05.08	LKD	2.10	Minimum	Compliant	2.10	Minimum	Compliant
B2.05.08	Bedroom 1	1.00	Non-Compliant	-	1.00	Non-Compliant	-
B2.05.08	Bedroom 2	0.00	Non-Compliant	-	0.00	Non-Compliant	-
B2.05.09	LKD	0.90	Non-Compliant	Non-Compliant	0.90	Non-Compliant	Non-Compliant
B2.05.09	Bedroom 1	0.60	Non-Compliant	-	0.60	Non-Compliant	-
B2.05.10	LKD	1.00	Non-Compliant	Non-Compliant	1.00	Non-Compliant	Non-Compliant
B2.05.10	Bedroom 1	0.60	Non-Compliant	-	0.60	Non-Compliant	-
B2.05.11	LKD	2.50	Minimum	Compliant	2.50	Minimum	Compliant
B2.05.11	Bedroom 1	0.60	Non-Compliant	-	0.60	Non-Compliant	-
B2.05.11	Bedroom 2	2.20	Minimum	-	2.20	Minimum	-

\* Rooms are tested with deciduous trees as opaque objects and without deciduous trees to account for the range of possible sunlight hours.  
 \*\* The BRE Guidelines recommend that for a unit to be compliant any room within the unit should receive a minimum of 1.5 hours of direct sunlight on March 21st, preferably a main living room. The SE circa compliance rates across the entire scheme can be found in section 8.1.2 on page 162.  
 \*\*\* For the interpretation of levels of Sunlight Exposure please refer to "4.3 Definition of Levels of Sunlight Exposure" on page 10.

Figure 7.41: Floor plan of assessed building (L), Keyplan highlighting the assessed building (R).





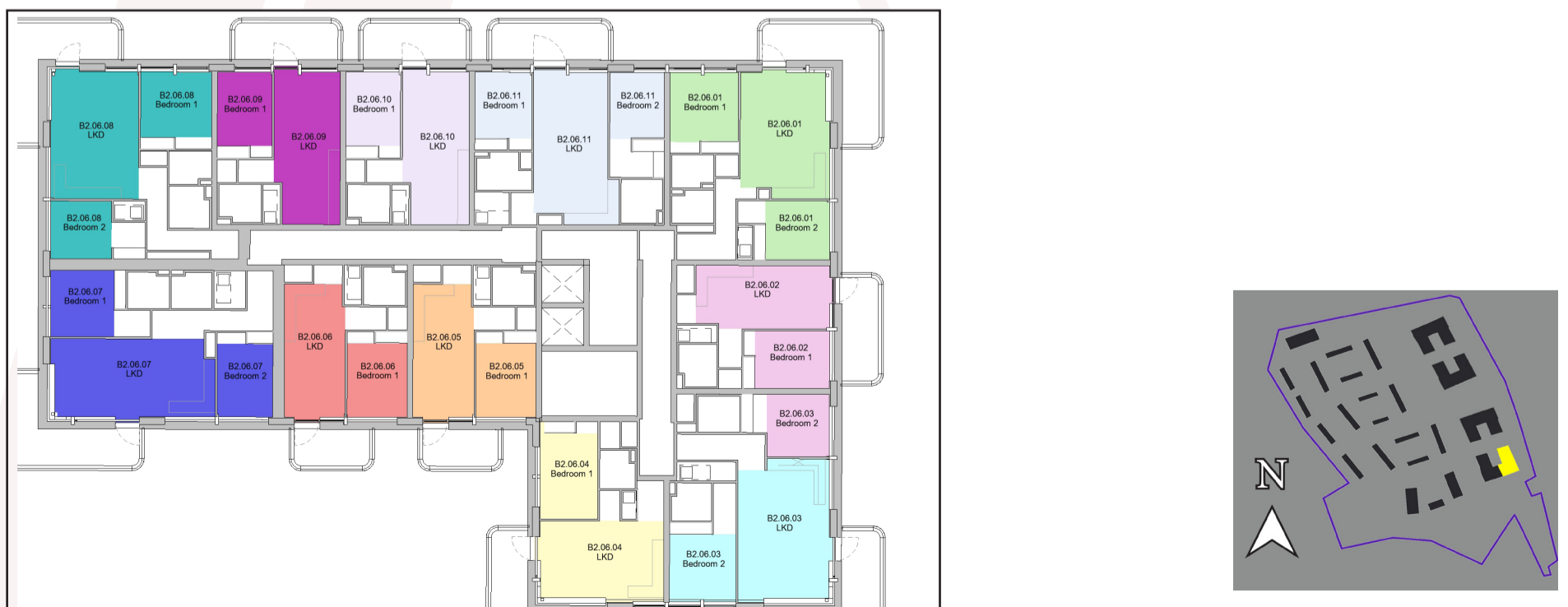
### 7.2.41 Block B2

Table No. 7.42: Sunlight Exposure Results: Block B2, Sixth Floor

Unit Number	Room Description	Deciduous Trees as Opaque Objects*			Without Deciduous Trees*		
		SE Hours on March 21st	Level of SE on March 21st***	Unit compliance based on highest performing room**	SE Hours on March 21st	Level of SE on March 21st***	Unit compliance based on highest performing room**
B2.06.01	LKD	6.30	High	Compliant	6.30	High	Compliant
B2.06.01	Bedroom 1	0.90	Non-Compliant	-	0.90	Non-Compliant	-
B2.06.01	Bedroom 2	5.90	High	-	5.90	High	-
B2.06.02	LKD	1.80	Minimum	Compliant	1.80	Minimum	Compliant
B2.06.02	Bedroom 1	1.60	Minimum	-	1.60	Minimum	-
B2.06.03	LKD	5.80	High	-	5.80	High	-
B2.06.03	Bedroom 1	7.40	High	Compliant	7.40	High	Compliant
B2.06.03	Bedroom 2	4.30	High	-	4.30	High	-
B2.06.04	LKD	1.80	Minimum	Compliant	1.80	Minimum	Compliant
B2.06.04	Bedroom 1	0.00	Non-Compliant	-	0.00	Non-Compliant	-
B2.06.05	LKD	1.20	Non-Compliant	Non-Compliant	1.20	Non-Compliant	Non-Compliant
B2.06.05	Bedroom 1	0.00	Non-Compliant	-	0.00	Non-Compliant	-
B2.06.06	LKD	3.00	Medium	Compliant	3.00	Medium	Compliant
B2.06.06	Bedroom 1	2.40	Minimum	-	2.40	Minimum	-
B2.06.07	LKD	4.50	High	Compliant	4.50	High	Compliant
B2.06.07	Bedroom 1	0.00	Non-Compliant	-	0.00	Non-Compliant	-
B2.06.07	Bedroom 2	4.10	High	-	4.10	High	-
B2.06.08	LKD	0.00	Non-Compliant	-	0.00	Non-Compliant	-
B2.06.08	Bedroom 1	1.50	Minimum	Compliant	1.50	Minimum	Compliant
B2.06.08	Bedroom 2	0.00	Non-Compliant	-	0.00	Non-Compliant	-
B2.06.09	LKD	2.50	Minimum	Compliant	2.50	Minimum	Compliant
B2.06.09	Bedroom 1	2.40	Minimum	-	2.40	Minimum	-
B2.06.10	LKD	0.90	Non-Compliant	-	0.90	Non-Compliant	-
B2.06.10	Bedroom 1	2.30	Minimum	Compliant	2.30	Minimum	Compliant
B2.06.11	LKD	2.50	Minimum	Compliant	2.50	Minimum	Compliant
B2.06.11	Bedroom 1	0.60	Non-Compliant	-	0.60	Non-Compliant	-
B2.06.11	Bedroom 2	2.20	Minimum	-	2.20	Minimum	-

\* Rooms are tested with deciduous trees as opaque objects and without deciduous trees to account for the range of possible sunlight hours.  
 \*\* The BRE Guidelines recommend that for a unit to be compliant any room within the unit should receive a minimum of 1.5 hours of direct sunlight on March 21st, preferably a main living room. The SE circa compliance rates across the entire scheme can be found in section 8.1.2 on page 162.  
 \*\*\* For the interpretation of levels of Sunlight Exposure please refer to "4.3 Definition of Levels of Sunlight Exposure" on page 10.

Figure 7.42: Floor plan of assessed building (L), Keyplan highlighting the assessed building (R).



### 7.2.42 Block B2

Table No. 7.43: Sunlight Exposure Results: Block B2, Seventh Floor							
Unit Number	Room Description	Deciduous Trees as Opaque Objects*			Without Deciduous Trees*		
		SE Hours on March 21st	Level of SE on March 21st***	Unit compliance based on highest performing room**	SE Hours on March 21st	Level of SE on March 21st***	Unit compliance based on highest performing room**
B2.07.01	LKD	6.30	High	Compliant	6.30	High	Compliant
B2.07.01	Bedroom 1	0.90	Non-Compliant	-	0.90	Non-Compliant	-
B2.07.01	Bedroom 2	5.90	High	-	5.90	High	-
B2.07.02	LKD	1.80	Minimum	Compliant	1.80	Minimum	Compliant
B2.07.02	Bedroom 1	1.60	Minimum	-	1.60	Minimum	-
B2.07.03	LKD	5.80	High	-	5.80	High	-
B2.07.03	Bedroom 1	4.30	High	-	4.30	High	-
B2.07.03	Bedroom 2	7.40	High	Compliant	7.40	High	Compliant
B2.07.04	LKD	1.80	Minimum	Compliant	1.80	Minimum	Compliant
B2.07.04	Bedroom 1	0.00	Non-Compliant	-	0.00	Non-Compliant	-
B2.07.05	LKD	2.20	Minimum	Compliant	2.20	Minimum	Compliant
B2.07.05	Bedroom 1	0.00	Non-Compliant	-	0.00	Non-Compliant	-

\* Rooms are tested with deciduous trees as opaque objects and without deciduous trees to account for the range of possible sunlight hours.  
 \*\* The BRE Guidelines recommend that for a unit to be compliant any room within the unit should receive a minimum of 1.5 hours of direct sunlight on March 21st, preferably a main living room. The SE circa compliance rates across the entire scheme can be found in section 8.1.2 on page 162.  
 \*\*\* For the interpretation of levels of Sunlight Exposure please refer to "4.3 Definition of Levels of Sunlight Exposure" on page 10.

Figure 7.43: Floor plan of assessed building (L), Keyplan highlighting the assessed building (R).



### 7.2.43 Block B2

Table No. 7.44: Sunlight Exposure Results: Block B2, Eighth Floor

Unit Number	Room Description	Deciduous Trees as Opaque Objects*			Without Deciduous Trees*		
		SE Hours on March 21st	Level of SE on March 21st***	Unit compliance based on highest performing room**	SE Hours on March 21st	Level of SE on March 21st***	Unit compliance based on highest performing room**
B2.08.01	LKD	6.40	High	Compliant	6.40	High	Compliant
B2.08.01	Bedroom 1	0.90	Non-Compliant	-	0.90	Non-Compliant	-
B2.08.01	Bedroom 2	5.90	High	-	5.90	High	-
B2.08.02	LKD	1.80	Minimum	Compliant	1.80	Minimum	Compliant
B2.08.02	Bedroom 1	1.60	Minimum	-	1.60	Minimum	-
B2.08.03	LKD	5.80	High	-	5.80	High	-
B2.08.03	Bedroom 1	4.60	High	-	4.60	High	-
B2.08.03	Bedroom 2	7.50	High	Compliant	7.50	High	Compliant
B2.08.04	LKD	1.80	Minimum	Compliant	1.80	Minimum	Compliant
B2.08.04	Bedroom 1	0.00	Non-Compliant	-	0.00	Non-Compliant	-
B2.08.05	LKD	2.40	Minimum	Compliant	2.40	Minimum	Compliant
B2.08.05	Bedroom 1	0.00	Non-Compliant	-	0.00	Non-Compliant	-

\* Rooms are tested with deciduous trees as opaque objects and without deciduous trees to account for the range of possible sunlight hours.  
 \*\* The BRE Guidelines recommend that for a unit to be compliant any room within the unit should receive a minimum of 1.5 hours of direct sunlight on March 21st, preferably a main living room. The SE circa compliance rates across the entire scheme can be found in section 8.1.2 on page 162.  
 \*\*\* For the interpretation of levels of Sunlight Exposure please refer to "4.3 Definition of Levels of Sunlight Exposure" on page 10.

Figure 7.44: Floor plan of assessed building (L), Keyplan highlighting the assessed building (R).



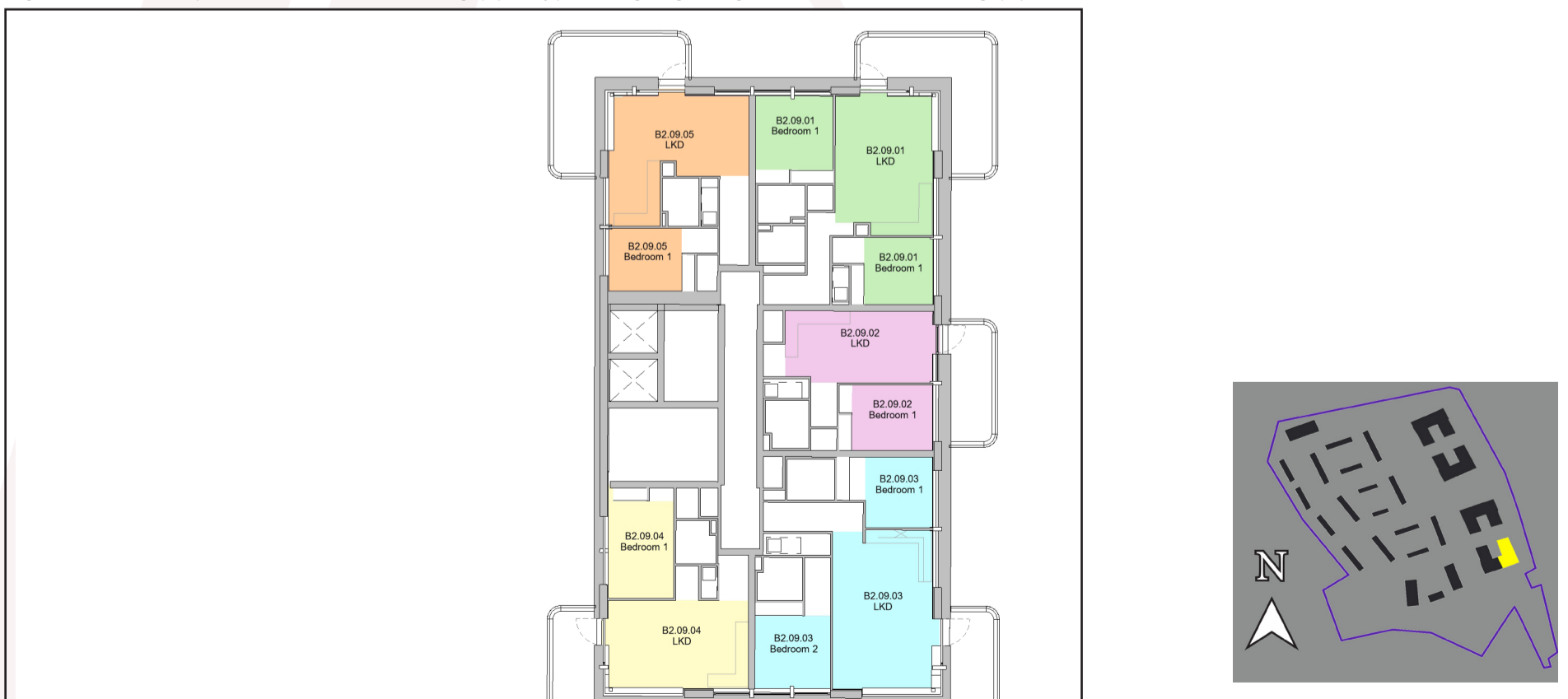
### 7.2.44 Block B2

Table No. 7.45: Sunlight Exposure Results: Block B2, Ninth Floor

Unit Number	Room Description	Deciduous Trees as Opaque Objects*			Without Deciduous Trees*		
		SE Hours on March 21st	Level of SE on March 21st***	Unit compliance based on highest performing room**	SE Hours on March 21st	Level of SE on March 21st***	Unit compliance based on highest performing room**
B2.09.01	LKD	7.80	High	Compliant	7.80	High	Compliant
B2.09.01	Bedroom 1	2.40	Minimum	-	2.40	Minimum	-
B2.09.01	Bedroom 1	7.30	High	-	7.30	High	-
B2.09.02	LKD	8.00	High	Compliant	8.00	High	Compliant
B2.09.02	Bedroom 1	7.30	High	-	7.30	High	-
B2.09.03	LKD	8.30	High	Compliant	8.30	High	Compliant
B2.09.03	Bedroom 1	7.80	High	-	7.80	High	-
B2.09.03	Bedroom 2	4.40	High	-	4.40	High	-
B2.09.04	LKD	4.70	High	Compliant	4.70	High	Compliant
B2.09.04	Bedroom 1	0.00	Non-Compliant	-	0.00	Non-Compliant	-
B2.09.05	LKD	2.30	Minimum	Compliant	2.30	Minimum	Compliant
B2.09.05	Bedroom 1	0.00	Non-Compliant	-	0.00	Non-Compliant	-

\* Rooms are tested with deciduous trees as opaque objects and without deciduous trees to account for the range of possible sunlight hours.  
 \*\* The BRE Guidelines recommend that for a unit to be compliant any room within the unit should receive a minimum of 1.5 hours of direct sunlight on March 21st, preferably a main living room. The SE circa compliance rates across the entire scheme can be found in section 8.1.2 on page 162.  
 \*\*\* For the interpretation of levels of Sunlight Exposure please refer to "4.3 Definition of Levels of Sunlight Exposure" on page 10.

Figure 7.45: Floor plan of assessed building (L), Keyplan highlighting the assessed building (R).



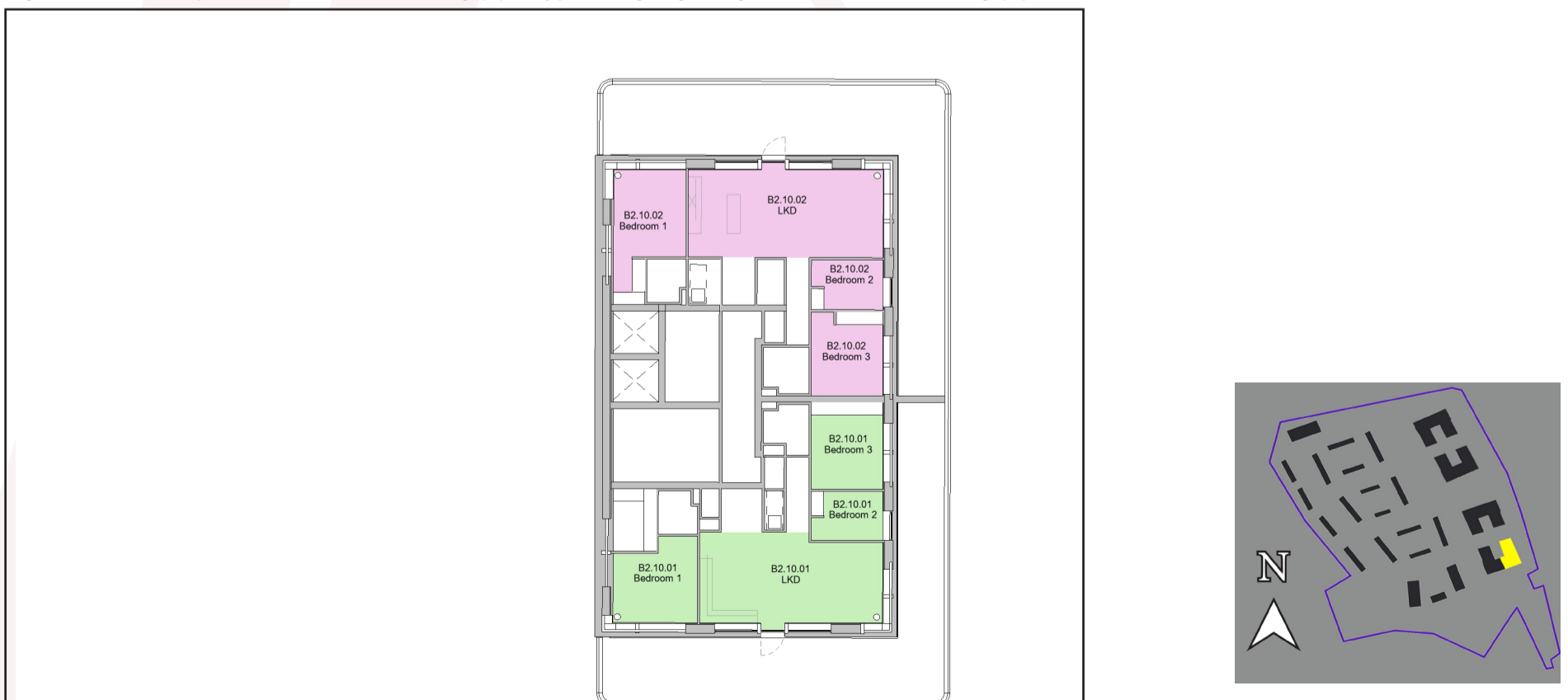
### 7.2.45 Block B2

Table No. 7.46: Sunlight Exposure Results: Block B2, Tenth Floor

Unit Number	Room Description	Deciduous Trees as Opaque Objects*			Without Deciduous Trees*		
		SE Hours on March 21st	Level of SE on March 21st***	Unit compliance based on highest performing room**	SE Hours on March 21st	Level of SE on March 21st***	Unit compliance based on highest performing room**
B2.10.01	LKD	1.60	Minimum	Compliant	1.60	Minimum	Compliant
B2.10.01	Bedroom 1	0.90	Non-Compliant	-	0.90	Non-Compliant	-
B2.10.01	Bedroom 2	0.30	Non-Compliant	-	0.30	Non-Compliant	-
B2.10.01	Bedroom 3	0.30	Non-Compliant	-	0.30	Non-Compliant	-
B2.10.02	LKD	0.40	Non-Compliant	Non-Compliant	0.40	Non-Compliant	Non-Compliant
B2.10.02	Bedroom 1	0.00	Non-Compliant	-	0.00	Non-Compliant	-
B2.10.02	Bedroom 2	0.30	Non-Compliant	-	0.30	Non-Compliant	-
B2.10.02	Bedroom 3	0.30	Non-Compliant	-	0.30	Non-Compliant	-

\* Rooms are tested with deciduous trees as opaque objects and without deciduous trees to account for the range of possible sunlight hours.  
 \*\* The BRE Guidelines recommend that for a unit to be compliant any room within the unit should receive a minimum of 1.5 hours of direct sunlight on March 21st, preferably a main living room. The SE circa compliance rates across the entire scheme can be found in section 8.1.2 on page 162.  
 \*\*\* For the interpretation of levels of Sunlight Exposure please refer to "4.3 Definition of Levels of Sunlight Exposure" on page 10.

Figure 7.46: Floor plan of assessed building (L), Keyplan highlighting the assessed building (R).



### 7.2.46 Block C

Table No. 7.47: Sunlight Exposure Results: Block C, First Floor

Unit Number	Room Description	Deciduous Trees as Opaque Objects*			Without Deciduous Trees*		
		SE Hours on March 21st	Level of SE on March 21st***	Unit compliance based on highest performing room**	SE Hours on March 21st	Level of SE on March 21st***	Unit compliance based on highest performing room**
0101	LKD	1.50	Minimum	Compliant	1.50	Minimum	Compliant
0101	Bedroom 1	0.70	Non-Compliant	-	0.70	Non-Compliant	-
0101	Bedroom 2	0.70	Non-Compliant	-	0.70	Non-Compliant	-
0102	LKD	1.50	Minimum	Compliant	1.50	Minimum	Compliant
0102	Bedroom 1	0.40	Non-Compliant	-	0.40	Non-Compliant	-
0103	LKD	1.70	Minimum	Compliant	1.70	Minimum	Compliant
0103	Bedroom 1	0.50	Non-Compliant	-	0.50	Non-Compliant	-
0104	LKD	2.30	Minimum	Compliant	2.30	Minimum	Compliant
0104	Bedroom 1	1.10	Non-Compliant	-	1.10	Non-Compliant	-
0105	LKD	7.40	High	Compliant	7.40	High	Compliant
0105	Bedroom 1	1.50	Minimum	-	1.50	Minimum	-
0105	Bedroom 2	1.50	Minimum	-	1.50	Minimum	-
0106	LKD	1.90	Minimum	-	1.90	Minimum	-
0106	Bedroom 1	3.10	Medium	-	3.10	Medium	-
0106	Bedroom 2	3.50	Medium	Compliant	3.50	Medium	Compliant
0107	LKD	3.10	Medium	Compliant	3.10	Medium	Compliant
0107	Bedroom 1	2.00	Minimum	-	2.00	Minimum	-
0108	LKD	3.30	Medium	Compliant	3.30	Medium	Compliant
0108	Bedroom 1	2.10	Minimum	-	2.10	Minimum	-
0109	LKD	8.00	High	Compliant	8.00	High	Compliant
0109	Bedroom 1	1.10	Non-Compliant	-	1.10	Non-Compliant	-
0109	Bedroom 2	1.40	Non-Compliant	-	1.40	Non-Compliant	-

\* Rooms are tested with deciduous trees as opaque objects and without deciduous trees to account for the range of possible sunlight hours.  
 \*\* The BRE Guidelines recommend that for a unit to be compliant any room within the unit should receive a minimum of 1.5 hours of direct sunlight on March 21st, preferably a main living room. The SE circa compliance rates across the entire scheme can be found in section 8.1.2 on page 162.  
 \*\*\* For the interpretation of levels of Sunlight Exposure please refer to "4.3 Definition of Levels of Sunlight Exposure" on page 10.

Figure 7.47: Floor plan of assessed building (L), Keyplan highlighting the assessed building (R).



### 7.2.47 Block C

Table No. 7.48: Sunlight Exposure Results: Block C, First Floor

Unit Number	Room Description	Deciduous Trees as Opaque Objects*			Without Deciduous Trees*		
		SE Hours on March 21st	Level of SE on March 21st***	Unit compliance based on highest performing room**	SE Hours on March 21st	Level of SE on March 21st***	Unit compliance based on highest performing room**
0110	LKD	2.40	Minimum	Compliant	2.40	Minimum	Compliant
0110	Bedroom 1	1.90	Minimum	-	1.90	Minimum	-
0110	Bedroom 2	1.90	Minimum	-	1.90	Minimum	-
0111	LKD	1.70	Minimum	Compliant	1.70	Minimum	Compliant
0111	Bedroom 1	1.20	Non-Compliant	-	1.20	Non-Compliant	-
0112	LKD	0.70	Non-Compliant	Non-Compliant	0.70	Non-Compliant	Non-Compliant
0112	Bedroom 1	0.00	Non-Compliant	-	0.00	Non-Compliant	-
0113	LKD	8.40	High	Compliant	8.40	High	Compliant
0113	Bedroom 1	1.20	Non-Compliant	-	1.20	Non-Compliant	-
0113	Bedroom 2	2.40	Minimum	-	2.40	Minimum	-
0114	LKD	9.30	High	Compliant	9.30	High	Compliant
0114	Bedroom 1	3.50	Medium	-	3.50	Medium	-
0114	Bedroom 2	3.50	Medium	-	3.50	Medium	-
0115	LKD	4.10	High	Compliant	4.10	High	Compliant
0115	Bedroom 1	2.40	Minimum	-	2.40	Minimum	-
0116	LKD	4.00	High	Compliant	4.00	High	Compliant
0116	Bedroom 1	2.40	Minimum	-	2.40	Minimum	-
0117	LKD	4.00	High	Compliant	4.00	High	Compliant
0117	Bedroom 1	2.40	Minimum	-	2.40	Minimum	-
0118	LKD	2.10	Minimum	-	2.10	Minimum	-
0118	Bedroom 1	3.50	Medium	Compliant	3.50	Medium	Compliant
0118	Bedroom 2	0.00	Non-Compliant	-	0.00	Non-Compliant	-

\* Rooms are tested with deciduous trees as opaque objects and without deciduous trees to account for the range of possible sunlight hours.  
 \*\* The BRE Guidelines recommend that for a unit to be compliant any room within the unit should receive a minimum of 1.5 hours of direct sunlight on March 21st, preferably a main living room. The SE circa compliance rates across the entire scheme can be found in section 8.1.2 on page 162.  
 \*\*\* For the interpretation of levels of Sunlight Exposure please refer to "4.3 Definition of Levels of Sunlight Exposure" on page 10.

Figure 7.48: Floor plan of assessed building (L), Keyplan highlighting the assessed building (R).



### 7.2.48 Block C

Table No. 7.49: Sunlight Exposure Results: Block C, Second Floor

Unit Number	Room Description	Deciduous Trees as Opaque Objects*			Without Deciduous Trees*		
		SE Hours on March 21st	Level of SE on March 21st***	Unit compliance based on highest performing room**	SE Hours on March 21st	Level of SE on March 21st***	Unit compliance based on highest performing room**
0201	LKD	1.90	Minimum	Compliant	1.90	Minimum	Compliant
0201	Bedroom 1	1.10	Non-Compliant	-	1.10	Non-Compliant	-
0201	Bedroom 2	1.10	Non-Compliant	-	1.10	Non-Compliant	-
0202	LKD	1.90	Minimum	Compliant	1.90	Minimum	Compliant
0202	Bedroom 1	0.80	Non-Compliant	-	0.80	Non-Compliant	-
0203	LKD	1.80	Minimum	Compliant	1.80	Minimum	Compliant
0203	Bedroom 1	0.80	Non-Compliant	-	0.80	Non-Compliant	-
0204	LKD	2.30	Minimum	Compliant	2.30	Minimum	Compliant
0204	Bedroom 1	1.20	Non-Compliant	-	1.20	Non-Compliant	-
0205	LKD	7.40	High	Compliant	7.40	High	Compliant
0205	Bedroom 1	1.50	Minimum	-	1.50	Minimum	-
0205	Bedroom 2	1.50	Minimum	-	1.50	Minimum	-
0206	LKD	8.10	High	Compliant	8.10	High	Compliant
0206	Bedroom 1	2.80	Minimum	-	2.80	Minimum	-
0206	Bedroom 2	2.80	Minimum	-	2.80	Minimum	-
0207	LKD	3.80	Medium	Compliant	3.80	Medium	Compliant
0207	Bedroom 1	2.60	Minimum	-	2.60	Minimum	-
0208	LKD	3.60	Medium	Compliant	3.60	Medium	Compliant
0208	Bedroom 1	2.70	Minimum	-	2.70	Minimum	-
0209	LKD	2.40	Minimum	-	2.40	Minimum	-
0209	Bedroom 1	4.10	High	Compliant	4.10	High	Compliant
0209	Bedroom 2	4.10	High	Compliant	4.10	High	Compliant

\* Rooms are tested with deciduous trees as opaque objects and without deciduous trees to account for the range of possible sunlight hours.  
 \*\* The BRE Guidelines recommend that for a unit to be compliant any room within the unit should receive a minimum of 1.5 hours of direct sunlight on March 21st, preferably a main living room. The SE circa compliance rates across the entire scheme can be found in section 8.1.2 on page 162.  
 \*\*\* For the interpretation of levels of Sunlight Exposure please refer to "4.3 Definition of Levels of Sunlight Exposure" on page 10.

Figure 7.49: Floor plan of assessed building (L), Keyplan highlighting the assessed building (R).





### 7.2.49 Block C

Table No. 7.50: Sunlight Exposure Results: Block C, Second Floor

Unit Number	Room Description	Deciduous Trees as Opaque Objects*			Without Deciduous Trees*		
		SE Hours on March 21st	Level of SE on March 21st***	Unit compliance based on highest performing room**	SE Hours on March 21st	Level of SE on March 21st***	Unit compliance based on highest performing room**
0210	LKD	2.60	Minimum	Compliant	2.60	Minimum	Compliant
0210	Bedroom 1	2.30	Minimum	-	2.30	Minimum	-
0210	Bedroom 2	2.10	Minimum	-	2.10	Minimum	-
0211	LKD	3.10	Medium	Compliant	3.10	Medium	Compliant
0211	Bedroom 1	1.50	Minimum	-	1.50	Minimum	-
0212	LKD	1.50	Minimum	Compliant	1.50	Minimum	Compliant
0212	Bedroom 1	1.50	Minimum	Compliant	1.50	Minimum	Compliant
0213	LKD	8.40	High	Compliant	8.40	High	Compliant
0213	Bedroom 1	1.50	Minimum	-	1.50	Minimum	-
0213	Bedroom 2	2.40	Minimum	-	2.40	Minimum	-
0214	LKD	9.30	High	Compliant	9.30	High	Compliant
0214	Bedroom 1	3.50	Medium	-	3.50	Medium	-
0214	Bedroom 2	3.50	Medium	-	3.50	Medium	-
0215	LKD	4.10	High	Compliant	4.10	High	Compliant
0215	Bedroom 1	2.40	Minimum	-	2.40	Minimum	-
0216	LKD	4.00	High	Compliant	4.00	High	Compliant
0216	Bedroom 1	2.40	Minimum	-	2.40	Minimum	-
0217	LKD	4.00	High	Compliant	4.00	High	Compliant
0217	Bedroom 1	2.40	Minimum	-	2.40	Minimum	-
0218	LKD	2.10	Minimum	-	2.10	Minimum	-
0218	Bedroom 1	3.50	Medium	Compliant	3.50	Medium	Compliant
0218	Bedroom 2	0.00	Non-Compliant	-	0.00	Non-Compliant	-

\* Rooms are tested with deciduous trees as opaque objects and without deciduous trees to account for the range of possible sunlight hours.  
 \*\* The BRE Guidelines recommend that for a unit to be compliant any room within the unit should receive a minimum of 1.5 hours of direct sunlight on March 21st, preferably a main living room. The SE circa compliance rates across the entire scheme can be found in section 8.1.2 on page 162.  
 \*\*\* For the interpretation of levels of Sunlight Exposure please refer to "4.3 Definition of Levels of Sunlight Exposure" on page 10.

Figure 7.50: Floor plan of assessed building (L), Keyplan highlighting the assessed building (R).



### 7.2.50 Block C

Table No. 7.51: Sunlight Exposure Results: Block C, Third Floor

Unit Number	Room Description	Deciduous Trees as Opaque Objects*			Without Deciduous Trees*		
		SE Hours on March 21st	Level of SE on March 21st***	Unit compliance based on highest performing room**	SE Hours on March 21st	Level of SE on March 21st***	Unit compliance based on highest performing room**
0301	LKD	2.00	Minimum	Compliant	2.00	Minimum	Compliant
0301	Bedroom 1	1.50	Minimum	-	1.50	Minimum	-
0301	Bedroom 2	1.50	Minimum	-	1.50	Minimum	-
0302	LKD	2.30	Minimum	Compliant	2.30	Minimum	Compliant
0302	Bedroom 1	1.20	Non-Compliant	-	1.20	Non-Compliant	-
0303	LKD	2.20	Minimum	Compliant	2.20	Minimum	Compliant
0303	Bedroom 1	1.20	Non-Compliant	-	1.20	Non-Compliant	-
0304	LKD	2.30	Minimum	Compliant	2.30	Minimum	Compliant
0304	Bedroom 1	1.20	Non-Compliant	-	1.20	Non-Compliant	-
0305	LKD	7.50	High	Compliant	7.50	High	Compliant
0305	Bedroom 1	1.50	Minimum	-	1.50	Minimum	-
0305	Bedroom 2	1.50	Minimum	-	1.50	Minimum	-
0306	LKD	9.40	High	Compliant	9.40	High	Compliant
0306	Bedroom 1	4.10	High	-	4.10	High	-
0306	Bedroom 2	4.10	High	-	4.10	High	-
0307	LKD	4.20	High	Compliant	4.20	High	Compliant
0307	Bedroom 1	3.00	Medium	-	3.00	Medium	-
0308	LKD	4.10	High	Compliant	4.10	High	Compliant
0308	Bedroom 1	3.00	Medium	-	3.00	Medium	-
0309	LKD	2.40	Minimum	-	2.40	Minimum	-
0309	Bedroom 1	4.10	High	Compliant	4.10	High	Compliant
0309	Bedroom 2	4.10	High	Compliant	4.10	High	Compliant

\* Rooms are tested with deciduous trees as opaque objects and without deciduous trees to account for the range of possible sunlight hours.  
 \*\* The BRE Guidelines recommend that for a unit to be compliant any room within the unit should receive a minimum of 1.5 hours of direct sunlight on March 21st, preferably a main living room. The SE circa compliance rates across the entire scheme can be found in section 8.1.2 on page 162.  
 \*\*\* For the interpretation of levels of Sunlight Exposure please refer to "4.3 Definition of Levels of Sunlight Exposure" on page 10.

Figure 7.51: Floor plan of assessed building (L), Keyplan highlighting the assessed building (R).



### 7.2.51 Block C

Table No. 7.52: Sunlight Exposure Results: Block C, Third Floor

Unit Number	Room Description	Deciduous Trees as Opaque Objects*			Without Deciduous Trees*		
		SE Hours on March 21st	Level of SE on March 21st***	Unit compliance based on highest performing room**	SE Hours on March 21st	Level of SE on March 21st***	Unit compliance based on highest performing room**
0310	LKD	2.90	Minimum	Compliant	2.90	Minimum	Compliant
0310	Bedroom 1	2.40	Minimum	-	2.40	Minimum	-
0310	Bedroom 2	2.20	Minimum	-	2.20	Minimum	-
0311	LKD	3.10	Medium	Compliant	3.10	Medium	Compliant
0311	Bedroom 1	1.60	Minimum	-	1.60	Minimum	-
0312	LKD	3.10	Medium	Compliant	3.10	Medium	Compliant
0312	Bedroom 1	1.60	Minimum	-	1.60	Minimum	-
0313	LKD	8.30	High	Compliant	8.30	High	Compliant
0313	Bedroom 1	2.40	Minimum	-	2.40	Minimum	-
0313	Bedroom 2	2.40	Minimum	-	2.40	Minimum	-
0314	LKD	9.30	High	Compliant	9.30	High	Compliant
0314	Bedroom 1	3.50	Medium	-	3.50	Medium	-
0314	Bedroom 2	3.50	Medium	-	3.50	Medium	-
0315	LKD	4.10	High	Compliant	4.10	High	Compliant
0315	Bedroom 1	2.40	Minimum	-	2.40	Minimum	-
0316	LKD	4.10	High	Compliant	4.10	High	Compliant
0316	Bedroom 1	2.40	Minimum	-	2.40	Minimum	-
0317	LKD	4.10	High	Compliant	4.10	High	Compliant
0317	Bedroom 1	2.40	Minimum	-	2.40	Minimum	-
0318	LKD	4.10	High	Compliant	4.10	High	Compliant
0318	Bedroom 1	3.50	Medium	-	3.50	Medium	-
0318	Bedroom 2	0.00	Non-Compliant	-	0.00	Non-Compliant	-

\* Rooms are tested with deciduous trees as opaque objects and without deciduous trees to account for the range of possible sunlight hours.  
 \*\* The BRE Guidelines recommend that for a unit to be compliant any room within the unit should receive a minimum of 1.5 hours of direct sunlight on March 21st, preferably a main living room. The SE circa compliance rates across the entire scheme can be found in section 8.1.2 on page 162.  
 \*\*\* For the interpretation of levels of Sunlight Exposure please refer to "4.3 Definition of Levels of Sunlight Exposure" on page 10.

Figure 7.52: Floor plan of assessed building (L), Keyplan highlighting the assessed building (R).



### 7.2.52 Block C

Table No. 7.53: Sunlight Exposure Results: Block C, Fourth Floor

Unit Number	Room Description	Deciduous Trees as Opaque Objects*			Without Deciduous Trees*		
		SE Hours on March 21st	Level of SE on March 21st***	Unit compliance based on highest performing room**	SE Hours on March 21st	Level of SE on March 21st***	Unit compliance based on highest performing room**
0401	LKD	2.00	Minimum	Compliant	2.00	Minimum	Compliant
0401	Bedroom 1	1.50	Minimum	-	1.50	Minimum	-
0401	Bedroom 2	1.50	Minimum	-	1.50	Minimum	-
0402	LKD	2.30	Minimum	Compliant	2.30	Minimum	Compliant
0402	Bedroom 1	1.20	Non-Compliant	-	1.20	Non-Compliant	-
0403	LKD	2.20	Minimum	Compliant	2.20	Minimum	Compliant
0403	Bedroom 1	1.20	Non-Compliant	-	1.20	Non-Compliant	-
0404	LKD	2.30	Minimum	Compliant	2.30	Minimum	Compliant
0404	Bedroom 1	1.20	Non-Compliant	-	1.20	Non-Compliant	-
0405	LKD	7.50	High	Compliant	7.50	High	Compliant
0405	Bedroom 1	1.50	Minimum	-	1.50	Minimum	-
0405	Bedroom 2	1.50	Minimum	-	1.50	Minimum	-
0406	LKD	9.40	High	Compliant	9.40	High	Compliant
0406	Bedroom 1	4.10	High	-	4.10	High	-
0406	Bedroom 2	4.10	High	-	4.10	High	-
0407	LKD	4.20	High	Compliant	4.20	High	Compliant
0407	Bedroom 1	3.00	Medium	-	3.00	Medium	-
0408	LKD	4.20	High	Compliant	4.20	High	Compliant
0408	Bedroom 1	3.00	Medium	-	3.00	Medium	-
0409	LKD	4.80	High	Compliant	4.80	High	Compliant
0409	Bedroom 1	4.10	High	-	4.10	High	-
0409	Bedroom 2	4.10	High	-	4.10	High	-

\* Rooms are tested with deciduous trees as opaque objects and without deciduous trees to account for the range of possible sunlight hours.  
 \*\* The BRE Guidelines recommend that for a unit to be compliant any room within the unit should receive a minimum of 1.5 hours of direct sunlight on March 21st, preferably a main living room. The SE circa compliance rates across the entire scheme can be found in section 8.1.2 on page 162.  
 \*\*\* For the interpretation of levels of Sunlight Exposure please refer to "4.3 Definition of Levels of Sunlight Exposure" on page 10.

Figure 7.53: Floor plan of assessed building (L), Keyplan highlighting the assessed building (R).



### 7.2.53 Block C

Table No. 7.54: Sunlight Exposure Results: Block C, Fourth Floor

Unit Number	Room Description	Deciduous Trees as Opaque Objects*			Without Deciduous Trees*		
		SE Hours on March 21st	Level of SE on March 21st***	Unit compliance based on highest performing room**	SE Hours on March 21st	Level of SE on March 21st***	Unit compliance based on highest performing room**
0410	LKD	3.10	Medium	Compliant	3.10	Medium	Compliant
0410	Bedroom 1	2.40	Minimum	-	2.40	Minimum	-
0411	LKD	3.10	Medium	Compliant	3.10	Medium	Compliant
0411	Bedroom 1	2.40	Minimum	-	2.40	Minimum	-
0412	Bedroom 1	1.20	Non-Compliant	-	1.20	Non-Compliant	-
0412	LKD	2.20	Minimum	Compliant	2.20	Minimum	Compliant
0412	Bedroom 1	1.20	Non-Compliant	-	1.20	Non-Compliant	-
0413	LKD	9.40	High	Compliant	9.40	High	Compliant
0413	Bedroom 1	3.50	Medium	-	3.50	Medium	-
0413	Bedroom 2	3.50	Medium	-	3.50	Medium	-
0414	LKD	4.10	High	Compliant	4.10	High	Compliant
0414	Bedroom 1	3.50	Medium	-	3.50	Medium	-
0415	LKD	4.10	High	Compliant	4.10	High	Compliant
0415	Bedroom 1	3.50	Medium	-	3.50	Medium	-
0416	LKD	4.10	High	Compliant	4.10	High	Compliant
0416	Bedroom 1	3.50	Medium	-	3.50	Medium	-

\* Rooms are tested with deciduous trees as opaque objects and without deciduous trees to account for the range of possible sunlight hours.  
 \*\* The BRE Guidelines recommend that for a unit to be compliant any room within the unit should receive a minimum of 1.5 hours of direct sunlight on March 21st, preferably a main living room. The SE circa compliance rates across the entire scheme can be found in section 8.1.2 on page 162.  
 \*\*\* For the interpretation of levels of Sunlight Exposure please refer to “4.3 Definition of Levels of Sunlight Exposure” on page 10.

Figure 7.54: Floor plan of assessed building (L), Keyplan highlighting the assessed building (R).



### 7.2.54 Block C

Table No. 7.55: Sunlight Exposure Results: Block C, Fifth Floor

Unit Number	Room Description	Deciduous Trees as Opaque Objects*			Without Deciduous Trees*		
		SE Hours on March 21st	Level of SE on March 21st***	Unit compliance based on highest performing room**	SE Hours on March 21st	Level of SE on March 21st***	Unit compliance based on highest performing room**
0501	LKD	2.30	Minimum	Compliant	2.30	Minimum	Compliant
0501	Bedroom 1	1.50	Minimum	-	1.50	Minimum	-
0502	LKD	2.30	Minimum	Compliant	2.30	Minimum	Compliant
0502	Bedroom 1	1.50	Minimum	-	1.50	Minimum	-
0503	LKD	2.30	Minimum	Compliant	2.30	Minimum	Compliant
0503	Bedroom 1	1.50	Minimum	-	1.50	Minimum	-
0504	LKD	7.50	High	Compliant	7.50	High	Compliant
0504	Bedroom 1	1.50	Minimum	-	1.50	Minimum	-
0504	Bedroom 2	1.50	Minimum	-	1.50	Minimum	-
0505	LKD	4.80	High	Compliant	4.80	High	Compliant
0505	Bedroom 1	4.10	High	-	4.10	High	-
0506	LKD	4.80	High	Compliant	4.80	High	Compliant
0506	Bedroom 1	4.10	High	-	4.10	High	-

\* Rooms are tested with deciduous trees as opaque objects and without deciduous trees to account for the range of possible sunlight hours.  
 \*\* The BRE Guidelines recommend that for a unit to be compliant any room within the unit should receive a minimum of 1.5 hours of direct sunlight on March 21st, preferably a main living room. The SE circa compliance rates across the entire scheme can be found in section 8.1.2 on page 162.  
 \*\*\* For the interpretation of levels of Sunlight Exposure please refer to "4.3 Definition of Levels of Sunlight Exposure" on page 10.

Figure 7.55: Floor plan of assessed building (L), Keyplan highlighting the assessed building (R).



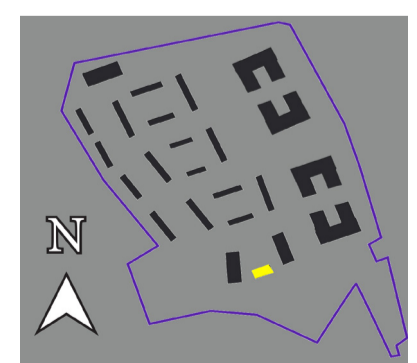
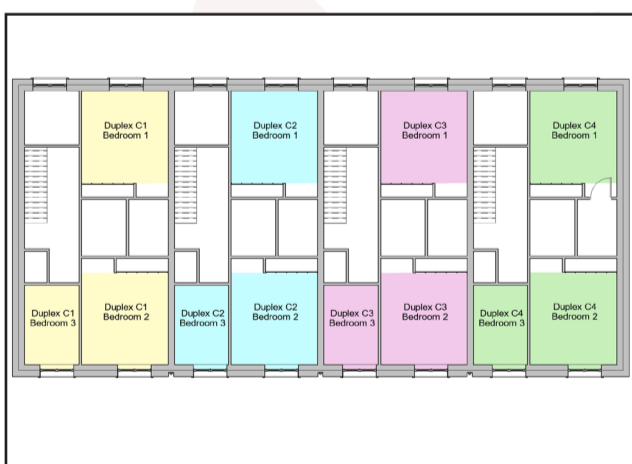
### 7.2.55 Block C, Duplexes

Table No. 7.56: Sunlight Exposure Results: Block C, Duplexes

Unit Number	Room Description	Deciduous Trees as Opaque Objects*			Without Deciduous Trees*		
		SE Hours on March 21st	Level of SE on March 21st***	Unit compliance based on highest performing room**	SE Hours on March 21st	Level of SE on March 21st***	Unit compliance based on highest performing room**
Duplex C1	Living Room	0.00	Non-Compliant	-	0.00	Non-Compliant	-
Duplex C1	Kitchen/ Dining	6.50	High	Compliant	6.50	High	Compliant
Duplex C1	Bedroom 1	0.00	Non-Compliant	-	0.00	Non-Compliant	-
Duplex C1	Bedroom 2	6.50	High	Compliant	6.50	High	Compliant
Duplex C1	Bedroom 3	6.50	High	Compliant	6.50	High	Compliant
Duplex C2	Living Room	0.00	Non-Compliant	-	0.00	Non-Compliant	-
Duplex C2	Kitchen/ Dining	6.50	High	Compliant	6.50	High	Compliant
Duplex C2	Bedroom 1	0.00	Non-Compliant	-	0.00	Non-Compliant	-
Duplex C2	Bedroom 2	6.50	High	Compliant	6.50	High	Compliant
Duplex C2	Bedroom 3	6.50	High	Compliant	6.50	High	Compliant
Duplex C3	Living Room	0.00	Non-Compliant	-	0.00	Non-Compliant	-
Duplex C3	Kitchen/ Dining	6.50	High	Compliant	6.50	High	Compliant
Duplex C3	Bedroom 1	0.00	Non-Compliant	-	0.00	Non-Compliant	-
Duplex C3	Bedroom 2	6.50	High	Compliant	6.50	High	Compliant
Duplex C3	Bedroom 3	6.50	High	Compliant	6.50	High	Compliant
Duplex C4	Living Room	0.00	Non-Compliant	-	0.00	Non-Compliant	-
Duplex C4	Kitchen/ Dining	6.50	High	Compliant	6.50	High	Compliant
Duplex C4	Bedroom 1	0.00	Non-Compliant	-	0.00	Non-Compliant	-
Duplex C4	Bedroom 2	6.50	High	Compliant	6.50	High	Compliant
Duplex C4	Bedroom 3	6.50	High	Compliant	6.50	High	Compliant

\* Rooms are tested with deciduous trees as opaque objects and without deciduous trees to account for the range of possible sunlight hours.  
 \*\* The BRE Guidelines recommend that for a unit to be compliant any room within the unit should receive a minimum of 1.5 hours of direct sunlight on March 21st, preferably a main living room. The SE circa compliance rates across the entire scheme can be found in section 8.1.2 on page 162.  
 \*\*\* For the interpretation of levels of Sunlight Exposure please refer to "4.3 Definition of Levels of Sunlight Exposure" on page 10.

Figure 7.56: Floor plan of assessed building (L), Keyplan highlighting the assessed building (R).



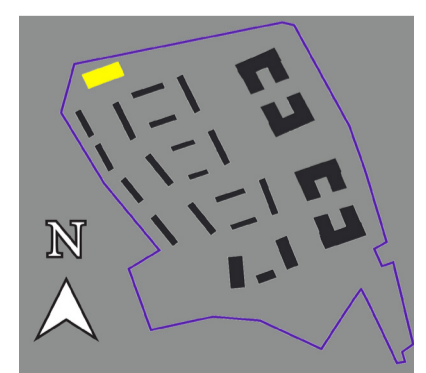
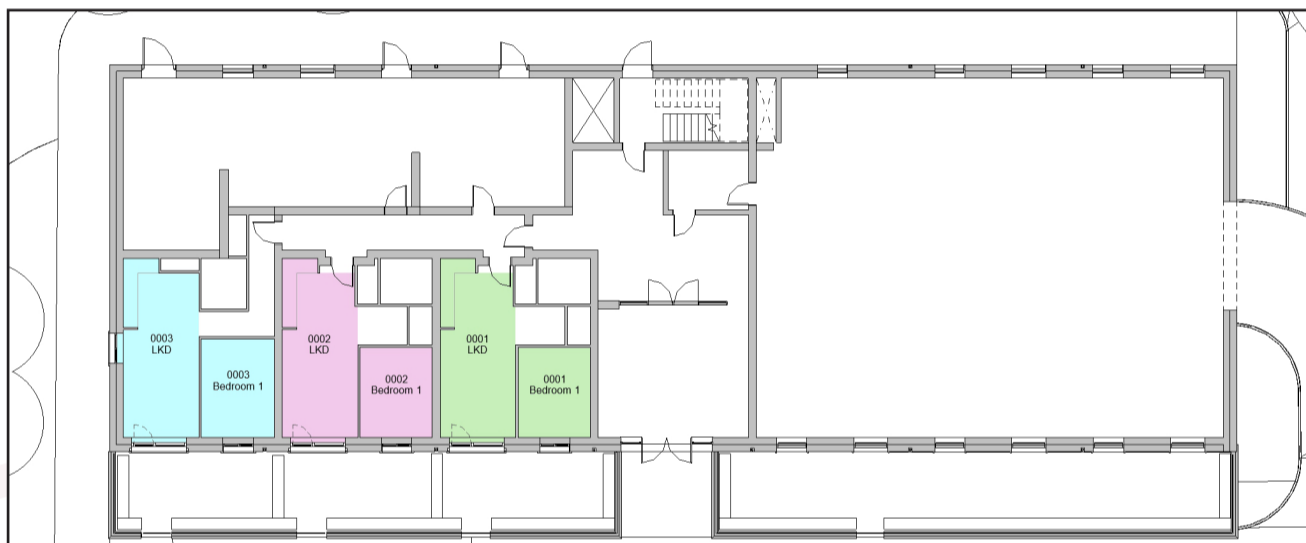
### 7.2.56 Block D

Table No. 7.57: Sunlight Exposure Results: Block D, Ground Floor

Unit Number	Room Description	Deciduous Trees as Opaque Objects*			Without Deciduous Trees*		
		SE Hours on March 21st	Level of SE on March 21st***	Unit compliance based on highest performing room**	SE Hours on March 21st	Level of SE on March 21st***	Unit compliance based on highest performing room**
0001	LKD	5.80	High	Compliant	5.80	High	Compliant
0001	Bedroom 1	4.90	High	-	4.90	High	-
0002	LKD	5.50	High	Compliant	5.50	High	Compliant
0002	Bedroom 1	4.20	High	-	4.20	High	-
0003	LKD	5.70	High	Compliant	5.70	High	Compliant
0003	Bedroom 1	4.10	High	-	4.10	High	-

\* Rooms are tested with deciduous trees as opaque objects and without deciduous trees to account for the range of possible sunlight hours.  
 \*\* The BRE Guidelines recommend that for a unit to be compliant any room within the unit should receive a minimum of 1.5 hours of direct sunlight on March 21st, preferably a main living room. The SE circa compliance rates across the entire scheme can be found in section 8.1.2 on page 162.  
 \*\*\* For the interpretation of levels of Sunlight Exposure please refer to "4.3 Definition of Levels of Sunlight Exposure" on page 10.

Figure 7.57: Floor plan of assessed building (L), Keyplan highlighting the assessed building (R).





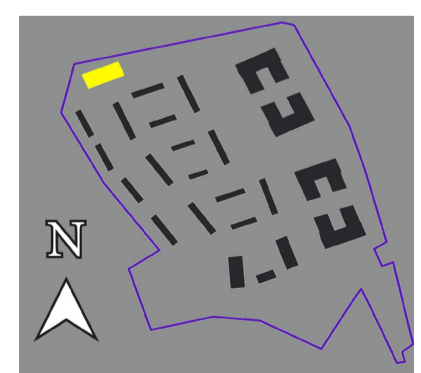
### 7.2.57 Block D

Table No. 7.58: Sunlight Exposure Results: Block D, First Floor

Unit Number	Room Description	Deciduous Trees as Opaque Objects*			Without Deciduous Trees*		
		SE Hours on March 21st	Level of SE on March 21st***	Unit compliance based on highest performing room**	SE Hours on March 21st	Level of SE on March 21st***	Unit compliance based on highest performing room**
0101	LKD	1.50	Minimum	Compliant	1.50	Minimum	Compliant
0101	Bedroom 1	0.00	Non-Compliant	-	0.00	Non-Compliant	-
0101	Bedroom 2	0.30	Non-Compliant	-	0.30	Non-Compliant	-
0102	LKD	4.10	High	-	4.10	High	-
0102	Bedroom 1	5.40	High	Compliant	5.40	High	Compliant
0103	LKD	4.10	High	-	4.10	High	-
0103	Bedroom 1	5.40	High	Compliant	5.40	High	Compliant
0104	LKD	4.10	High	-	4.10	High	-
0104	Bedroom 1	5.40	High	Compliant	5.40	High	Compliant
0105	LKD	4.10	High	-	4.10	High	-
0105	Bedroom 1	5.80	High	Compliant	5.80	High	Compliant
0106	LKD	4.20	High	-	4.20	High	-
0106	Bedroom 1	5.60	High	Compliant	5.60	High	Compliant
0107	LKD	4.20	High	-	4.20	High	-
0107	Bedroom 1	5.40	High	Compliant	5.40	High	Compliant
0108	LKD	4.20	High	-	4.20	High	-
0108	Bedroom 1	5.30	High	Compliant	5.30	High	Compliant
0109	LKD	1.90	Minimum	Compliant	1.90	Minimum	Compliant
0109	Bedroom 1	0.00	Non-Compliant	-	0.00	Non-Compliant	-
0109	Bedroom 2	0.80	Non-Compliant	-	0.80	Non-Compliant	-

\* Rooms are tested with deciduous trees as opaque objects and without deciduous trees to account for the range of possible sunlight hours.  
 \*\* The BRE Guidelines recommend that for a unit to be compliant any room within the unit should receive a minimum of 1.5 hours of direct sunlight on March 21st, preferably a main living room. The SE circa compliance rates across the entire scheme can be found in section 8.1.2 on page 162.  
 \*\*\* For the interpretation of levels of Sunlight Exposure please refer to "4.3 Definition of Levels of Sunlight Exposure" on page 10.

Figure 7.58: Floor plan of assessed building (L), Keyplan highlighting the assessed building (R).



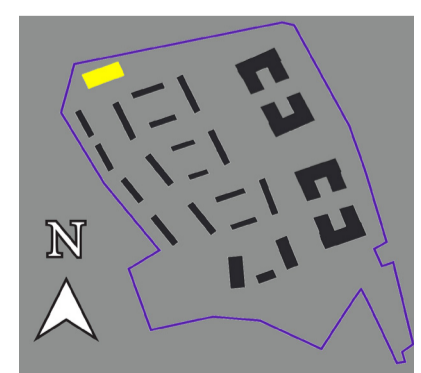
### 7.2.58 Block D

Table No. 7.59: Sunlight Exposure Results: Block D, Second Floor

Unit Number	Room Description	Deciduous Trees as Opaque Objects*			Without Deciduous Trees*		
		SE Hours on March 21st	Level of SE on March 21st***	Unit compliance based on highest performing room**	SE Hours on March 21st	Level of SE on March 21st***	Unit compliance based on highest performing room**
0201	LKD	3.60	Medium	Compliant	3.60	Medium	Compliant
0201	Bedroom 1	0.00	Non-Compliant	-	0.00	Non-Compliant	-
0201	Bedroom 2	3.20	Medium	-	3.20	Medium	-
0202	LKD	8.80	High	Compliant	8.80	High	Compliant
0202	Bedroom 1	5.70	High	-	5.70	High	-
0203	LKD	4.10	High	-	4.10	High	-
0203	Bedroom 1	5.40	High	Compliant	5.40	High	Compliant
0204	LKD	4.10	High	-	4.10	High	-
0204	Bedroom 1	5.40	High	Compliant	5.40	High	Compliant
0205	LKD	4.10	High	-	4.10	High	-
0205	Bedroom 1	5.50	High	Compliant	5.50	High	Compliant
0206	LKD	4.20	High	-	4.20	High	-
0206	Bedroom 1	5.60	High	Compliant	5.60	High	Compliant
0207	LKD	4.20	High	-	4.20	High	-
0207	Bedroom 1	5.40	High	Compliant	5.40	High	Compliant
0208	LKD	4.20	High	-	4.20	High	-
0208	Bedroom 1	5.30	High	Compliant	5.30	High	Compliant
0209	LKD	1.90	Minimum	Compliant	1.90	Minimum	Compliant
0209	Bedroom 1	0.00	Non-Compliant	-	0.00	Non-Compliant	-
0209	Bedroom 2	0.80	Non-Compliant	-	0.80	Non-Compliant	-

\* Rooms are tested with deciduous trees as opaque objects and without deciduous trees to account for the range of possible sunlight hours.  
 \*\* The BRE Guidelines recommend that for a unit to be compliant any room within the unit should receive a minimum of 1.5 hours of direct sunlight on March 21st, preferably a main living room. The SE circa compliance rates across the entire scheme can be found in section 8.1.2 on page 162.  
 \*\*\* For the interpretation of levels of Sunlight Exposure please refer to "4.3 Definition of Levels of Sunlight Exposure" on page 10.

Figure 7.59: Floor plan of assessed building (L), Keyplan highlighting the assessed building (R).



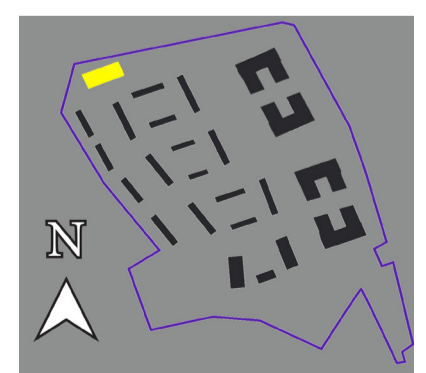
### 7.2.59 Block D

Table No. 7.60: Sunlight Exposure Results: Block D, Third Floor

Unit Number	Room Description	Deciduous Trees as Opaque Objects*			Without Deciduous Trees*		
		SE Hours on March 21st	Level of SE on March 21st***	Unit compliance based on highest performing room**	SE Hours on March 21st	Level of SE on March 21st***	Unit compliance based on highest performing room**
0301	LKD	3.80	Medium	Compliant	3.80	Medium	Compliant
0301	Bedroom 1	3.60	Medium	-	3.60	Medium	-
0302	LKD	9.40	High	Compliant	9.40	High	Compliant
0302	Bedroom 1	5.70	High	-	5.70	High	-
0302	Bedroom 2	7.10	High	-	7.10	High	-
0303	LKD	4.10	High	-	4.10	High	-
0303	Bedroom 1	5.40	High	Compliant	5.40	High	Compliant
0304	LKD	7.00	High	Compliant	7.00	High	Compliant
0304	Bedroom 1	7.00	High	Compliant	7.00	High	Compliant
0304	Bedroom 2	5.70	High	-	5.70	High	-
0305	LKD	2.00	Minimum	Compliant	2.00	Minimum	Compliant
0305	Bedroom 1	0.80	Non-Compliant	-	0.80	Non-Compliant	-

\* Rooms are tested with deciduous trees as opaque objects and without deciduous trees to account for the range of possible sunlight hours.  
 \*\* The BRE Guidelines recommend that for a unit to be compliant any room within the unit should receive a minimum of 1.5 hours of direct sunlight on March 21st, preferably a main living room. The SE circa compliance rates across the entire scheme can be found in section 8.1.2 on page 162.  
 \*\*\* For the interpretation of levels of Sunlight Exposure please refer to "4.3 Definition of Levels of Sunlight Exposure" on page 10.

Figure 7.60: Floor plan of assessed building (L), Keyplan highlighting the assessed building (R).



### 7.2.60 House Type H1

Table No. 7.61: Sunlight Exposure Results: House Type H1

Unit Number	Room Description	Deciduous Trees as Opaque Objects*			Without Deciduous Trees*		
		SE Hours on March 21st	Level of SE on March 21st***	Unit compliance based on highest performing room**	SE Hours on March 21st	Level of SE on March 21st***	Unit compliance based on highest performing room**
H1 - 1-1	LKD	6.90	High	Compliant	6.90	High	Compliant
H1 - 1-1	Bedroom 1	0.30	Non-Compliant	-	0.30	Non-Compliant	-
H1 - 1-1	Bedroom 2	2.80	Minimum	-	2.80	Minimum	-
H1 - 1-1	Bedroom 3	4.50	High	-	4.50	High	-
H1 - 1-2	LKD	9.40	High	Compliant	9.40	High	Compliant
H1 - 1-2	Living Room	6.00	High	-	6.00	High	-
H1 - 1-2	Bedroom 1	0.60	Non-Compliant	-	0.60	Non-Compliant	-
H1 - 1-2	Bedroom 2	6.00	High	-	6.00	High	-
H1 - 1-2	Bedroom 3	9.40	High	Compliant	9.40	High	Compliant
H1 - 2-1	LKD	4.20	High	Compliant	4.20	High	Compliant
H1 - 2-1	Bedroom 1	0.00	Non-Compliant	Compliant	0.00	Non-Compliant	Compliant
H1 - 2-1	Bedroom 2	0.60	Non-Compliant	Compliant	0.60	Non-Compliant	Compliant
H1 - 2-1	Bedroom 3	1.90	Minimum	Compliant	1.90	Minimum	Compliant
H1 - 2-2	LKD	7.70	High	Compliant	7.70	High	Compliant
H1 - 2-2	Living Room	5.00	High	Compliant	5.00	High	Compliant
H1 - 2-2	Bedroom 1	0.20	Non-Compliant	Compliant	0.20	Non-Compliant	Compliant
H1 - 2-2	Bedroom 2	5.50	High	Compliant	5.50	High	Compliant
H1 - 2-2	Bedroom 3	8.80	High	Compliant	8.80	High	Compliant

\* Rooms are tested with deciduous trees as opaque objects and without deciduous trees to account for the range of possible sunlight hours.  
 \*\* The BRE Guidelines recommend that for a unit to be compliant any room within the unit should receive a minimum of 1.5 hours of direct sunlight on March 21st, preferably a main living room. The SE circa compliance rates across the entire scheme can be found in section 8.1.2 on page 162.  
 \*\*\* For the interpretation of levels of Sunlight Exposure please refer to "4.3 Definition of Levels of Sunlight Exposure" on page 10.

Figure 7.61: Floor plan of assessed building (L), Keyplan highlighting the assessed building (R)



### 7.2.61 House Type H2

Table No. 7.62: Sunlight Exposure Results: House Type H2

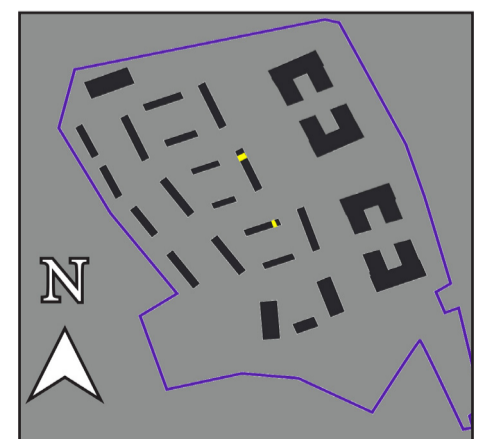
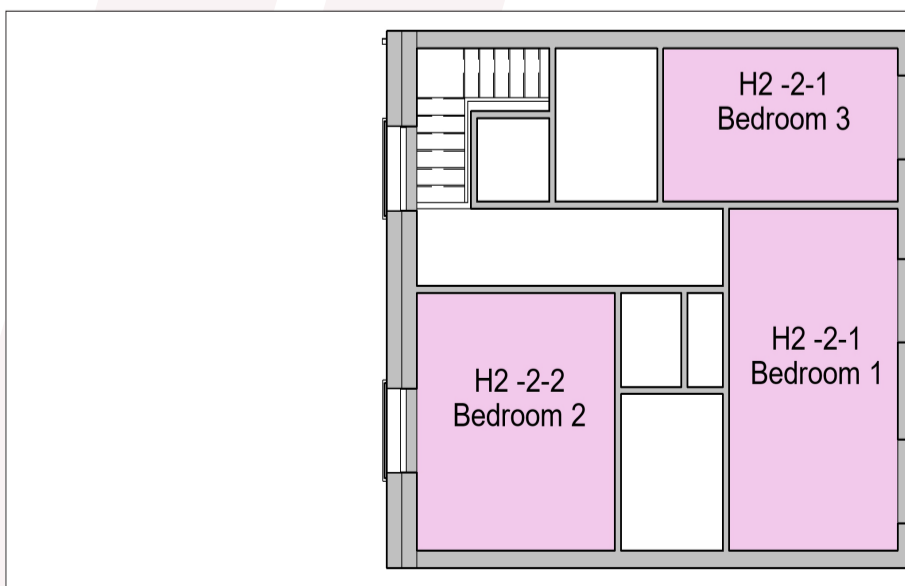
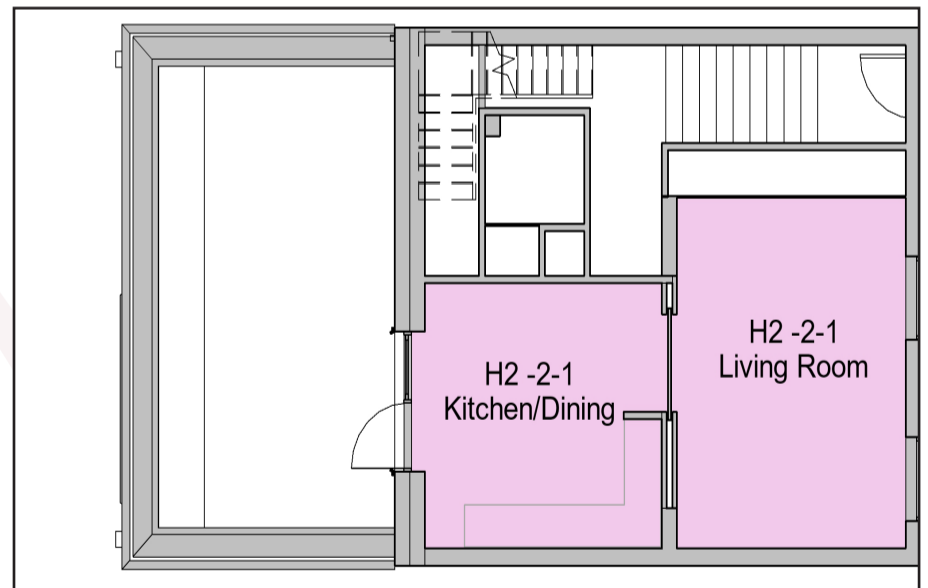
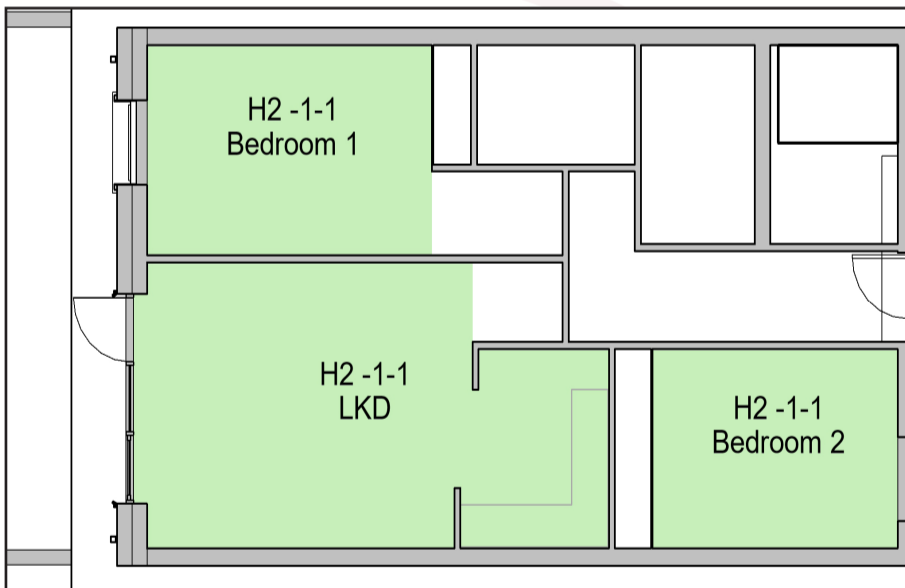
Unit Number	Room Description	Deciduous Trees as Opaque Objects*			Without Deciduous Trees*		
		SE Hours on March 21st	Level of SE on March 21st***	Unit compliance based on highest performing room**	SE Hours on March 21st	Level of SE on March 21st***	Unit compliance based on highest performing room**
H2 -1-1	LKD	5.50	High	Compliant	5.50	High	Compliant
H2 -1-1	Bedroom 1	1.40	Non-Compliant	-	1.40	Non-Compliant	-
H2 -1-1	Bedroom 2	0.50	Non-Compliant	-	0.50	Non-Compliant	-
H2 -1-2	Living Room	0.50	Non-Compliant	-	0.50	Non-Compliant	-
H2 -1-2	Kitchen/ Dining	5.60	High	Compliant	5.60	High	Compliant
H2 -1-2	Bedroom 1	0.50	Non-Compliant	-	0.50	Non-Compliant	-
H2 -1-2	Bedroom 2	4.10	High	-	4.10	High	-
H2 -1-2	Bedroom 3	0.50	Non-Compliant	-	0.50	Non-Compliant	-
H2 -2-1	LKD	4.20	High	-	4.20	High	-
H2 -2-1	Bedroom 1	0.50	Non-Compliant	-	0.50	Non-Compliant	-
H2 -2-1	Bedroom 2	0.00	Non-Compliant	-	0.00	Non-Compliant	-
H2 -2-2	Kitchen/ Dining	5.30	High	Compliant	5.30	High	Compliant
H2 -2-2	Living Room	0.00	Non-Compliant	-	0.00	Non-Compliant	-
H2 -2-2	Bedroom 1	0.10	Non-Compliant	-	0.10	Non-Compliant	-
H2 -2-2	Bedroom 2	3.70	Medium	-	3.70	Medium	-
H2 -2-2	Bedroom 3	0.10	Non-Compliant	-	0.10	Non-Compliant	-

\* Rooms are tested with deciduous trees as opaque objects and without deciduous trees to account for the range of possible sunlight hours.

\*\* The BRE Guidelines recommend that for a unit to be compliant any room within the unit should receive a minimum of 1.5 hours of direct sunlight on March 21st, preferably a main living room. The SE circa compliance rates across the entire scheme can be found in section 8.1.2 on page 162.

\*\*\* For the interpretation of levels of Sunlight Exposure please refer to "4.3 Definition of Levels of Sunlight Exposure" on page 10.

Figure 7.62: Floor plan of assessed building (L), Keyplan highlighting the assessed building (R).



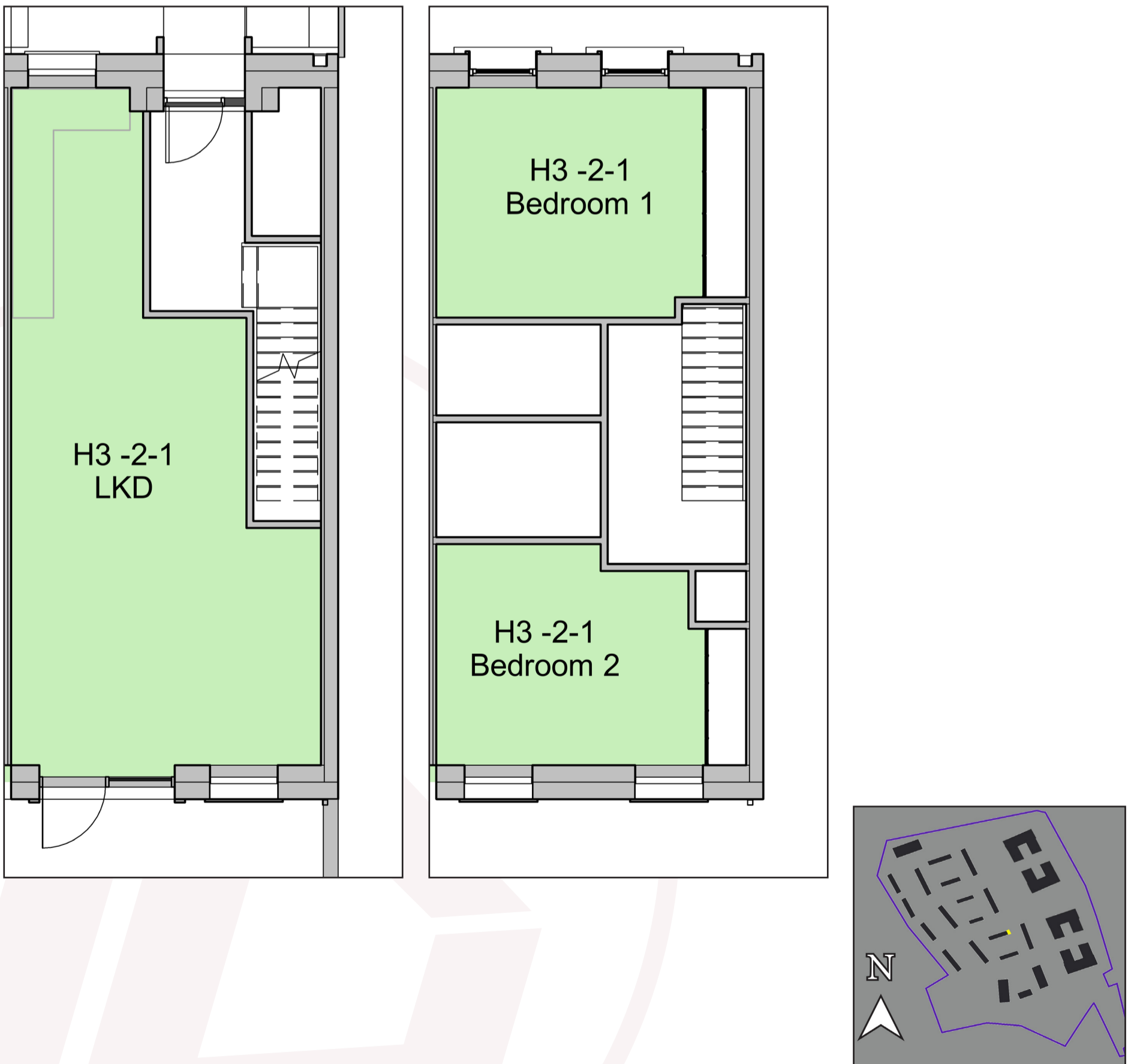
### 7.2.62 House Type H3

Table No. 7.63: Sunlight Exposure Results: House Type, H3

Unit Number	Room Description	Deciduous Trees as Opaque Objects*			Without Deciduous Trees*		
		SE Hours on March 21st	Level of SE on March 21st***	Unit compliance based on highest performing room**	SE Hours on March 21st	Level of SE on March 21st***	Unit compliance based on highest performing room**
H3 -2-1	LKD	6.40	High	Compliant	6.40	High	Compliant
H3 -2-1	Bedroom 1	0.00	Non-Compliant	-	0.00	Non-Compliant	-
H3 -2-1	Bedroom 2	5.40	High	-	5.40	High	-
H3 -1-1	LKD	3.30	Medium	-	3.30	Medium	-
H3 -1-1	Bedroom 1	3.90	Medium	Compliant	3.90	Medium	Compliant
H3 -1-1	Bedroom 2	0.00	Non-Compliant	-	0.00	Non-Compliant	-

\* Rooms are tested with deciduous trees as opaque objects and without deciduous trees to account for the range of possible sunlight hours.  
 \*\* The BRE Guidelines recommend that for a unit to be compliant any room within the unit should receive a minimum of 1.5 hours of direct sunlight on March 21st, preferably a main living room. The SE circa compliance rates across the entire scheme can be found in section 8.1.2 on page 162.  
 \*\*\* For the interpretation of levels of Sunlight Exposure please refer to "4.3 Definition of Levels of Sunlight Exposure" on page 10.

Figure 7.63: Floor plan of assessed building (L), Keyplan highlighting the assessed building (R).



### 7.2.63 House Type H4

Table No. 7.64: Sunlight Exposure Results: House Type H4

Unit Number	Room Description	Deciduous Trees as Opaque Objects*			Without Deciduous Trees*		
		SE Hours on March 21st	Level of SE on March 21st***	Unit compliance based on highest performing room**	SE Hours on March 21st	Level of SE on March 21st***	Unit compliance based on highest performing room**
H4 -1	Kitchen/ Dining	0.00	Non-Compliant	-	0.00	Non-Compliant	-
H4 -1	Living Room	1.20	Non-Compliant	-	1.20	Non-Compliant	-
H4 -1	Bedroom 1	0.00	Non-Compliant	-	0.00	Non-Compliant	-
H4 -1	Bedroom 2	2.80	Minimum	-	2.80	Minimum	-
H4 -1	Bedroom 3	3.20	Medium	Compliant	3.20	Medium	Compliant
H4 -2	Kitchen/ Dining	0.00	Non-Compliant	-	0.00	Non-Compliant	-
H4 -2	Living Room	1.20	Non-Compliant	-	1.20	Non-Compliant	-
H4 -2	Bedroom 1	0.00	Non-Compliant	-	0.00	Non-Compliant	-
H4 -2	Bedroom 2	5.00	High	Compliant	5.00	High	Compliant
H4 -2	Bedroom 3	4.90	High	-	4.90	High	-

\* Rooms are tested with deciduous trees as opaque objects and without deciduous trees to account for the range of possible sunlight hours.  
 \*\* The BRE Guidelines recommend that for a unit to be compliant any room within the unit should receive a minimum of 1.5 hours of direct sunlight on March 21st, preferably a main living room. The SE circa compliance rates across the entire scheme can be found in section 8.1.2 on page 162.  
 \*\*\* For the interpretation of levels of Sunlight Exposure please refer to "4.3 Definition of Levels of Sunlight Exposure" on page 10.

Figure 7.64: Floor plan of assessed building (L), Keyplan highlighting the assessed building (R).



### 7.2.64 House Type H4

Table No. 7.65: Sunlight Exposure Results: House Type H4a

Unit Number	Room Description	Deciduous Trees as Opaque Objects*			Without Deciduous Trees*		
		SE Hours on March 21st	Level of SE on March 21st***	Unit compliance based on highest performing room**	SE Hours on March 21st	Level of SE on March 21st***	Unit compliance based on highest performing room**
H4 - 1	Kitchen/Living	5.90	High	Compliant	5.90	High	Compliant
H4 - 1	Living Room	1.40	Non-Compliant	-	1.40	Non-Compliant	-
H4 - 1	Bedroom 1	3.90	Medium	-	3.90	Medium	-
H4 - 1	Bedroom 2	0.00	Non-Compliant	-	0.00	Non-Compliant	-
H4 - 1	Bedroom 3	0.00	Non-Compliant	-	0.00	Non-Compliant	-
H4 - 2	Kitchen/Living	6.80	High	Compliant	6.80	High	Compliant
H4 - 2	Living Room	5.40	High	-	5.40	High	-
H4 - 2	Bedroom 1	5.40	High	-	5.40	High	-
H4 - 2	Bedroom 2	0.00	Non-Compliant	-	0.00	Non-Compliant	-
H4 - 2	Bedroom 3	0.00	Non-Compliant	-	0.00	Non-Compliant	-

\* Rooms are tested with deciduous trees as opaque objects and without deciduous trees to account for the range of possible sunlight hours.  
 \*\* The BRE Guidelines recommend that for a unit to be compliant any room within the unit should receive a minimum of 1.5 hours of direct sunlight on March 21st, preferably a main living room. The SE circa compliance rates across the entire scheme can be found in section 8.1.2 on page 162.  
 \*\*\* For the interpretation of levels of Sunlight Exposure please refer to "4.3 Definition of Levels of Sunlight Exposure" on page 10.

Figure 7.65: Floor plan of assessed building (L), Keyplan highlighting the assessed building (R).





### 7.2.65 House Type H5

Table No. 7.66: Sunlight Exposure Results: House Type H7

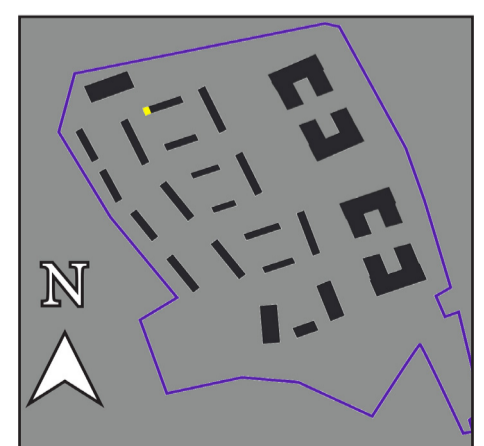
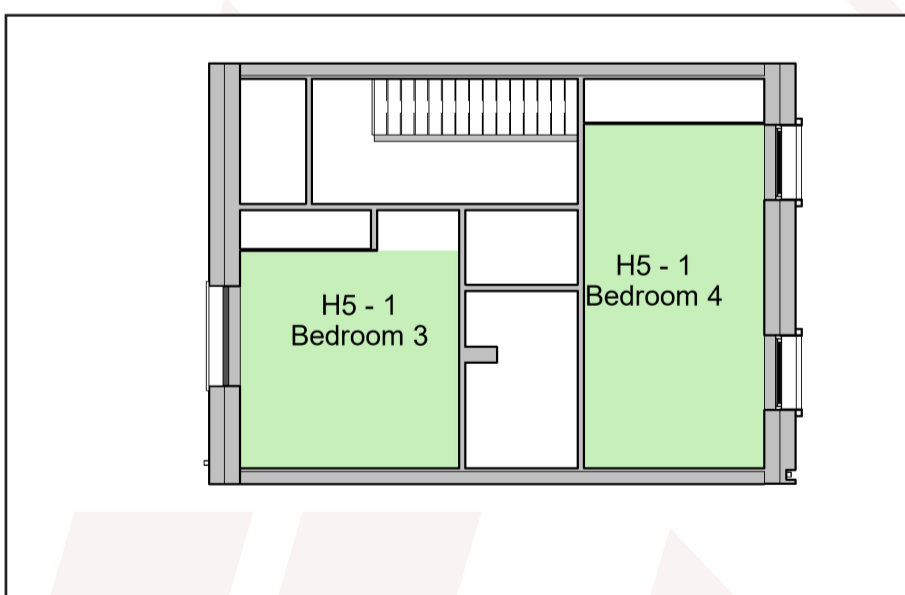
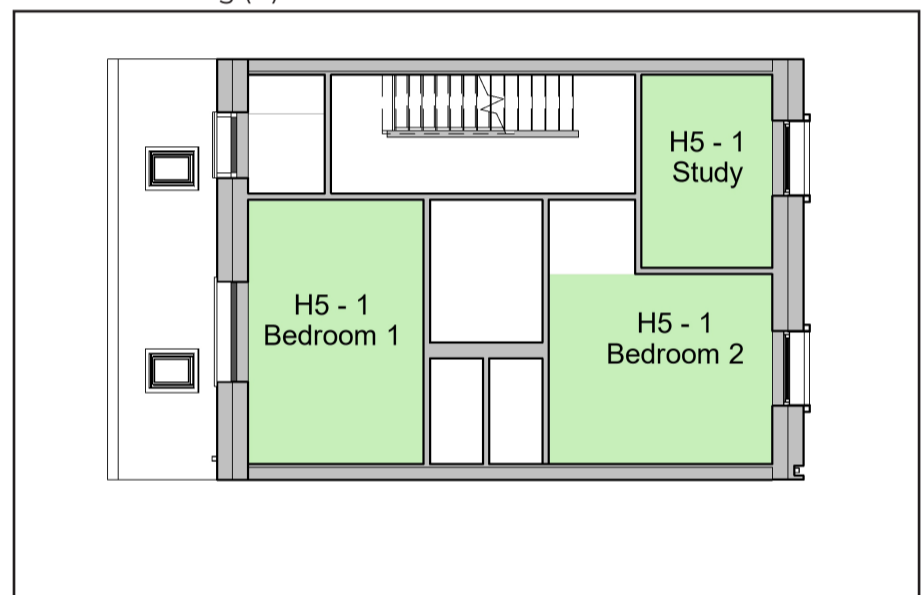
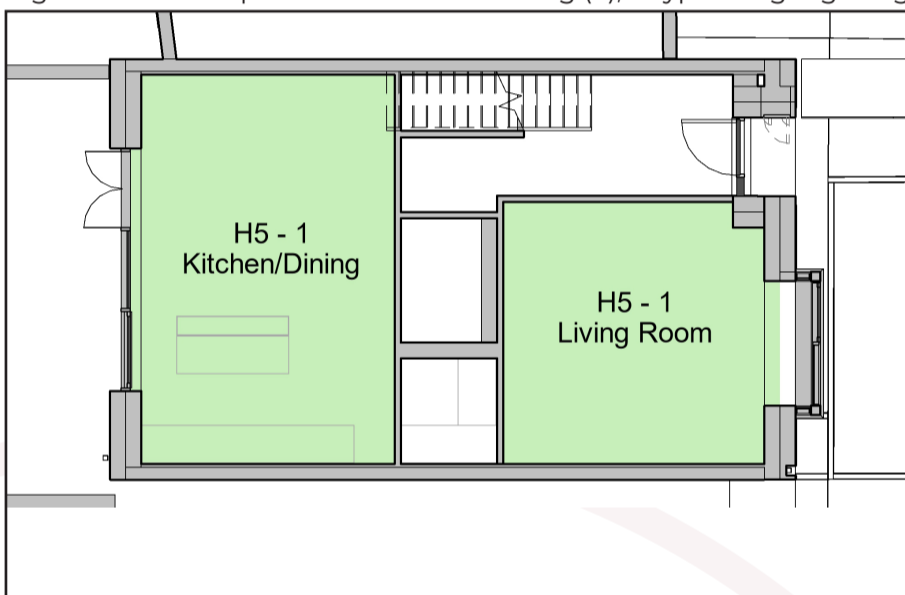
Unit Number	Room Description	Deciduous Trees as Opaque Objects*			Without Deciduous Trees*		
		SE Hours on March 21st	Level of SE on March 21st***	Unit compliance based on highest performing room**	SE Hours on March 21st	Level of SE on March 21st***	Unit compliance based on highest performing room**
H5 - 1	Kitchen/ Dining	6.40	High	Compliant	6.40	High	Compliant
H5 - 1	Living Room	2.00	Minimum	-	2.00	Minimum	-
H5 - 1	Bedroom 1	0.00	Non-Compliant	-	0.00	Non-Compliant	-
H5 - 1	Bedroom 2	5.20	High	-	5.20	High	-
H5 - 1	Study	0.00	Non-Compliant	-	0.00	Non-Compliant	-
H5 - 1	Bedroom 3	5.10	High	-	5.10	High	-
H5 - 1	Bedroom 4	0.00	Non-Compliant	-	0.00	Non-Compliant	-

\* Rooms are tested with deciduous trees as opaque objects and without deciduous trees to account for the range of possible sunlight hours.

\*\* The BRE Guidelines recommend that for a unit to be compliant any room within the unit should receive a minimum of 1.5 hours of direct sunlight on March 21st, preferably a main living room. The SE circa compliance rates across the entire scheme can be found in section 8.1.2 on page 162.

\*\*\* For the interpretation of levels of Sunlight Exposure please refer to "4.3 Definition of Levels of Sunlight Exposure" on page 10.

Figure 7.66: Floor plan of assessed building (L), Keyplan highlighting the assessed building (R).



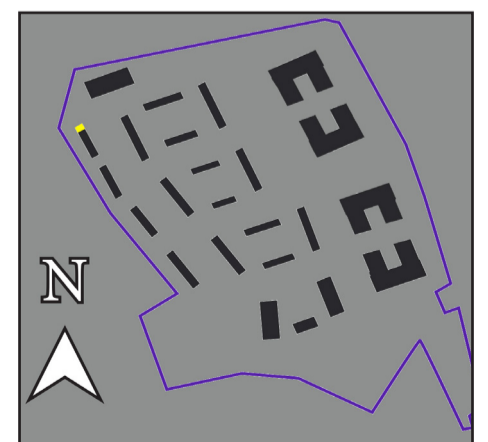
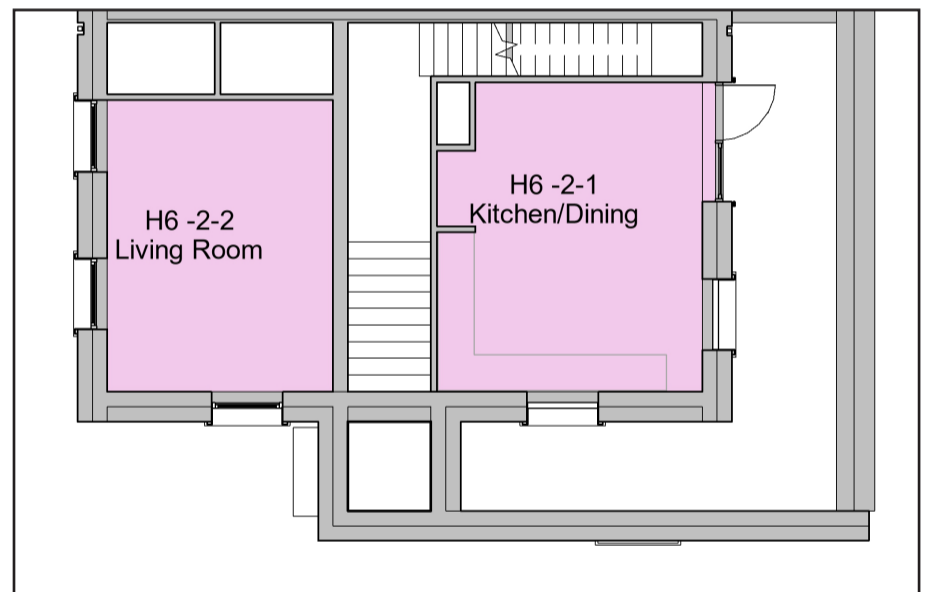
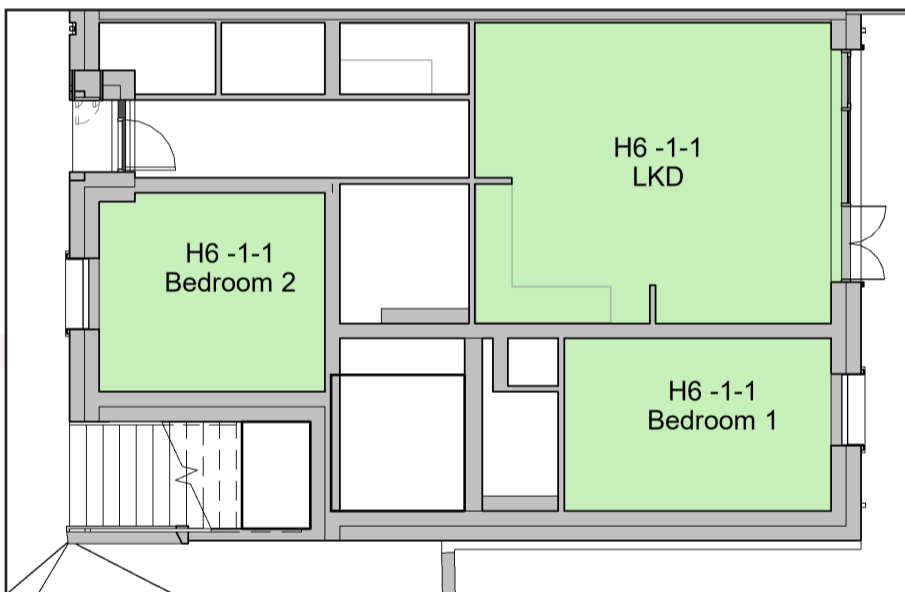
### 7.2.66 House Type H6

Table No. 7.67: Sunlight Exposure Results: Houe Type H6

Unit Number	Room Description	Deciduous Trees as Opaque Objects*			Without Deciduous Trees*		
		SE Hours on March 21st	Level of SE on March 21st***	Unit compliance based on highest performing room**	SE Hours on March 21st	Level of SE on March 21st***	Unit compliance based on highest performing room**
H6 -1-1	LKD	5.90	High	Compliant	5.90	High	Compliant
H6 -1-1	Bedroom 1	4.20	High	-	4.20	High	-
H6 -1-1	Bedroom 2	0.40	Non-Compliant	-	0.40	Non-Compliant	-
H6 -2-1	Kitchen/ Dining	5.90	High	Compliant	5.90	High	Compliant
H6 -2-1	Living Room	0.40	Non-Compliant	-	0.40	Non-Compliant	-
H6 -2-1	Bedroom 1	0.40	Non-Compliant	-	0.40	Non-Compliant	-
H6 -2-1	Bedroom 2	4.80	High	-	4.80	High	-
H6 -2-1	Bedroom 3	0.40	Non-Compliant	-	0.40	Non-Compliant	-

\* Rooms are tested with deciduous trees as opaque objects and without deciduous trees to account for the range of possible sunlight hours.  
 \*\* The BRE Guidelines recommend that for a unit to be compliant any room within the unit should receive a minimum of 1.5 hours of direct sunlight on March 21st, preferably a main living room. The SE circa compliance rates across the entire scheme can be found in section 8.1.2 on page 162.  
 \*\*\* For the interpretation of levels of Sunlight Exposure please refer to "4.3 Definition of Levels of Sunlight Exposure" on page 10.

Figure 7.67: Floor plan of assessed building (L), Keyplan highlighting the assessed building (R).



### 7.2.67 House Type H7

Table No. 7.68: Sunlight Exposure Results: Houe Type H6

Unit Number	Room Description	Deciduous Trees as Opaque Objects*			Without Deciduous Trees*		
		SE Hours on March 21st	Level of SE on March 21st***	Unit compliance based on highest performing room**	SE Hours on March 21st	Level of SE on March 21st***	Unit compliance based on highest performing room**
H7 -1	Kitchen/ Dining	6.40	High	Compliant	6.40	High	Compliant
H7 -1	Living Room	2.00	Minimum	-	2.00	Minimum	-
H7 -1	Bedroom 1	0.00	Non-Compliant	-	0.00	Non-Compliant	-
H7 -1	Bedroom 2	5.20	High	-	5.20	High	-
H7 -1	Study	0.00	Non-Compliant	-	0.00	Non-Compliant	-
H7 -1	Bedroom 3	5.10	High	-	5.10	High	-
H7 -1	Bedroom 4	0.00	Non-Compliant	-	0.00	Non-Compliant	-

\* Rooms are tested with deciduous trees as opaque objects and without deciduous trees to account for the range of possible sunlight hours.

\*\* The BRE Guidelines recommend that for a unit to be compliant any room within the unit should receive a minimum of 1.5 hours of direct sunlight on March 21st, preferably a main living room. The SE circa compliance rates across the entire scheme can be found in section 8.1.2 on page 162.

\*\*\* For the interpretation of levels of Sunlight Exposure please refer to "4.3 Definition of Levels of Sunlight Exposure" on page 10.

Figure 7.68: Floor plan of assessed building (L), Keyplan highlighting the assessed building (R).



### 7.2.68 House Type H8

Table No. 7.69: Sunlight Exposure Results: House Type H9

Unit Number	Room Description	Deciduous Trees as Opaque Objects*			Without Deciduous Trees*		
		SE Hours on March 21st	Level of SE on March 21st***	Unit compliance based on highest performing room**	SE Hours on March 21st	Level of SE on March 21st***	Unit compliance based on highest performing room**
H8 -1-1	Kitchen/Living	0.90	Non-Compliant	-	0.90	Non-Compliant	-
H8 -1-1	Bedroom 1	0.50	Non-Compliant	-	0.50	Non-Compliant	-
H8 -1-1	Bedroom 2	3.90	Medium	Compliant	3.90	Medium	Compliant
H8 -2-1	Kitchen/Dining	5.00	High	-	5.00	High	-
H8 -2-1	Living Room	8.70	High	-	8.70	High	-
H8 -2-1	Bedroom 1	4.20	High	Compliant	4.20	High	Compliant
H8 -2-1	Bedroom 2	4.20	High	Compliant	4.20	High	Compliant
H8 -2-1	Bedroom 3	1.40	Non-Compliant	-	1.40	Non-Compliant	-
H8 -1-2	Kitchen/Living	2.80	Minimum	-	2.80	Minimum	-
H8 -1-2	Bedroom 1	0.00	Non-Compliant	-	0.00	Non-Compliant	-
H8 -1-2	Bedroom 2	3.70	Medium	Compliant	3.70	Medium	Compliant
H8 -2-2	Kitchen/Dining	2.70	Minimum	-	2.70	Minimum	-
H8 -2-2	Living Room	4.20	High	Compliant	4.20	High	Compliant
H8 -2-2	Bedroom 1	4.20	High	Compliant	4.20	High	Compliant
H8 -2-2	Bedroom 2	4.20	High	Compliant	4.20	High	Compliant
H8 -2-2	Bedroom 3	1.40	Non-Compliant	-	1.40	Non-Compliant	-

\* Rooms are tested with deciduous trees as opaque objects and without deciduous trees to account for the range of possible sunlight hours.  
 \*\* The BRE Guidelines recommend that for a unit to be compliant any room within the unit should receive a minimum of 1.5 hours of direct sunlight on March 21st, preferably a main living room. The SE circa compliance rates across the entire scheme can be found in section 8.1.2 on page 162.  
 \*\*\* For the interpretation of levels of Sunlight Exposure please refer to "4.3 Definition of Levels of Sunlight Exposure" on page 10.

Figure 7.69: Floor plan of assessed building (L), Keyplan highlighting the assessed building (R).



## 7.3 Spatial Daylight Autonomy (SDA) in Proposed Units

### 7.3.1 Block A1

Table No. 7.70: SDA Results: Block A1, First Floor

Unit Number	Room Description	BRE 209				I.S. EN 17037		
		Target Lux*	% of area above target Lux* (recommendation >50%)		Meets BRE 209 Criteria*	% of area above 300 Lux (recommendation >50%)	% of area above 100 Lux (recommendation >95%)	Meets I.S. EN 17037 Criteria*
			Winter**	Summer**				
A1.01.01	LKD	200	100%	100%	Yes	100%	100%	Yes
A1.01.01	Bedroom 1	100	100%	100%	Yes	100%	100%	Yes
A1.01.01	Bedroom 2	100	100%	100%	Yes	58%	100%	Yes
A1.01.02	LKD	200	67%	67%	Yes	50%	100%	Yes
A1.01.02	Bedroom 1	100	100%	100%	Yes	100%	100%	Yes
A1.01.03	LKD	200	71%	71%	Yes	53%	100%	Yes
A1.01.03	Bedroom 1	100	100%	100%	Yes	100%	100%	Yes
A1.01.04	LKD	200	70%	70%	Yes	54%	100%	Yes
A1.01.04	Bedroom 1	100	100%	100%	Yes	100%	100%	Yes
A1.01.05	LKD	200	100%	100%	Yes	100%	100%	Yes
A1.01.05	Bedroom 1	100	100%	100%	Yes	100%	100%	Yes
A1.01.05	Bedroom 2	100	100%	100%	Yes	100%	100%	Yes
A1.01.06	LKD	200	100%	100%	Yes	100%	100%	Yes
A1.01.06	Bedroom 1	100	100%	100%	Yes	100%	100%	Yes
A1.01.06	Bedroom 2	100	100%	100%	Yes	100%	100%	Yes
A1.01.07	LKD	200	99%	99%	Yes	72%	100%	Yes
A1.01.07	Bedroom 1	100	100%	100%	Yes	93%	100%	Yes
A1.01.16	Bedroom 1	100	100%	100%	Yes	100%	100%	Yes
A1.01.16	Bedroom 2	100	100%	100%	Yes	100%	100%	Yes

\* For information regarding the criteria under the various guidelines including target Lux please refer to section 5.4 on page 14.  
 \*\* Under the BRE 209 study the SDA has been calculated with deciduous trees represented with both winter and summer foliage.  
 The SDA circa compliance rates across the entire scheme can be found in section 8.1.3 on page 162.

Figure 7.70: Floor plan of assessed building (L), Keyplan highlighting the assessed building (R).



### 7.3.2 Block A1

Table No. 7.71: SDA Results: Block A1, First Floor

Unit Number	Room Description	BRE 209				I.S. EN 17037		
		Target Lux*	% of area above target Lux* (recommendation >50%)		Meets BRE 209 Criteria*	% of area above 300 Lux (recommendation >50%)	% of area above 100 Lux (recommendation >95%)	Meets I.S. EN 17037 Criteria*
			Winter**	Summer**				
A1.01.08	LKD	200	88%	87%	Yes	58%	100%	Yes
A1.01.08	Bedroom 1	100	100%	100%	Yes	78%	100%	Yes
A1.01.09	LKD	200	100%	100%	Yes	100%	100%	Yes
A1.01.09	Bedroom 1	100	100%	100%	Yes	91%	100%	Yes
A1.01.09	Bedroom 2	100	100%	100%	Yes	84%	100%	Yes
A1.01.10	LKD	200	100%	100%	Yes	100%	100%	Yes
A1.01.10	Bedroom 1	100	100%	100%	Yes	100%	100%	Yes
A1.01.10	Bedroom 2	100	100%	100%	Yes	100%	100%	Yes
A1.01.11	LKD	200	67%	67%	Yes	53%	100%	Yes
A1.01.11	Bedroom 1	100	100%	100%	Yes	100%	100%	Yes
A1.01.12	LKD	200	67%	67%	Yes	53%	100%	Yes
A1.01.12	Bedroom 1	100	100%	100%	Yes	100%	100%	Yes
A1.01.13	LKD	200	67%	67%	Yes	54%	100%	Yes
A1.01.13	Bedroom 1	100	100%	100%	Yes	100%	100%	Yes
A1.01.14	LKD	200	99%	99%	Yes	97%	98%	Yes
A1.01.14	Bedroom 1	100	100%	100%	Yes	100%	100%	Yes
A1.01.14	Bedroom 2	100	100%	100%	Yes	55%	100%	Yes
A1.01.15	LKD	200	75%	75%	Yes	59%	100%	Yes
A1.01.15	Bedroom 1	100	100%	100%	Yes	100%	100%	Yes
A1.01.15	Bedroom 2	100	100%	100%	Yes	100%	100%	Yes

\* For information regarding the criteria under the various guidelines including target Lux please refer to section 5.4 on page 14.  
 \*\* Under the BRE 209 study the SDA has been calculated with deciduous trees represented with both winter and summer foliage.  
 The SDA circa compliance rates across the entire scheme can be found in section 8.1.3 on page 162.

Figure 7.71: Floor plan of assessed building (L), Keyplan highlighting the assessed building (R).



### 7.3.3 Block A1

Table No. 7.72: SDA Results: Block A1, Second Floor

Unit Number	Room Description	BRE 209				I.S. EN 17037		
		Target Lux*	% of area above target Lux* (recommendation >50%)		Meets BRE 209 Criteria*	% of area above 300 Lux (recommendation >50%)	% of area above 100 Lux (recommendation >95%)	Meets I.S. EN 17037 Criteria*
			Winter**	Summer**				
A1.02.01	LKD	200	100%	100%	Yes	100%	100%	Yes
A1.02.01	Bedroom 1	100	100%	100%	Yes	100%	100%	Yes
A1.02.01	Bedroom 2	100	100%	100%	Yes	66%	100%	Yes
A1.02.02	LKD	200	78%	78%	Yes	56%	100%	Yes
A1.02.02	Bedroom 1	100	100%	100%	Yes	100%	100%	Yes
A1.02.03	LKD	200	78%	78%	Yes	56%	100%	Yes
A1.02.03	Bedroom 1	100	100%	100%	Yes	100%	100%	Yes
A1.02.04	LKD	200	79%	79%	Yes	58%	100%	Yes
A1.02.04	Bedroom 1	100	100%	100%	Yes	100%	100%	Yes
A1.02.05	LKD	200	100%	100%	Yes	100%	100%	Yes
A1.02.05	Bedroom 1	100	100%	100%	Yes	100%	100%	Yes
A1.02.05	Bedroom 2	100	100%	100%	Yes	100%	100%	Yes
A1.02.06	LKD	200	100%	100%	Yes	100%	100%	Yes
A1.02.06	Bedroom 1	100	100%	100%	Yes	100%	100%	Yes
A1.02.06	Bedroom 2	100	100%	100%	Yes	100%	100%	Yes
A1.02.07	LKD	200	100%	100%	Yes	92%	100%	Yes
A1.02.07	Bedroom 1	100	100%	100%	Yes	100%	100%	Yes
A1.02.17	LKD	200	100%	100%	Yes	78%	100%	Yes
A1.02.17	Bedroom 1	100	100%	100%	Yes	100%	100%	Yes
A1.02.17	Bedroom 2	100	100%	100%	Yes	100%	100%	Yes
A1.02.18	LKD	200	100%	100%	Yes	74%	100%	Yes
A1.02.18	Bedroom 1	100	100%	100%	Yes	100%	100%	Yes
A1.02.18	Bedroom 1	100	100%	100%	Yes	100%	100%	Yes

\* For information regarding the criteria under the various guidelines including target Lux please refer to section 5.4 on page 14.  
 \*\* Under the BRE 209 study the SDA has been calculated with deciduous trees represented with both winter and summer foliage.  
 The SDA circa compliance rates across the entire scheme can be found in section 8.1.3 on page 162.

Figure 7.72: Floor plan of assessed building (L), Keyplan highlighting the assessed building (R).



### 7.3.4 Block A1

Table No. 7.73: SDA Results: Block A1, Second Floor

Unit Number	Room Description	BRE 209				I.S. EN 17037		
		Target Lux*	% of area above target Lux* (recommendation >50%)		Meets BRE 209 Criteria*	% of area above 300 Lux (recommendation >50%)	% of area above 100 Lux (recommendation >95%)	Meets I.S. EN 17037 Criteria*
			Winter**	Summer**				
A1.02.08	LKD	200	96%	95%	Yes	62%	100%	Yes
A1.02.08	Bedroom 1	100	100%	100%	Yes	94%	100%	Yes
A1.02.09	LKD	200	100%	100%	Yes	100%	100%	Yes
A1.02.09	Bedroom 1	100	100%	100%	Yes	100%	100%	Yes
A1.02.09	Bedroom 2	100	100%	100%	Yes	96%	100%	Yes
A1.02.10	LKD	200	100%	100%	Yes	100%	100%	Yes
A1.02.10	Bedroom 1	100	100%	100%	Yes	100%	100%	Yes
A1.02.10	Bedroom 2	100	100%	100%	Yes	100%	100%	Yes
A1.02.11	LKD	200	80%	80%	Yes	59%	100%	Yes
A1.02.11	Bedroom 1	100	100%	100%	Yes	100%	100%	Yes
A1.02.12	LKD	200	78%	78%	Yes	58%	100%	Yes
A1.02.12	Bedroom 1	100	100%	100%	Yes	100%	100%	Yes
A1.02.13	LKD	200	78%	78%	Yes	59%	100%	Yes
A1.02.13	Bedroom 1	100	100%	100%	Yes	100%	100%	Yes
A1.02.14	LKD	200	100%	100%	Yes	100%	100%	Yes
A1.02.14	Bedroom 1	100	100%	100%	Yes	62%	100%	Yes
A1.02.14	Bedroom 1	100	100%	100%	Yes	100%	100%	Yes
A1.02.15	LKD	200	96%	96%	Yes	66%	100%	Yes
A1.02.15	Bedroom 1	100	100%	100%	Yes	100%	100%	Yes
A1.02.15	Bedroom 2	100	100%	100%	Yes	100%	100%	Yes
A1.02.16	LKD	200	99%	99%	Yes	75%	100%	Yes
A1.02.16	Bedroom 1	100	100%	100%	Yes	100%	100%	Yes
A1.02.16	Bedroom 2	100	100%	100%	Yes	100%	100%	Yes

\* For information regarding the criteria under the various guidelines including target Lux please refer to section 5.4 on page 14.  
 \*\* Under the BRE 209 study the SDA has been calculated with deciduous trees represented with both winter and summer foliage.  
 The SDA circa compliance rates across the entire scheme can be found in section 8.1.3 on page 162.

Figure 7.73: Floor plan of assessed building (L), Keyplan highlighting the assessed building (R).





### 7.3.5 Block A1

Table No. 7.74: SDA Results: Block A1, Third Floor

Unit Number	Room Description	BRE 209				I.S. EN 17037		
		Target Lux*	% of area above target Lux* (recommendation >50%)		Meets BRE 209 Criteria*	% of area above 300 Lux (recommendation >50%)	% of area above 100 Lux (recommendation >95%)	Meets I.S. EN 17037 Criteria*
			Winter**	Summer**				
A1.03.01	LKD	200	100%	100%	Yes	100%	100%	Yes
A1.03.01	Bedroom 1	100	100%	100%	Yes	100%	100%	Yes
A1.03.01	Bedroom 2	100	100%	100%	Yes	73%	100%	Yes
A1.03.02	LKD	200	57%	57%	Yes	40%	100%	No
A1.03.02	Bedroom 1	100	100%	100%	Yes	100%	100%	Yes
A1.03.03	LKD	200	83%	83%	Yes	59%	100%	Yes
A1.03.03	Bedroom 1	100	100%	100%	Yes	100%	100%	Yes
A1.03.04	LKD	200	87%	87%	Yes	60%	100%	Yes
A1.03.04	Bedroom 1	100	100%	100%	Yes	100%	100%	Yes
A1.03.05	LKD	200	100%	100%	Yes	100%	100%	Yes
A1.03.05	Bedroom 1	100	100%	100%	Yes	100%	100%	Yes
A1.03.05	Bedroom 2	100	100%	100%	Yes	100%	100%	Yes
A1.03.06	LKD	200	100%	100%	Yes	100%	100%	Yes
A1.03.06	Bedroom 1	100	100%	100%	Yes	100%	100%	Yes
A1.03.06	Bedroom 2	100	100%	100%	Yes	100%	100%	Yes
A1.03.07	LKD	200	100%	100%	Yes	100%	100%	Yes
A1.03.07	Bedroom 1	100	100%	100%	Yes	100%	100%	Yes
A1.03.17	LKD	200	100%	100%	Yes	96%	100%	Yes
A1.03.17	Bedroom 1	100	100%	100%	Yes	100%	100%	Yes
A1.03.17	Bedroom 2	100	100%	100%	Yes	100%	100%	Yes
A1.03.18	LKD	200	100%	100%	Yes	78%	100%	Yes
A1.03.18	Bedroom 1	100	100%	100%	Yes	100%	100%	Yes
A1.03.18	Bedroom 1	100	100%	100%	Yes	100%	100%	Yes

\* For information regarding the criteria under the various guidelines including target Lux please refer to section 5.4 on page 14.  
 \*\* Under the BRE 209 study the SDA has been calculated with deciduous trees represented with both winter and summer foliage.  
 The SDA circa compliance rates across the entire scheme can be found in section 8.1.3 on page 162.

Figure 7.74: Floor plan of assessed building (L), Keyplan highlighting the assessed building (R).



### 7.3.6 Block A1

Table No. 7.75: SDA Results: Block A1, Third Floor

Unit Number	Room Description	BRE 209				I.S. EN 17037		
		Target Lux*	% of area above target Lux* (recommendation >50%)		Meets BRE 209 Criteria*	% of area above 300 Lux (recommendation >50%)	% of area above 100 Lux (recommendation >95%)	Meets I.S. EN 17037 Criteria*
			Winter**	Summer**				
A1.03.08	LKD	200	100%	100%	Yes	100%	100%	Yes
A1.03.08	Bedroom 1	100	100%	100%	Yes	100%	100%	Yes
A1.03.09	LKD	200	100%	100%	Yes	100%	100%	Yes
A1.03.09	Bedroom 1	100	100%	100%	Yes	100%	100%	Yes
A1.03.09	Bedroom 2	100	100%	100%	Yes	100%	100%	Yes
A1.03.10	LKD	200	100%	100%	Yes	100%	100%	Yes
A1.03.10	Bedroom 1	100	100%	100%	Yes	100%	100%	Yes
A1.03.10	Bedroom 2	100	100%	100%	Yes	100%	100%	Yes
A1.03.11	LKD	200	100%	100%	Yes	76%	100%	Yes
A1.03.11	Bedroom 1	100	100%	100%	Yes	100%	100%	Yes
A1.03.12	LKD	200	100%	100%	Yes	75%	100%	Yes
A1.03.12	Bedroom 1	100	100%	100%	Yes	100%	100%	Yes
A1.03.13	LKD	200	100%	100%	Yes	76%	100%	Yes
A1.03.13	Bedroom 1	100	100%	100%	Yes	100%	100%	Yes
A1.03.14	LKD	200	100%	100%	Yes	100%	100%	Yes
A1.03.14	Bedroom 1	100	100%	100%	Yes	69%	100%	Yes
A1.03.14	Bedroom 1	100	100%	100%	Yes	100%	100%	Yes
A1.03.15	LKD	200	100%	100%	Yes	86%	100%	Yes
A1.03.15	Bedroom 1	100	100%	100%	Yes	100%	100%	Yes
A1.03.15	Bedroom 2	100	100%	100%	Yes	100%	100%	Yes
A1.03.16	LKD	200	100%	100%	Yes	100%	100%	Yes
A1.03.16	Bedroom 1	100	100%	100%	Yes	100%	100%	Yes
A1.03.16	Bedroom 2	100	100%	100%	Yes	100%	100%	Yes

\* For information regarding the criteria under the various guidelines including target Lux please refer to section 5.4 on page 14.

\*\* Under the BRE 209 study the SDA has been calculated with deciduous trees represented with both winter and summer foliage.

The SDA circa compliance rates across the entire scheme can be found in section 8.1.3 on page 162.

Figure 7.75: Floor plan of assessed building (L), Keyplan highlighting the assessed building (R).



### 7.3.7 Block A1

Table No. 7.76: SDA Results: Block A1, Fourth Floor

Unit Number	Room Description	BRE 209				I.S. EN 17037		
		Target Lux*	% of area above target Lux* (recommendation >50%)		Meets BRE 209 Criteria*	% of area above 300 Lux (recommendation >50%)	% of area above 100 Lux (recommendation >95%)	Meets I.S. EN 17037 Criteria*
			Winter**	Summer**				
A1.04.01	LKD	200	100%	100%	Yes	100%	100%	Yes
A1.04.01	Bedroom 1	100	100%	100%	Yes	100%	100%	Yes
A1.04.01	Bedroom 2	100	100%	100%	Yes	75%	100%	Yes
A1.04.02	LKD	200	100%	100%	Yes	72%	100%	Yes
A1.04.02	Bedroom 1	100	100%	100%	Yes	100%	100%	Yes
A1.04.03	LKD	200	100%	100%	Yes	75%	100%	Yes
A1.04.03	Bedroom 1	100	100%	100%	Yes	100%	100%	Yes
A1.04.04	LKD	200	100%	100%	Yes	77%	100%	Yes
A1.04.04	Bedroom 1	100	100%	100%	Yes	100%	100%	Yes
A1.04.05	LKD	200	100%	100%	Yes	100%	100%	Yes
A1.04.05	Bedroom 1	100	100%	100%	Yes	100%	100%	Yes
A1.04.05	Bedroom 2	100	100%	100%	Yes	100%	100%	Yes
A1.04.06	LKD	200	100%	100%	Yes	100%	100%	Yes
A1.04.06	Bedroom 1	100	100%	100%	Yes	100%	100%	Yes
A1.04.06	Bedroom 2	100	100%	100%	Yes	100%	100%	Yes
A1.04.07	LKD	200	100%	100%	Yes	100%	100%	Yes
A1.04.07	Bedroom 1	100	100%	100%	Yes	100%	100%	Yes
A1.04.08	LKD	200	100%	100%	Yes	100%	100%	Yes
A1.04.08	Bedroom 1	100	100%	100%	Yes	100%	100%	Yes
A1.04.08	Bedroom 2	100	100%	100%	Yes	100%	100%	Yes
A1.04.09	LKD	200	100%	100%	Yes	89%	100%	Yes
A1.04.09	Bedroom 1	100	100%	100%	Yes	100%	100%	Yes
A1.04.09	Bedroom 2	100	100%	100%	Yes	100%	100%	Yes

\* For information regarding the criteria under the various guidelines including target Lux please refer to section 5.4 on page 14.  
 \*\* Under the BRE 209 study the SDA has been calculated with deciduous trees represented with both winter and summer foliage.  
 The SDA circa compliance rates across the entire scheme can be found in section 8.1.3 on page 162.

Figure 7.76: Floor plan of assessed building (L), Keyplan highlighting the assessed building (R).



### 7.3.8 Block A1

Table No. 7.77: SDA Results: Block A1, Fifth Floor

Unit Number	Room Description	BRE 209				I.S. EN 17037		
		Target Lux*	% of area above target Lux* (recommendation >50%)		Meets BRE 209 Criteria*	% of area above 300 Lux (recommendation >50%)	% of area above 100 Lux (recommendation >95%)	Meets I.S. EN 17037 Criteria*
			Winter**	Summer**				
A1.05.01	LKD	200	100%	100%	Yes	100%	100%	Yes
A1.05.01	Bedroom 1	100	100%	100%	Yes	96%	100%	Yes
A1.05.01	Bedroom 2	100	100%	100%	Yes	100%	100%	Yes
A1.05.01	Bedroom 3	100	100%	100%	Yes	100%	100%	Yes
A1.05.02	LKD	200	100%	100%	Yes	100%	100%	Yes
A1.05.02	Bedroom 1	100	100%	100%	Yes	100%	100%	Yes
A1.05.02	Bedroom 2	100	100%	100%	Yes	100%	100%	Yes
A1.05.03	LKD	200	100%	100%	Yes	100%	100%	Yes
A1.05.03	Bedroom 1	100	100%	100%	Yes	100%	100%	Yes
A1.05.03	Bedroom 2	100	100%	100%	Yes	100%	100%	Yes
A1.05.04	LKD	200	61%	61%	Yes	38%	100%	No
A1.05.04	Bedroom 1	100	100%	100%	Yes	100%	100%	Yes
A1.05.04	Bedroom 2	100	100%	100%	Yes	100%	100%	Yes
A1.05.05	LKD	200	100%	100%	Yes	100%	100%	Yes
A1.05.05	Bedroom 1	100	100%	100%	Yes	100%	100%	Yes

\* For information regarding the criteria under the various guidelines including target Lux please refer to section 5.4 on page 14.  
 \*\* Under the BRE 209 study the SDA has been calculated with deciduous trees represented with both winter and summer foliage.  
 The SDA circa compliance rates across the entire scheme can be found in section 8.1.3 on page 162.

Figure 7.77: Floor plan of assessed building (L), Keyplan highlighting the assessed building (R).



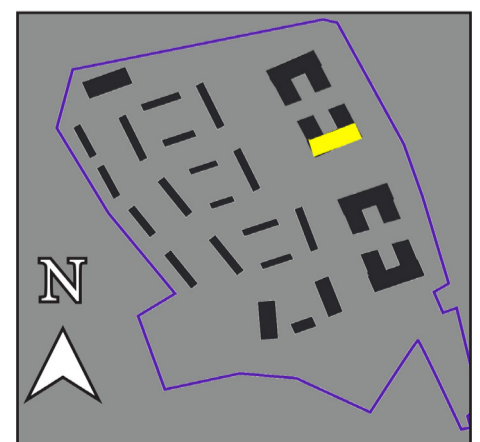
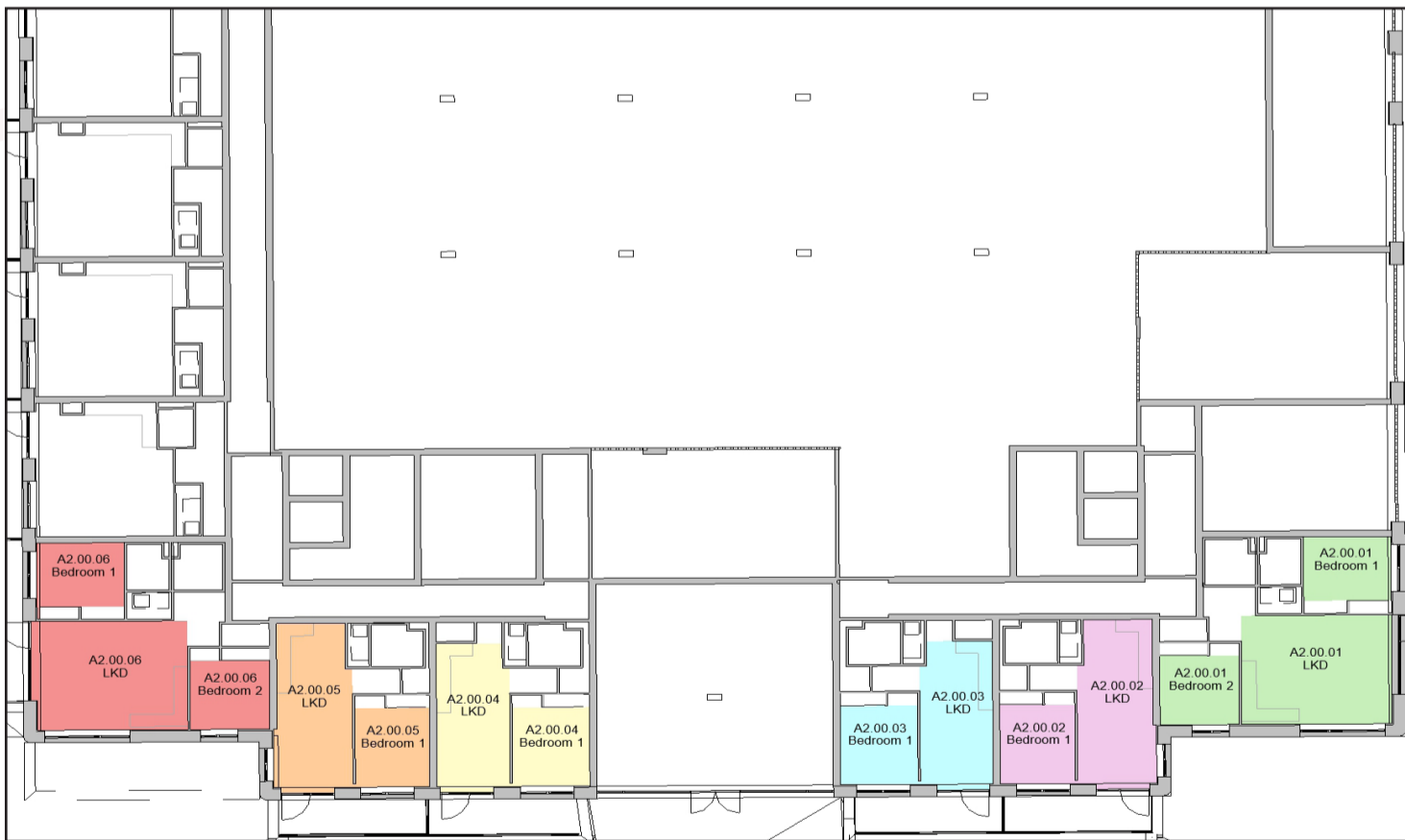
### 7.3.9 Block A2

Table No. 7.78: SDA Results: Block A2, Ground Floor

Unit Number	Room Description	BRE 209				I.S. EN 17037		
		Target Lux*	% of area above target Lux* (recommendation >50%)		Meets BRE 209 Criteria*	% of area above 300 Lux (recommendation >50%)	% of area above 100 Lux (recommendation >95%)	Meets I.S. EN 17037 Criteria*
			Winter**	Summer**				
A2.00.01	LKD	200	100%	100%	Yes	100%	100%	Yes
A2.00.01	Bedroom 1	100	100%	100%	Yes	100%	100%	Yes
A2.00.01	Bedroom 2	100	100%	100%	Yes	42%	100%	No
A2.00.02	LKD	200	51%	51%	Yes	40%	75%	No
A2.00.02	Bedroom 1	100	100%	100%	Yes	35%	100%	No
A2.00.03	LKD	200	34%	34%	No	21%	63%	No
A2.00.03	Bedroom 1	100	100%	100%	Yes	56%	100%	Yes
A2.00.04	LKD	200	35%	35%	No	25%	63%	No
A2.00.04	Bedroom 1	100	100%	100%	Yes	63%	100%	Yes
A2.00.05	LKD	200	54%	54%	Yes	45%	84%	No
A2.00.05	Bedroom 1	100	100%	100%	Yes	63%	100%	Yes
A2.00.06	LKD	200	100%	100%	Yes	100%	100%	Yes
A2.00.06	Bedroom 1	100	100%	100%	Yes	95%	100%	Yes
A2.00.06	Bedroom 2	100	100%	100%	Yes	63%	100%	Yes

\* For information regarding the criteria under the various guidelines including target Lux please refer to section 5.4 on page 14.  
 \*\* Under the BRE 209 study the SDA has been calculated with deciduous trees represented with both winter and summer foliage.  
 The SDA circa compliance rates across the entire scheme can be found in section 8.1.3 on page 162.

Figure 7.78: Floor plan of assessed building (L), Keyplan highlighting the assessed building (R).



### 7.3.10 Block A2

Table No. 7.79: SDA Results: Block A2, Ground Floor

Unit Number	Room Description	BRE 209				I.S. EN 17037		
		Target Lux*	% of area above target Lux* (recommendation >50%)		Meets BRE 209 Criteria*	% of area above 300 Lux (recommendation >50%)	% of area above 100 Lux (recommendation >95%)	Meets I.S. EN 17037 Criteria*
			Winter**	Summer**				
A2.00.07	LKD	200	90%	90%	Yes	58%	100%	Yes
A2.00.07	Bedroom 1	100	100%	100%	Yes	100%	100%	Yes
A2.00.07	Bedroom 2	100	100%	100%	Yes	100%	100%	Yes
A2.00.08	LKD	200	71%	71%	Yes	46%	100%	No
A2.00.08	Bedroom 1	100	100%	100%	Yes	100%	100%	Yes
A2.00.08	Bedroom 2	100	100%	100%	Yes	100%	100%	Yes
A2.00.09	LKD	200	65%	65%	Yes	41%	100%	No
A2.00.09	Bedroom 1	100	100%	100%	Yes	100%	100%	Yes
A2.00.09	Bedroom 2	100	100%	100%	Yes	100%	100%	Yes
A2.00.10	LKD	200	95%	95%	Yes	68%	100%	Yes
A2.00.10	Bedroom 2	100	100%	100%	Yes	100%	100%	Yes
A2.00.10	Bedroom 3	100	100%	100%	Yes	100%	100%	Yes

\* For information regarding the criteria under the various guidelines including target Lux please refer to section 5.4 on page 14.  
 \*\* Under the BRE 209 study the SDA has been calculated with deciduous trees represented with both winter and summer foliage.  
 The SDA circa compliance rates across the entire scheme can be found in section 8.1.3 on page 162.

Figure 7.79: Floor plan of assessed building (L), Keyplan highlighting the assessed building (R).



### 7.3.11 Block A2

Table No. 7.80: SDA Results: Block A2, First Floor

Unit Number	Room Description	BRE 209				I.S. EN 17037		
		Target Lux*	% of area above target Lux* (recommendation >50%)		Meets BRE 209 Criteria*	% of area above 300 Lux (recommendation >50%)	% of area above 100 Lux (recommendation >95%)	Meets I.S. EN 17037 Criteria*
			Winter**	Summer**				
A2.01.01	LKD	200	100%	100%	Yes	100%	100%	Yes
A2.01.01	Bedroom 1	100	100%	100%	Yes	61%	100%	Yes
A2.01.01	Bedroom 2	100	100%	100%	Yes	100%	100%	Yes
A2.01.02	LKD	200	58%	58%	Yes	46%	87%	No
A2.01.02	Bedroom 1	100	100%	100%	Yes	48%	100%	No
A2.01.03	LKD	200	43%	43%	No	25%	72%	No
A2.01.03	Bedroom 1	100	100%	100%	Yes	84%	100%	Yes
A2.01.04	LKD	200	51%	51%	Yes	37%	83%	No
A2.01.13	LKD	200	33%	33%	No	10%	97%	No
A2.01.13	Bedroom 1	100	100%	100%	Yes	52%	100%	Yes
A2.01.14	LKD	200	100%	100%	Yes	100%	100%	Yes
A2.01.14	Bedroom 2	100	100%	100%	Yes	84%	100%	Yes
A2.01.14	Bedroom 1	100	100%	100%	Yes	73%	100%	Yes
A2.01.15	LKD	200	100%	100%	Yes	100%	100%	Yes
A2.01.15	Bedroom 2	100	100%	100%	Yes	90%	100%	Yes
A2.01.15	Bedroom 1	100	100%	100%	Yes	100%	100%	Yes
A2.01.16	LKD	200	56%	56%	Yes	36%	100%	No
A2.01.16	Bedroom 1	100	100%	100%	Yes	100%	100%	Yes
A2.01.17	LKD	200	59%	59%	Yes	41%	100%	No
A2.01.17	Bedroom 1	100	100%	100%	Yes	100%	100%	Yes
A2.01.18	LKD	200	61%	61%	Yes	41%	100%	No
A2.01.18	Bedroom 1	100	100%	100%	Yes	100%	100%	Yes

\* For information regarding the criteria under the various guidelines including target Lux please refer to section 5.4 on page 14.  
 \*\* Under the BRE 209 study the SDA has been calculated with deciduous trees represented with both winter and summer foliage.  
 The SDA circa compliance rates across the entire scheme can be found in section 8.1.3 on page 162.

Figure 7.80: Floor plan of assessed building (L), Keyplan highlighting the assessed building (R).



### 7.3.12 Block A2

Table No. 7.81: SDA Results: Block A2, First Floor

Unit Number	Room Description	BRE 209				I.S. EN 17037		
		Target Lux*	% of area above target Lux* (recommendation >50%)		Meets BRE 209 Criteria*	% of area above 300 Lux (recommendation >50%)	% of area above 100 Lux (recommendation >95%)	Meets I.S. EN 17037 Criteria*
			Winter**	Summer**				
A2.01.04	LKD	200	51%	51%	Yes	37%	83%	No
A2.01.04	Bedroom 1	100	100%	100%	Yes	100%	100%	Yes
A2.01.05	LKD	200	67%	67%	Yes	54%	100%	Yes
A2.01.05	Bedroom 1	100	100%	100%	Yes	100%	100%	Yes
A2.01.06	LKD	200	100%	100%	Yes	100%	100%	Yes
A2.01.06	Bedroom 1	100	100%	100%	Yes	95%	100%	Yes
A2.01.06	Bedroom 2	100	100%	100%	Yes	100%	100%	Yes
A2.01.11	LKD	200	100%	100%	Yes	88%	100%	Yes
A2.01.11	Bedroom 2	100	100%	100%	Yes	57%	100%	Yes
A2.01.11	Bedroom 1	100	100%	100%	Yes	50%	100%	Yes
A2.01.12	LKD	200	34%	34%	No	7%	99%	No
A2.01.12	Bedroom 1	100	100%	100%	Yes	33%	100%	No

\* For information regarding the criteria under the various guidelines including target Lux please refer to section 5.4 on page 14.  
 \*\* Under the BRE 209 study the SDA has been calculated with deciduous trees represented with both winter and summer foliage.  
 The SDA circa compliance rates across the entire scheme can be found in section 8.1.3 on page 162.

Figure 7.81: Floor plan of assessed building (L), Keyplan highlighting the assessed building (R).





### 7.3.13 Block A2

Table No. 7.82: SDA Results: Block A2, Second Floor

Unit Number	Room Description	BRE 209				I.S. EN 17037		
		Target Lux*	% of area above target Lux* (recommendation >50%)		Meets BRE 209 Criteria*	% of area above 300 Lux (recommendation >50%)	% of area above 100 Lux (recommendation >95%)	Meets I.S. EN 17037 Criteria*
			Winter**	Summer**				
A2.02.01	LKD	200	100%	100%	Yes	100%	100%	Yes
A2.02.01	Bedroom 1	100	100%	100%	Yes	100%	100%	Yes
A2.02.01	Bedroom 2	100	100%	100%	Yes	75%	100%	Yes
A2.02.02	LKD	200	57%	57%	Yes	45%	87%	No
A2.02.02	Bedroom 1	100	100%	100%	Yes	67%	100%	Yes
A2.02.03	LKD	200	51%	51%	Yes	35%	84%	No
A2.02.03	Bedroom 1	100	100%	100%	Yes	97%	100%	Yes
A2.02.04	LKD	200	91%	91%	Yes	68%	100%	Yes
A2.02.04	Bedroom 1	100	100%	100%	Yes	100%	100%	Yes
A2.02.04	Bedroom 2	100	100%	100%	Yes	48%	100%	No
A2.02.15	LKD	200	53%	53%	Yes	30%	100%	No
A2.02.15	Bedroom 1	100	100%	100%	Yes	61%	100%	Yes
A2.02.16	LKD	200	100%	100%	Yes	100%	100%	Yes
A2.02.16	Bedroom 1	100	100%	100%	Yes	100%	100%	Yes
A2.02.16	Bedroom 2	100	100%	100%	Yes	100%	100%	Yes
A2.02.17	LKD	200	100%	100%	Yes	100%	100%	Yes
A2.02.17	Bedroom 1	100	100%	100%	Yes	100%	100%	Yes
A2.02.17	Bedroom 2	100	100%	100%	Yes	100%	100%	Yes
A2.02.18	LKD	200	67%	67%	Yes	47%	100%	No
A2.02.18	Bedroom 1	100	100%	100%	Yes	100%	100%	Yes
A2.02.19	LKD	200	67%	67%	Yes	46%	100%	No
A2.02.19	Bedroom 1	100	100%	100%	Yes	100%	100%	Yes
A2.02.20	LKD	200	67%	67%	Yes	46%	100%	No
A2.02.20	Bedroom 1	100	100%	100%	Yes	100%	100%	Yes

\* For information regarding the criteria under the various guidelines including target Lux please refer to section 5.4 on page 14.  
 \*\* Under the BRE 209 study the SDA has been calculated with deciduous trees represented with both winter and summer foliage. The SDA circa compliance rates across the entire scheme can be found in section 8.1.3 on page 162.

Figure 7.82: Floor plan of assessed building (L), Keyplan highlighting the assessed building (R).



### 7.3.14 Block A2

Table No. 7.83: SDA Results: Block A2, Second Floor

Unit Number	Room Description	BRE 209				I.S. EN 17037		
		Target Lux*	% of area above target Lux* (recommendation >50%)		Meets BRE 209 Criteria*	% of area above 300 Lux (recommendation >50%)	% of area above 100 Lux (recommendation >95%)	Meets I.S. EN 17037 Criteria*
			Winter**	Summer**				
A2.02.05	LKD	200	95%	95%	Yes	70%	100%	Yes
A2.02.05	Bedroom 1	100	100%	100%	Yes	100%	100%	Yes
A2.02.05	Bedroom 2	100	100%	100%	Yes	49%	100%	No
A2.02.06	LKD	200	66%	66%	Yes	49%	100%	No
A2.02.06	Bedroom 1	100	100%	100%	Yes	100%	100%	Yes
A2.02.07	LKD	200	77%	77%	Yes	64%	100%	Yes
A2.02.07	Bedroom 1	100	100%	100%	Yes	100%	100%	Yes
A2.02.08	LKD	200	100%	100%	Yes	100%	100%	Yes
A2.02.08	Bedroom 1	100	100%	100%	Yes	100%	100%	Yes
A2.02.08	Bedroom 2	100	100%	100%	Yes	100%	100%	Yes
A2.02.09	LKD	200	68%	68%	Yes	50%	100%	Yes
A2.02.09	Bedroom 1	100	100%	100%	Yes	100%	100%	Yes
A2.02.10	LKD	200	68%	68%	Yes	50%	100%	Yes
A2.02.10	Bedroom 1	100	100%	100%	Yes	100%	100%	Yes
A2.02.11	LKD	200	68%	68%	Yes	50%	100%	Yes
A2.02.11	Bedroom 1	100	100%	100%	Yes	100%	100%	Yes
A2.02.12	LKD	200	100%	100%	Yes	100%	100%	Yes
A2.02.12	Bedroom 1	100	100%	100%	Yes	100%	100%	Yes
A2.02.12	Bedroom 2	100	100%	100%	Yes	100%	100%	Yes
A2.02.13	LKD	200	100%	100%	Yes	91%	100%	Yes
A2.02.13	Bedroom 1	100	100%	100%	Yes	73%	100%	Yes
A2.02.13	Bedroom 2	100	100%	100%	Yes	63%	100%	Yes
A2.02.14	LKD	200	39%	39%	No	8%	97%	No
A2.02.14	Bedroom 1	100	100%	100%	Yes	43%	100%	No

\* For information regarding the criteria under the various guidelines including target Lux please refer to section 5.4 on page 14.  
 \*\* Under the BRE 209 study the SDA has been calculated with deciduous trees represented with both winter and summer foliage.  
 The SDA circa compliance rates across the entire scheme can be found in section 8.1.3 on page 162.

Figure 7.83: Floor plan of assessed building (L), Keyplan highlighting the assessed building (R).



### 7.3.15 Block A2

Table No. 7.84: SDA Results: Block A2, Third Floor

Unit Number	Room Description	BRE 209				I.S. EN 17037		
		Target Lux*	% of area above target Lux* (recommendation >50%)		Meets BRE 209 Criteria*	% of area above 300 Lux (recommendation >50%)	% of area above 100 Lux (recommendation >95%)	Meets I.S. EN 17037 Criteria*
			Winter**	Summer**				
A2.03.01	LKD	200	100%	100%	Yes	100%	100%	Yes
A2.03.01	Bedroom 1	100	100%	100%	Yes	100%	100%	Yes
A2.03.01	Bedroom 2	100	100%	100%	Yes	92%	100%	Yes
A2.03.02	LKD	200	68%	68%	Yes	55%	100%	Yes
A2.03.02	Bedroom 1	100	100%	100%	Yes	94%	100%	Yes
A2.03.03	LKD	200	59%	59%	Yes	44%	99%	No
A2.03.03	Bedroom 1	100	100%	100%	Yes	100%	100%	Yes
A2.03.04	LKD	200	100%	100%	Yes	82%	100%	Yes
A2.03.04	Bedroom 1	100	100%	100%	Yes	100%	100%	Yes
A2.03.15	LKD	200	82%	81%	Yes	52%	100%	Yes
A2.03.15	Bedroom 1	100	100%	100%	Yes	81%	100%	Yes
A2.03.16	LKD	200	100%	100%	Yes	100%	100%	Yes
A2.03.16	Bedroom 1	100	100%	100%	Yes	100%	100%	Yes
A2.03.16	Bedroom 2	100	100%	100%	Yes	100%	100%	Yes
A2.03.17	LKD	200	100%	100%	Yes	100%	100%	Yes
A2.03.17	Bedroom 1	100	100%	100%	Yes	100%	100%	Yes
A2.03.17	Bedroom 2	100	100%	100%	Yes	100%	100%	Yes
A2.03.18	LKD	200	69%	69%	Yes	50%	100%	Yes
A2.03.18	Bedroom 1	100	100%	100%	Yes	100%	100%	Yes
A2.03.19	LKD	200	68%	68%	Yes	50%	100%	Yes
A2.03.19	Bedroom 1	100	100%	100%	Yes	100%	100%	Yes
A2.03.20	LKD	200	68%	68%	Yes	50%	100%	Yes
A2.03.20	Bedroom 1	100	100%	100%	Yes	100%	100%	Yes

\* For information regarding the criteria under the various guidelines including target Lux please refer to section 5.4 on page 14.  
 \*\* Under the BRE 209 study the SDA has been calculated with deciduous trees represented with both winter and summer foliage.  
 The SDA circa compliance rates across the entire scheme can be found in section 8.1.3 on page 162.

Figure 7.84: Floor plan of assessed building (L), Keyplan highlighting the assessed building (R).



### 7.3.16 Block A2

Table No. 7.85: SDA Results: Block A2, Third Floor

Unit Number	Room Description	BRE 209				I.S. EN 17037		
		Target Lux*	% of area above target Lux* (recommendation >50%)		Meets BRE 209 Criteria*	% of area above 300 Lux (recommendation >50%)	% of area above 100 Lux (recommendation >95%)	Meets I.S. EN 17037 Criteria*
			Winter**	Summer**				
A2.03.05	LKD	200	100%	100%	Yes	88%	100%	Yes
A2.03.05	Bedroom 1	100	100%	100%	Yes	100%	100%	Yes
A2.03.05	Bedroom 2	100	100%	100%	Yes	60%	100%	Yes
A2.03.06	LKD	200	73%	73%	Yes	56%	100%	Yes
A2.03.06	Bedroom 1	100	100%	100%	Yes	100%	100%	Yes
A2.03.07	LKD	200	87%	87%	Yes	68%	100%	Yes
A2.03.07	Bedroom 1	100	100%	100%	Yes	100%	100%	Yes
A2.03.08	LKD	200	100%	100%	Yes	100%	100%	Yes
A2.03.08	Bedroom 1	100	100%	100%	Yes	100%	100%	Yes
A2.03.08	Bedroom 2	100	100%	100%	Yes	100%	100%	Yes
A2.03.09	LKD	200	95%	95%	Yes	66%	100%	Yes
A2.03.09	Bedroom 1	100	100%	100%	Yes	100%	100%	Yes
A2.03.10	LKD	200	94%	94%	Yes	64%	100%	Yes
A2.03.10	Bedroom 1	100	100%	100%	Yes	100%	100%	Yes
A2.03.11	LKD	200	94%	94%	Yes	65%	100%	Yes
A2.03.11	Bedroom 1	100	100%	100%	Yes	100%	100%	Yes
A2.03.12	LKD	200	100%	100%	Yes	100%	100%	Yes
A2.03.12	Bedroom 1	100	100%	100%	Yes	100%	100%	Yes
A2.03.12	Bedroom 2	100	100%	100%	Yes	100%	100%	Yes
A2.03.13	LKD	200	100%	100%	Yes	88%	100%	Yes
A2.03.13	Bedroom 1	100	100%	100%	Yes	92%	100%	Yes
A2.03.13	Bedroom 2	100	100%	100%	Yes	82%	100%	Yes
A2.03.14	LKD	200	51%	51%	Yes	18%	100%	No
A2.03.14	Bedroom 1	100	100%	100%	Yes	57%	100%	Yes

\* For information regarding the criteria under the various guidelines including target Lux please refer to section 5.4 on page 14.  
 \*\* Under the BRE 209 study the SDA has been calculated with deciduous trees represented with both winter and summer foliage.  
 The SDA circa compliance rates across the entire scheme can be found in section 8.1.3 on page 162.

Figure 7.85: Floor plan of assessed building (L), Keyplan highlighting the assessed building (R).



### 7.3.17 Block A2

Table No. 7.86: SDA Results: Block A2, Fourth Floor

Unit Number	Room Description	BRE 209				I.S. EN 17037		
		Target Lux*	% of area above target Lux* (recommendation >50%)		Meets BRE 209 Criteria*	% of area above 300 Lux (recommendation >50%)	% of area above 100 Lux (recommendation >95%)	Meets I.S. EN 17037 Criteria*
			Winter**	Summer**				
A2.04.01	LKD	200	100%	100%	Yes	100%	100%	Yes
A2.04.01	Bedroom 1	100	100%	100%	Yes	100%	100%	Yes
A2.04.01	Bedroom 2	100	100%	100%	Yes	100%	100%	Yes
A2.04.02	LKD	200	77%	77%	Yes	62%	100%	Yes
A2.04.02	Bedroom 1	100	100%	100%	Yes	100%	100%	Yes
A2.04.03	LKD	200	82%	82%	Yes	65%	100%	Yes
A2.04.03	Bedroom 1	100	100%	100%	Yes	100%	100%	Yes
A2.04.04	LKD	200	100%	100%	Yes	100%	100%	Yes
A2.04.04	Bedroom 1	100	100%	100%	Yes	100%	100%	Yes
A2.04.04	Bedroom 2	100	100%	100%	Yes	60%	100%	Yes
A2.04.13	LKD	200	100%	100%	Yes	82%	100%	Yes
A2.04.13	Bedroom 1	100	100%	100%	Yes	87%	100%	Yes
A2.04.14	LKD	200	100%	100%	Yes	100%	100%	Yes
A2.04.14	Bedroom 1	100	100%	100%	Yes	100%	100%	Yes
A2.04.14	Bedroom 2	100	100%	100%	Yes	100%	100%	Yes
A2.04.15	LKD	200	100%	100%	Yes	100%	100%	Yes
A2.04.15	Bedroom 1	100	100%	100%	Yes	100%	100%	Yes
A2.04.15	Bedroom 2	100	100%	100%	Yes	100%	100%	Yes
A2.04.16	LKD	200	64%	64%	Yes	44%	100%	No
A2.04.16	Bedroom 1	100	100%	100%	Yes	100%	100%	Yes
A2.04.17	LKD	200	69%	69%	Yes	50%	100%	Yes
A2.04.17	Bedroom 1	100	100%	100%	Yes	100%	100%	Yes
A2.04.18	LKD	200	69%	69%	Yes	50%	100%	Yes
A2.04.18	Bedroom 1	100	100%	100%	Yes	100%	100%	Yes

\* For information regarding the criteria under the various guidelines including target Lux please refer to section 5.4 on page 14.  
 \*\* Under the BRE 209 study the SDA has been calculated with deciduous trees represented with both winter and summer foliage.  
 The SDA circa compliance rates across the entire scheme can be found in section 8.1.3 on page 162.

Figure 7.86: Floor plan of assessed building (L), Keyplan highlighting the assessed building (R).



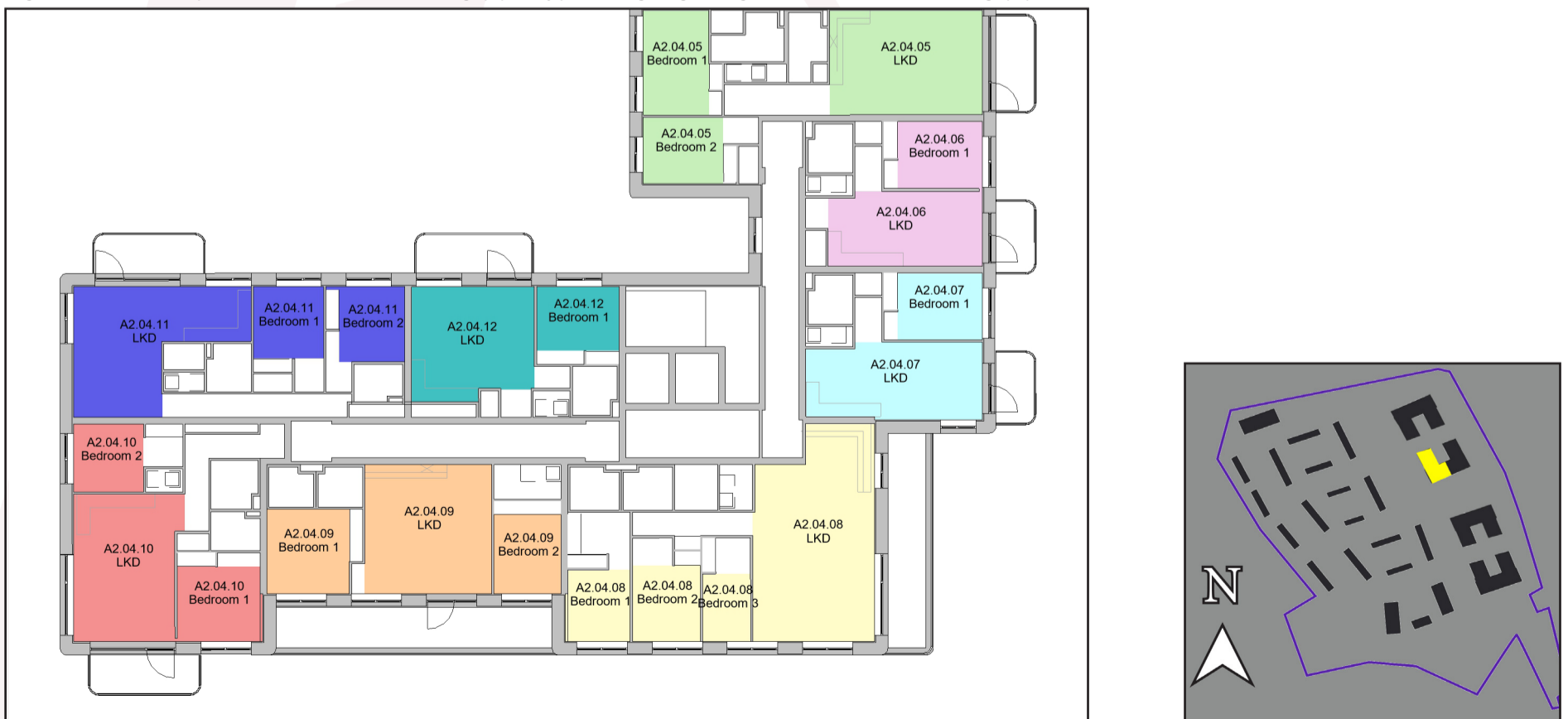
### 7.3.18 Block A2

Table No. 7.87: SDA Results: Block A2, Fourth Floor

Unit Number	Room Description	BRE 209				I.S. EN 17037		
		Target Lux*	% of area above target Lux* (recommendation >50%)		Meets BRE 209 Criteria*	% of area above 300 Lux (recommendation >50%)	% of area above 100 Lux (recommendation >95%)	Meets I.S. EN 17037 Criteria*
			Winter**	Summer**				
A2.04.05	LKD	200	100%	100%	Yes	100%	100%	Yes
A2.04.05	Bedroom 2	100	100%	100%	Yes	76%	100%	Yes
A2.04.05	Bedroom 1	100	100%	100%	Yes	100%	100%	Yes
A2.04.06	LKD	200	99%	99%	Yes	73%	100%	Yes
A2.04.06	Bedroom 1	100	100%	100%	Yes	100%	100%	Yes
A2.04.07	LKD	200	100%	100%	Yes	82%	100%	Yes
A2.04.07	Bedroom 1	100	100%	100%	Yes	100%	100%	Yes
A2.04.08	LKD	200	100%	100%	Yes	100%	100%	Yes
A2.04.08	Bedroom 3	100	100%	100%	Yes	100%	100%	Yes
A2.04.08	Bedroom 2	100	100%	100%	Yes	100%	100%	Yes
A2.04.08	Bedroom 1	100	100%	100%	Yes	100%	100%	Yes
A2.04.09	LKD	200	100%	100%	Yes	100%	100%	Yes
A2.04.09	Bedroom 2	100	100%	100%	Yes	100%	100%	Yes
A2.04.09	Bedroom 1	100	100%	100%	Yes	100%	100%	Yes
A2.04.10	LKD	200	100%	100%	Yes	100%	100%	Yes
A2.04.10	Bedroom 2	100	100%	100%	Yes	100%	100%	Yes
A2.04.10	Bedroom 1	100	100%	100%	Yes	100%	100%	Yes
A2.04.11	LKD	200	100%	100%	Yes	100%	100%	Yes
A2.04.11	Bedroom 1	100	100%	100%	Yes	100%	100%	Yes
A2.04.11	Bedroom 2	100	100%	100%	Yes	98%	100%	Yes
A2.04.12	LKD	200	100%	100%	Yes	76%	100%	Yes
A2.04.12	Bedroom 1	100	100%	100%	Yes	94%	100%	Yes

\* For information regarding the criteria under the various guidelines including target Lux please refer to section 5.4 on page 14.  
 \*\* Under the BRE 209 study the SDA has been calculated with deciduous trees represented with both winter and summer foliage.  
 The SDA circa compliance rates across the entire scheme can be found in section 8.1.3 on page 162.

Figure 7.87: Floor plan of assessed building (L), Keyplan highlighting the assessed building (R).



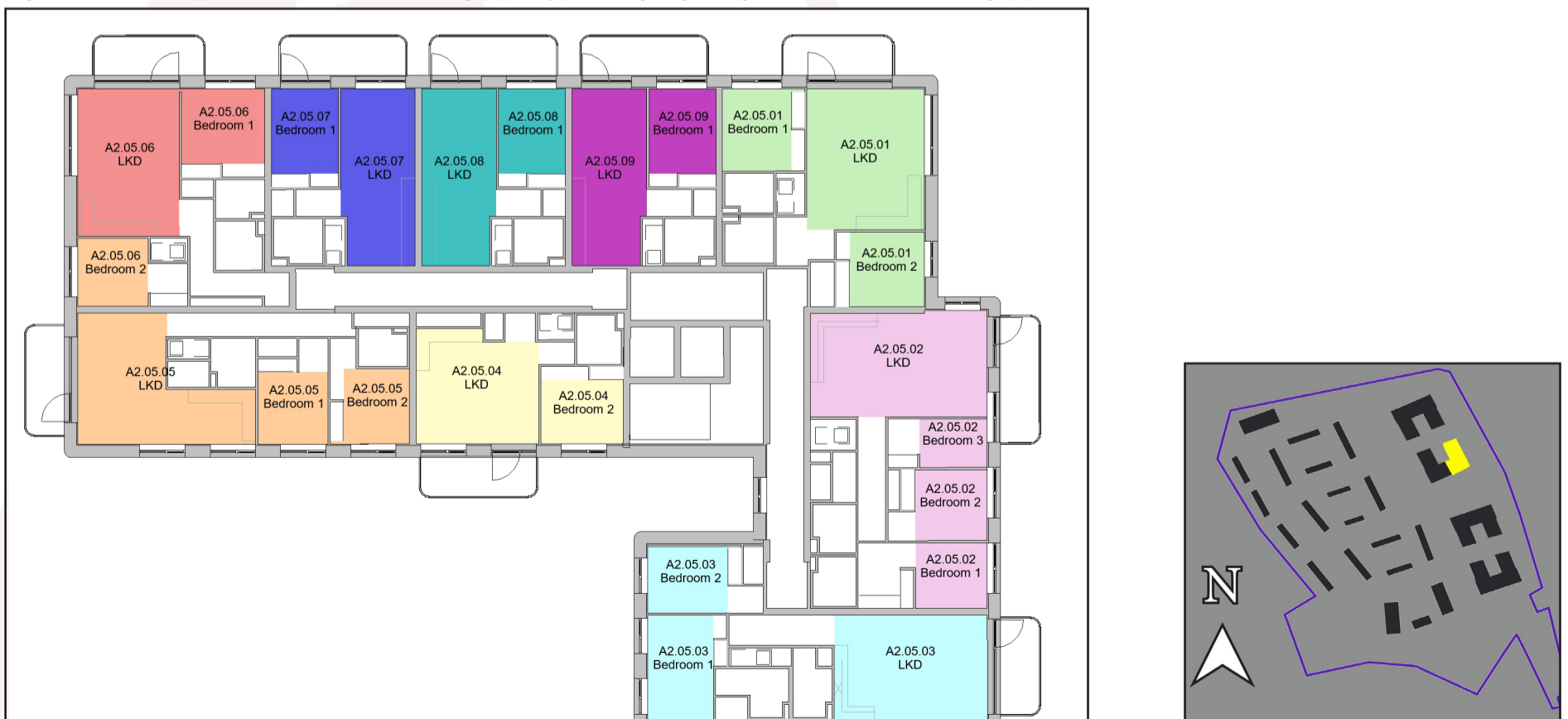
### 7.3.19 Block A2

Table No. 7.88: SDA Results: Block A2, Fifth Floor

Unit Number	Room Description	BRE 209				I.S. EN 17037		
		Target Lux*	% of area above target Lux* (recommendation >50%)		Meets BRE 209 Criteria*	% of area above 300 Lux (recommendation >50%)	% of area above 100 Lux (recommendation >95%)	Meets I.S. EN 17037 Criteria*
			Winter**	Summer**				
A2.05.01	LKD	200	100%	100%	Yes	100%	100%	Yes
A2.05.01	Bedroom 1	100	100%	100%	Yes	100%	100%	Yes
A2.05.01	Bedroom 2	100	100%	100%	Yes	100%	100%	Yes
A2.05.02	LKD	200	100%	100%	Yes	72%	100%	Yes
A2.05.02	Bedroom 1	100	100%	100%	Yes	100%	100%	Yes
A2.05.02	Bedroom 2	100	100%	100%	Yes	100%	100%	Yes
A2.05.02	Bedroom 3	100	100%	100%	Yes	100%	100%	Yes
A2.05.03	LKD	200	100%	100%	Yes	100%	100%	Yes
A2.05.03	Bedroom 1	100	100%	100%	Yes	100%	100%	Yes
A2.05.03	Bedroom 2	100	100%	100%	Yes	78%	100%	Yes
A2.05.04	LKD	200	100%	100%	Yes	100%	100%	Yes
A2.05.04	Bedroom 2	100	100%	100%	Yes	100%	100%	Yes
A2.05.05	LKD	200	100%	100%	Yes	100%	100%	Yes
A2.05.05	Bedroom 1	100	100%	100%	Yes	100%	100%	Yes
A2.05.05	Bedroom 2	100	100%	100%	Yes	100%	100%	Yes
A2.05.06	LKD	200	100%	100%	Yes	100%	100%	Yes
A2.05.06	Bedroom 1	100	100%	100%	Yes	100%	100%	Yes
A2.05.06	Bedroom 2	100	100%	100%	Yes	100%	100%	Yes
A2.05.07	LKD	200	73%	73%	Yes	54%	100%	Yes
A2.05.07	Bedroom 1	100	100%	100%	Yes	100%	100%	Yes
A2.05.08	LKD	200	82%	82%	Yes	59%	100%	Yes
A2.05.08	Bedroom 1	100	100%	100%	Yes	100%	100%	Yes
A2.05.09	LKD	200	82%	82%	Yes	59%	100%	Yes
A2.05.09	Bedroom 1	100	100%	100%	Yes	100%	100%	Yes

\* For information regarding the criteria under the various guidelines including target Lux please refer to section 5.4 on page 14.  
 \*\* Under the BRE 209 study the SDA has been calculated with deciduous trees represented with both winter and summer foliage.  
 The SDA circa compliance rates across the entire scheme can be found in section 8.1.3 on page 162.

Figure 7.88: Floor plan of assessed building (L), Keyplan highlighting the assessed building (R).



### 7.3.20 Block A2

Table No. 7.89: SDA Results: Block A2, Sixth Floor

Unit Number	Room Description	BRE 209				I.S. EN 17037		
		Target Lux*	% of area above target Lux* (recommendation >50%)		Meets BRE 209 Criteria*	% of area above 300 Lux (recommendation >50%)	% of area above 100 Lux (recommendation >95%)	Meets I.S. EN 17037 Criteria*
			Winter**	Summer**				
A2.06.01	LKD	200	100%	100%	Yes	100%	100%	Yes
A2.06.01	Bedroom 1	100	100%	100%	Yes	100%	100%	Yes
A2.06.01	Bedroom 2	100	100%	100%	Yes	100%	100%	Yes
A2.06.02	LKD	200	100%	100%	Yes	91%	100%	Yes
A2.06.02	Bedroom 1	100	100%	100%	Yes	100%	100%	Yes
A2.06.02	Bedroom 2	100	100%	100%	Yes	100%	100%	Yes
A2.06.02	Bedroom 3	100	100%	100%	Yes	100%	100%	Yes
A2.06.03	LKD	200	100%	100%	Yes	100%	100%	Yes
A2.06.03	Bedroom 1	100	100%	100%	Yes	100%	100%	Yes
A2.06.03	Bedroom 2	100	100%	100%	Yes	94%	100%	Yes
A2.06.04	LKD	200	100%	100%	Yes	100%	100%	Yes
A2.06.04	Bedroom 1	100	100%	100%	Yes	100%	100%	Yes
A2.06.04	Bedroom 2	100	100%	100%	Yes	100%	100%	Yes
A2.06.04	Bedroom 3	100	100%	100%	Yes	100%	100%	Yes
A2.06.05	LKD	200	100%	100%	Yes	100%	100%	Yes
A2.06.05	Bedroom 1	100	100%	100%	Yes	100%	100%	Yes
A2.06.05	Bedroom 2	100	100%	100%	Yes	100%	100%	Yes
A2.06.05	Bedroom 3	100	100%	100%	Yes	100%	100%	Yes

\* For information regarding the criteria under the various guidelines including target Lux please refer to section 5.4 on page 14.  
 \*\* Under the BRE 209 study the SDA has been calculated with deciduous trees represented with both winter and summer foliage.  
 The SDA circa compliance rates across the entire scheme can be found in section 8.1.3 on page 162.

Figure 7.89: Floor plan of assessed building (L), Keyplan highlighting the assessed building (R).





### 7.3.21 Block B1

Table No. 7.90: SDA Results: Block B1, First Floor

Unit Number	Room Description	BRE 209				I.S. EN 17037		
		Target Lux*	% of area above target Lux* (recommendation >50%)		Meets BRE 209 Criteria*	% of area above 300 Lux (recommendation >50%)	% of area above 100 Lux (recommendation >95%)	Meets I.S. EN 17037 Criteria*
			Winter**	Summer**				
B1.01.01	LKD	200	100%	100%	Yes	100%	100%	Yes
B1.01.01	Bedroom 1	100	100%	100%	Yes	100%	100%	Yes
B1.01.01	Bedroom 2	100	78%	78%	Yes	16%	83%	No
B1.01.02	LKD	200	59%	59%	Yes	40%	100%	No
B1.01.02	Bedroom 1	100	100%	100%	Yes	38%	100%	No
B1.01.03	LKD	200	59%	59%	Yes	40%	100%	No
B1.01.03	Bedroom 1	100	100%	100%	Yes	33%	100%	No
B1.01.04	LKD	200	60%	60%	Yes	40%	100%	No
B1.01.04	Bedroom 1	100	100%	100%	Yes	38%	100%	No
B1.01.05	LKD	200	100%	100%	Yes	100%	100%	Yes
B1.01.05	Bedroom 1	100	100%	100%	Yes	100%	100%	Yes
B1.01.05	Bedroom 2	100	100%	100%	Yes	20%	100%	No
B1.01.06	LKD	200	100%	100%	Yes	94%	100%	Yes
B1.01.06	Bedroom 1	100	100%	99%	Yes	16%	100%	No
B1.01.06	Bedroom 2	100	100%	100%	Yes	63%	100%	Yes
B1.01.07	LKD	200	23%	22%	No	8%	56%	No
B1.01.07	Bedroom 1	100	82%	82%	Yes	30%	95%	No
B1.01.08	LKD	200	11%	11%	No	4%	38%	No
B1.01.08	Bedroom 1	100	31%	31%	No	0%	38%	No
B1.01.16	LKD	200	39%	39%	No	25%	72%	No
B1.01.16	Bedroom 1	100	98%	98%	Yes	30%	100%	No
B1.01.16	Bedroom 2	100	83%	83%	Yes	22%	93%	No
B1.01.16	Bedroom 3	100	85%	85%	Yes	0%	89%	No

\* For information regarding the criteria under the various guidelines including target Lux please refer to section 5.4 on page 14.  
 \*\* Under the BRE 209 study the SDA has been calculated with deciduous trees represented with both winter and summer foliage.  
 The SDA circa compliance rates across the entire scheme can be found in section 8.1.3 on page 162.

Figure 7.90: Floor plan of assessed building (L), Keyplan highlighting the assessed building (R).



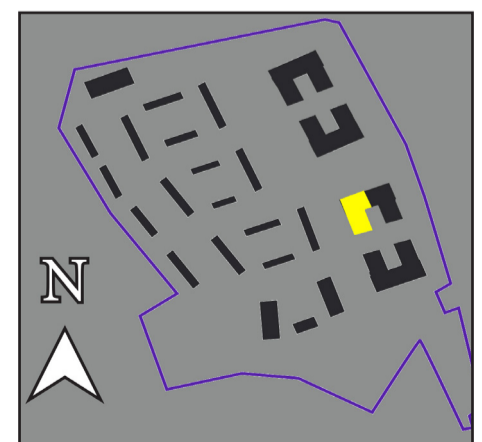
### 7.3.22 Block B1

Table No. 7.91: SDA Results: Block B1 , First Floor

Unit Number	Room Description	BRE 209				I.S. EN 17037		
		Target Lux*	% of area above target Lux* (recommendation >50%)		Meets BRE 209 Criteria*	% of area above 300 Lux (recommendation >50%)	% of area above 100 Lux (recommendation >95%)	Meets I.S. EN 17037 Criteria*
			Winter**	Summer**				
B1.01.09	LKD	200	100%	100%	Yes	92%	100%	Yes
B1.01.09	Bedroom 1	100	100%	100%	Yes	77%	100%	Yes
B1.01.09	Bedroom 2	100	100%	100%	Yes	100%	100%	Yes
B1.01.10	LKD	200	40%	40%	No	25%	71%	No
B1.01.10	Bedroom 1	100	100%	100%	Yes	21%	100%	No
B1.01.11	LKD	200	42%	42%	No	26%	78%	No
B1.01.11	Bedroom 1	100	100%	100%	Yes	21%	100%	No
B1.01.12	LKD	200	42%	42%	No	26%	80%	No
B1.01.12	Bedroom 1	100	100%	100%	Yes	21%	100%	No
B1.01.13	LKD	200	100%	100%	Yes	88%	100%	Yes
B1.01.13	Bedroom 1	100	100%	100%	Yes	68%	100%	Yes
B1.01.13	Bedroom 2	100	68%	68%	Yes	16%	71%	No
B1.01.14	LKD	200	51%	51%	Yes	36%	95%	No
B1.01.14	Bedroom 1	100	100%	100%	Yes	38%	100%	No
B1.01.14	Bedroom 2	100	97%	97%	Yes	23%	100%	No

\* For information regarding the criteria under the various guidelines including target Lux please refer to section 5.4 on page 14.  
 \*\* Under the BRE 209 study the SDA has been calculated with deciduous trees represented with both winter and summer foliage.  
 The SDA circa compliance rates across the entire scheme can be found in section 8.1.3 on page 162.

Figure 7.91: Floor plan of assessed building (L), Keyplan highlighting the assessed building (R).



### 7.3.23 Block B1

Table No. 7.92: SDA Results: Block B1, Second Floor

Unit Number	Room Description	BRE 209				I.S. EN 17037		
		Target Lux*	% of area above target Lux* (recommendation >50%)		Meets BRE 209 Criteria*	% of area above 300 Lux (recommendation >50%)	% of area above 100 Lux (recommendation >95%)	Meets I.S. EN 17037 Criteria*
			Winter**	Summer**				
B1.02.01	LKD	200	100%	100%	Yes	100%	100%	Yes
B1.02.01	Bedroom 1	100	100%	100%	Yes	100%	100%	Yes
B1.02.01	Bedroom 2	100	78%	78%	Yes	16%	83%	No
B1.02.02	LKD	200	59%	59%	Yes	40%	100%	No
B1.02.02	Bedroom 1	100	100%	100%	Yes	38%	100%	No
B1.01.03	LKD	200	59%	59%	Yes	40%	100%	No
B1.02.03	Bedroom 1	100	100%	100%	Yes	33%	100%	No
B1.02.04	LKD	200	60%	60%	Yes	40%	100%	No
B1.02.04	Bedroom 1	100	100%	100%	Yes	38%	100%	No
B1.02.05	LKD	200	100%	100%	Yes	100%	100%	Yes
B1.02.05	Bedroom 1	100	100%	100%	Yes	100%	100%	Yes
B1.02.05	Bedroom 2	100	100%	100%	Yes	20%	100%	No
B1.02.06	LKD	200	100%	100%	Yes	94%	100%	Yes
B1.02.06	Bedroom 1	100	100%	99%	Yes	16%	100%	No
B1.02.06	Bedroom 2	100	100%	100%	Yes	63%	100%	Yes
B1.02.07	LKD	200	23%	23%	No	8%	56%	No
B1.02.07	Bedroom 1	100	82%	82%	Yes	30%	95%	No
B1.02.08	LKD	200	11%	11%	No	4%	38%	No
B1.02.08	Bedroom 1	100	31%	31%	No	0%	38%	No
B1.02.16	LKD	200	36%	36%	No	14%	76%	No
B1.02.16	Bedroom 1	100	100%	100%	Yes	100%	100%	Yes
B1.02.16	Bedroom 2	100	97%	97%	Yes	48%	100%	No
B1.02.17	LKD	200	54%	54%	Yes	41%	99%	No
B1.02.17	Bedroom 1	100	100%	100%	Yes	46%	100%	No
B1.02.17	Bedroom 2	100	100%	100%	Yes	39%	100%	No

\* For information regarding the criteria under the various guidelines including target Lux please refer to section 5.4 on page 14.  
 \*\* Under the BRE 209 study the SDA has been calculated with deciduous trees represented with both winter and summer foliage.  
 The SDA circa compliance rates across the entire scheme can be found in section 8.1.3 on page 162.

Figure 7.92: Floor plan of assessed building (L), Keyplan highlighting the assessed building (R).



### 7.3.24 Block B1

Table No. 7.93: SDA Results: Block B1, Second Floor

Unit Number	Room Description	BRE 209				I.S. EN 17037		
		Target Lux*	% of area above target Lux* (recommendation >50%)		Meets BRE 209 Criteria*	% of area above 300 Lux (recommendation >50%)	% of area above 100 Lux (recommendation >95%)	Meets I.S. EN 17037 Criteria*
			Winter**	Summer**				
B1.02.09	LKD	200	100%	100%	Yes	100%	100%	Yes
B1.02.09	Bedroom 1	100	100%	100%	Yes	100%	100%	Yes
B1.02.09	Bedroom 2	100	100%	100%	Yes	100%	100%	Yes
B1.02.10	LKD	200	55%	55%	Yes	38%	92%	No
B1.02.10	Bedroom 1	100	100%	100%	Yes	40%	100%	No
B1.02.11	LKD	200	58%	58%	Yes	40%	99%	No
B1.02.11	Bedroom 1	100	100%	100%	Yes	37%	100%	No
B1.02.12	LKD	200	59%	59%	Yes	40%	99%	No
B1.02.12	Bedroom 1	100	100%	100%	Yes	40%	100%	No
B1.02.13	LKD	200	100%	100%	Yes	100%	100%	Yes
B1.02.13	Bedroom 1	100	100%	100%	Yes	99%	100%	Yes
B1.02.13	Bedroom 2	100	100%	100%	Yes	29%	100%	No
B1.02.14	LKD	200	67%	67%	Yes	49%	100%	No
B1.02.14	Bedroom 1	100	100%	100%	Yes	63%	100%	Yes
B1.02.14	Bedroom 2	100	100%	100%	Yes	42%	100%	No
B1.02.15	LKD	200	36%	35%	No	14%	75%	No
B1.02.15	Bedroom 2	100	100%	100%	Yes	47%	100%	No

\* For information regarding the criteria under the various guidelines including target Lux please refer to section 5.4 on page 14.  
 \*\* Under the BRE 209 study the SDA has been calculated with deciduous trees represented with both winter and summer foliage.  
 The SDA circa compliance rates across the entire scheme can be found in section 8.1.3 on page 162.

Figure 7.93: Floor plan of assessed building (L), Keyplan highlighting the assessed building (R).



### 7.3.25 Block B1

Table No. 7.94: SDA Results: Block B1, Third Floor

Unit Number	Room Description	BRE 209				I.S. EN 17037		
		Target Lux*	% of area above target Lux* (recommendation >50%)		Meets BRE 209 Criteria*	% of area above 300 Lux (recommendation >50%)	% of area above 100 Lux (recommendation >95%)	Meets I.S. EN 17037 Criteria*
			Winter**	Summer**				
B1.03.01	LKD	200	100%	100%	Yes	100%	100%	Yes
B1.03.01	Bedroom 1	100	100%	100%	Yes	100%	100%	Yes
B1.03.01	Bedroom 2	100	100%	100%	Yes	36%	100%	No
B1.03.02	LKD	200	68%	68%	Yes	47%	100%	No
B1.03.02	Bedroom 1	100	100%	100%	Yes	52%	100%	Yes
B1.03.03	LKD	200	68%	68%	Yes	47%	100%	No
B1.03.03	Bedroom 1	100	100%	100%	Yes	49%	100%	No
B1.03.04	LKD	200	69%	69%	Yes	47%	100%	No
B1.03.04	Bedroom 1	100	100%	100%	Yes	51%	100%	Yes
B1.03.05	LKD	200	100%	100%	Yes	100%	100%	Yes
B1.03.05	Bedroom 1	100	100%	100%	Yes	100%	100%	Yes
B1.03.05	Bedroom 2	100	100%	100%	Yes	67%	100%	Yes
B1.03.06	LKD	200	100%	100%	Yes	100%	100%	Yes
B1.03.06	Bedroom 1	100	100%	100%	Yes	42%	100%	No
B1.03.06	Bedroom 2	100	100%	100%	Yes	100%	100%	Yes
B1.03.07	LKD	200	52%	52%	Yes	35%	88%	No
B1.03.07	Bedroom 1	100	100%	100%	Yes	70%	100%	Yes
B1.03.08	LKD	200	36%	36%	No	19%	68%	No
B1.03.08	Bedroom 1	100	80%	80%	Yes	11%	87%	No
B1.03.16	LKD	200	44%	44%	No	21%	86%	No
B1.03.16	Bedroom 1	100	100%	100%	Yes	100%	100%	Yes
B1.03.16	Bedroom 2	100	99%	99%	Yes	53%	100%	Yes
B1.02.15	LKD	200	54%	54%	Yes	41%	99%	No
B1.03.15	Bedroom 1	100	100%	100%	Yes	59%	100%	Yes
B1.03.15	Bedroom 2	100	100%	100%	Yes	65%	100%	Yes
B1.03.15	Bedroom 3	100	100%	100%	Yes	25%	100%	No

\* For information regarding the criteria under the various guidelines including target Lux please refer to section 5.4 on page 14.  
 \*\* Under the BRE 209 study the SDA has been calculated with deciduous trees represented with both winter and summer foliage.  
 The SDA circa compliance rates across the entire scheme can be found in section 8.1.3 on page 162.

Figure 7.94: Floor plan of assessed building (L), Keyplan highlighting the assessed building (R).



### 7.3.26 Block B1

Table No. 7.95: SDA Results: Block B1, Third Floor

Unit Number	Room Description	BRE 209				I.S. EN 17037		
		Target Lux*	% of area above target Lux* (recommendation >50%)		Meets BRE 209 Criteria*	% of area above 300 Lux (recommendation >50%)	% of area above 100 Lux (recommendation >95%)	Meets I.S. EN 17037 Criteria*
			Winter**	Summer**				
B1.02.09	LKD	200	100%	100%	Yes	100%	100%	Yes
B1.02.09	Bedroom 1	100	100%	100%	Yes	100%	100%	Yes
B1.02.09	Bedroom 2	100	100%	100%	Yes	100%	100%	Yes
B1.03.10	LKD	200	94%	94%	Yes	65%	100%	Yes
B1.03.10	Bedroom 1	100	100%	100%	Yes	100%	100%	Yes
B1.03.11	LKD	200	100%	100%	Yes	77%	100%	Yes
B1.03.11	Bedroom 1	100	100%	100%	Yes	100%	100%	Yes
B1.03.12	LKD	200	100%	100%	Yes	76%	100%	Yes
B1.03.12	Bedroom 1	100	100%	100%	Yes	100%	100%	Yes
B1.03.13	LKD	200	100%	100%	Yes	100%	100%	Yes
B1.03.13	Bedroom 1	100	100%	100%	Yes	100%	100%	Yes
B1.03.13	Bedroom 2	100	100%	100%	Yes	39%	100%	No
B1.03.14	LKD	200	74%	74%	Yes	56%	100%	Yes
B1.03.14	Bedroom 1	100	100%	100%	Yes	77%	100%	Yes
B1.03.14	Bedroom 2	100	100%	100%	Yes	56%	100%	Yes
B1.03.15	LKD	200	44%	44%	No	24%	93%	No
B1.03.15	Bedroom 1	100	100%	100%	Yes	59%	100%	Yes
B1.03.15	Bedroom 2	100	100%	100%	Yes	52%	100%	Yes

\* For information regarding the criteria under the various guidelines including target Lux please refer to section 5.4 on page 14.  
 \*\* Under the BRE 209 study the SDA has been calculated with deciduous trees represented with both winter and summer foliage.  
 The SDA circa compliance rates across the entire scheme can be found in section 8.1.3 on page 162.

Figure 7.95: Floor plan of assessed building (L), Keyplan highlighting the assessed building (R).



### 7.3.27 Block B1

Table No. 7.96: SDA Results: Block B1, Fourth Floor

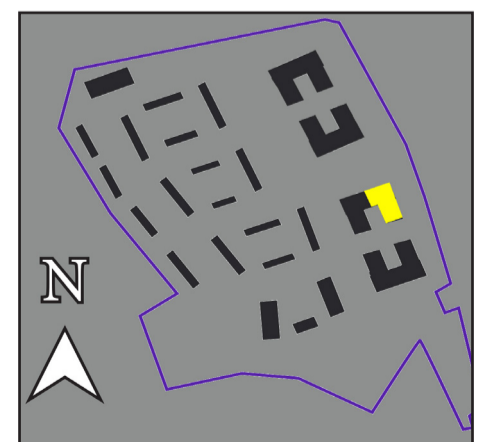
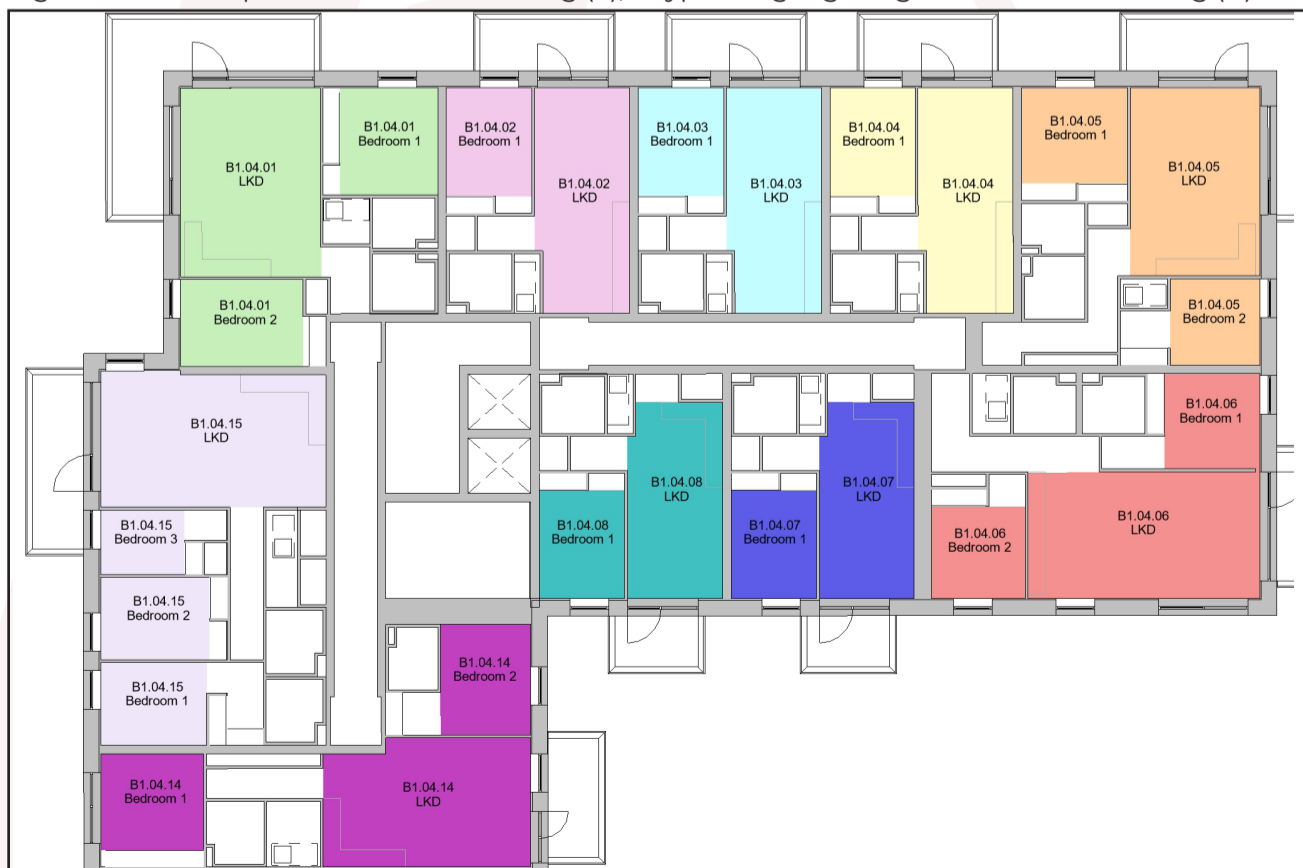
Unit Number	Room Description	BRE 209				I.S. EN 17037		
		Target Lux*	% of area above target Lux* (recommendation >50%)		Meets BRE 209 Criteria*	% of area above 300 Lux (recommendation >50%)	% of area above 100 Lux (recommendation >95%)	Meets I.S. EN 17037 Criteria*
			Winter**	Summer**				
B1.04.01	LKD	200	100%	100%	Yes	100%	100%	Yes
B1.04.01	Bedroom 1	100	100%	100%	Yes	100%	100%	Yes
B1.04.01	Bedroom 2	100	100%	100%	Yes	43%	100%	No
B1.04.02	LKD	200	70%	70%	Yes	49%	100%	No
B1.04.02	Bedroom 1	100	100%	100%	Yes	54%	100%	Yes
B1.04.03	LKD	200	69%	69%	Yes	49%	100%	No
B1.04.03	Bedroom 1	100	100%	100%	Yes	52%	100%	Yes
B1.04.04	LKD	200	70%	70%	Yes	49%	100%	No
B1.04.04	Bedroom 1	100	100%	100%	Yes	52%	100%	Yes
B1.04.05	LKD	200	100%	100%	Yes	100%	100%	Yes
B1.04.05	Bedroom 1	100	100%	100%	Yes	100%	100%	Yes
B1.04.05	Bedroom 2	100	100%	100%	Yes	98%	100%	Yes
B1.04.06	LKD	200	100%	100%	Yes	100%	100%	Yes
B1.04.06	Bedroom 1	100	100%	100%	Yes	69%	100%	Yes
B1.04.06	Bedroom 2	100	100%	100%	Yes	100%	100%	Yes
B1.04.07	LKD	200	68%	68%	Yes	48%	100%	No
B1.04.07	Bedroom 1	100	100%	100%	Yes	89%	100%	Yes
B1.04.08	LKD	200	53%	52%	Yes	29%	98%	No
B1.04.08	Bedroom 1	100	100%	100%	Yes	33%	100%	No
B1.04.14	LKD	200	57%	57%	Yes	34%	100%	No
B1.04.14	Bedroom 1	100	100%	100%	Yes	100%	100%	Yes
B1.04.14	Bedroom 2	100	100%	100%	Yes	64%	100%	Yes
B1.04.15	LKD	200	67%	67%	Yes	49%	100%	No
B1.04.15	Bedroom 1	100	100%	100%	Yes	70%	100%	Yes
B1.04.15	Bedroom 2	100	100%	100%	Yes	63%	100%	Yes
B1.04.15	Bedroom 3	100	100%	100%	Yes	39%	100%	No

\* For information regarding the criteria under the various guidelines including target Lux please refer to section 5.4 on page 14.

\*\* Under the BRE 209 study the SDA has been calculated with deciduous trees represented with both winter and summer foliage.

The SDA circa compliance rates across the entire scheme can be found in section 8.1.3 on page 162.

Figure 7.96: Floor plan of assessed building (L), Keyplan highlighting the assessed building (R).



### 7.3.28 Block B1

Table No. 7.97: SDA Results: Block B1, Fourth Floor

Unit Number	Room Description	BRE 209				I.S. EN 17037		
		Target Lux*	% of area above target Lux* (recommendation >50%)		Meets BRE 209 Criteria*	% of area above 300 Lux (recommendation >50%)	% of area above 100 Lux (recommendation >95%)	Meets I.S. EN 17037 Criteria*
			Winter**	Summer**				
B1.04.09	LKD	200	100%	100%	Yes	100%	100%	Yes
B1.04.09	Bedroom 1	100	100%	100%	Yes	100%	100%	Yes
B1.04.09	Bedroom 1	100	100%	100%	Yes	100%	100%	Yes
B1.04.10	LKD	200	100%	100%	Yes	100%	100%	Yes
B1.04.10	Bedroom 1	100	100%	100%	Yes	100%	100%	Yes
B1.04.10	Bedroom 2	100	100%	100%	Yes	100%	100%	Yes
B1.04.11	LKD	200	100%	100%	Yes	100%	100%	Yes
B1.04.11	Bedroom 1	100	100%	100%	Yes	100%	100%	Yes
B1.04.11	Bedroom 2	100	100%	100%	Yes	100%	100%	Yes
B1.04.12	LKD	200	100%	100%	Yes	85%	100%	Yes
B1.04.12	Bedroom 1	100	100%	100%	Yes	96%	100%	Yes
B1.04.12	Bedroom 2	100	100%	100%	Yes	64%	100%	Yes
B1.04.13	LKD	200	88%	88%	Yes	63%	100%	Yes
B1.04.13	Bedroom 1	100	100%	100%	Yes	100%	100%	Yes
B1.04.13	Bedroom 2	100	100%	100%	Yes	78%	100%	Yes

\* For information regarding the criteria under the various guidelines including target Lux please refer to section 5.4 on page 14.  
 \*\* Under the BRE 209 study the SDA has been calculated with deciduous trees represented with both winter and summer foliage.  
 The SDA circa compliance rates across the entire scheme can be found in section 8.1.3 on page 162.

Figure 7.97: Floor plan of assessed building (L), Keyplan highlighting the assessed building (R).





### 7.3.29 Block B1, Fourth Floor

Table No. 7.98: SDA Results: Block B1, Fourth Floor

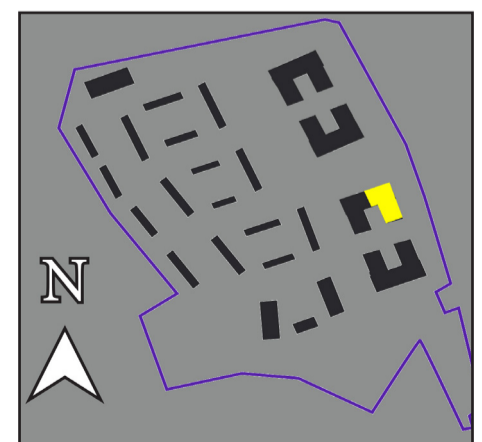
Unit Number	Room Description	BRE 209				I.S. EN 17037		
		Target Lux*	% of area above target Lux* (recommendation >50%)		Meets BRE 209 Criteria*	% of area above 300 Lux (recommendation >50%)	% of area above 100 Lux (recommendation >95%)	Meets I.S. EN 17037 Criteria*
			Winter**	Summer**				
B1.05.01	LKD	200	100%	100%	Yes	100%	100%	Yes
B1.05.01	Bedroom 1	100	100%	100%	Yes	100%	100%	Yes
B1.05.01	Bedroom 2	100	100%	100%	Yes	51%	100%	Yes
B1.05.02	LKD	200	70%	70%	Yes	49%	100%	No
B1.05.02	Bedroom 1	100	100%	100%	Yes	57%	100%	Yes
B1.05.03	LKD	200	70%	70%	Yes	49%	100%	No
B1.05.03	Bedroom 1	100	100%	100%	Yes	56%	100%	Yes
B1.05.04	LKD	200	71%	71%	Yes	50%	100%	Yes
B1.05.04	Bedroom 1	100	100%	100%	Yes	56%	100%	Yes
B1.05.05	LKD	200	100%	100%	Yes	100%	100%	Yes
B1.05.05	Bedroom 1	100	100%	100%	Yes	100%	100%	Yes
B1.05.05	Bedroom 2	100	100%	100%	Yes	100%	100%	Yes
B1.05.06	LKD	200	100%	100%	Yes	100%	100%	Yes
B1.05.06	Bedroom 1	100	100%	100%	Yes	91%	100%	Yes
B1.05.06	Bedroom 2	100	100%	100%	Yes	100%	100%	Yes
B1.05.07	LKD	200	84%	84%	Yes	56%	100%	Yes
B1.05.07	Bedroom 1	100	100%	100%	Yes	100%	100%	Yes
B1.05.08	LKD	200	72%	72%	Yes	48%	100%	No
B1.05.08	Bedroom 1	100	100%	100%	Yes	68%	100%	Yes
B1.05.09	LKD	200	100%	100%	Yes	100%	100%	Yes
B1.05.09	Bedroom 1	100	100%	100%	Yes	100%	100%	Yes
B1.05.09	Bedroom 2	100	100%	100%	Yes	83%	100%	Yes
B1.05.10	LKD	200	100%	100%	Yes	71%	100%	Yes
B1.05.10	Bedroom 1	100	100%	100%	Yes	85%	100%	Yes
B1.05.10	Bedroom 2	100	100%	100%	Yes	76%	100%	Yes
B1.05.10	Bedroom 3	100	100%	100%	Yes	100%	100%	Yes

\* For information regarding the criteria under the various guidelines including target Lux please refer to section 5.4 on page 14.

\*\* Under the BRE 209 study the SDA has been calculated with deciduous trees represented with both winter and summer foliage.

The SDA circa compliance rates across the entire scheme can be found in section 8.1.3 on page 162.

Figure 7.98: Floor plan of assessed building (L), Keyplan highlighting the assessed building (R).



### 7.3.30 Block B1

Table No. 7.99: SDA Results: Block B1, Fourth Floor

Unit Number	Room Description	BRE 209				I.S. EN 17037		
		Target Lux*	% of area above target Lux* (recommendation >50%)		Meets BRE 209 Criteria*	% of area above 300 Lux (recommendation >50%)	% of area above 100 Lux (recommendation >95%)	Meets I.S. EN 17037 Criteria*
			Winter**	Summer**				
B1.06.01	LKD	200	100%	100%	Yes	100%	100%	Yes
B1.06.01	Bedroom 1	100	100%	100%	Yes	100%	100%	Yes
B1.06.01	Bedroom 2	100	100%	100%	Yes	73%	100%	Yes
B1.06.02	LKD	200	98%	98%	Yes	66%	100%	Yes
B1.06.02	Bedroom 1	100	100%	100%	Yes	100%	100%	Yes
B1.06.03	LKD	200	100%	100%	Yes	100%	100%	Yes
B1.06.03	Bedroom 1	100	100%	100%	Yes	100%	100%	Yes
B1.06.03	Bedroom 2	100	100%	100%	Yes	100%	100%	Yes
B1.06.04	LKD	200	100%	100%	Yes	100%	100%	Yes
B1.06.04	Bedroom 1	100	100%	100%	Yes	100%	100%	Yes
B1.06.04	Bedroom 2	100	100%	100%	Yes	100%	100%	Yes
B1.06.05	LKD	200	100%	100%	Yes	83%	100%	Yes
B1.06.05	Bedroom 1	100	100%	100%	Yes	100%	100%	Yes
B1.06.06	LKD	200	100%	100%	Yes	79%	100%	Yes
B1.06.06	Bedroom 1	100	100%	100%	Yes	100%	100%	Yes
B1.06.07	LKD	200	100%	100%	Yes	100%	100%	Yes
B1.06.07	Bedroom 1	100	100%	100%	Yes	100%	100%	Yes
B1.06.07	Bedroom 2	100	100%	100%	Yes	100%	100%	Yes
B1.06.07	Bedroom 3	100	100%	100%	Yes	100%	100%	Yes

\* For information regarding the criteria under the various guidelines including target Lux please refer to section 5.4 on page 14.  
 \*\* Under the BRE 209 study the SDA has been calculated with deciduous trees represented with both winter and summer foliage.  
 The SDA circa compliance rates across the entire scheme can be found in section 8.1.3 on page 162.

Figure 7.99: Floor plan of assessed building (L), Keyplan highlighting the assessed building (R).

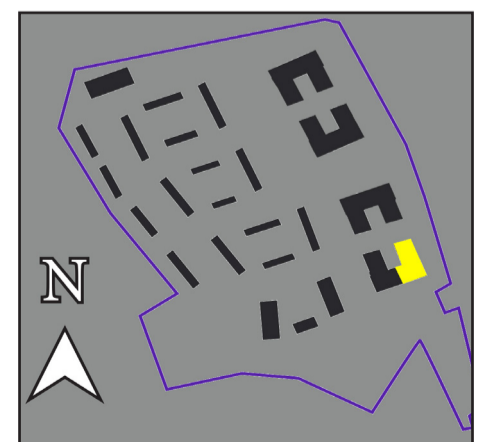
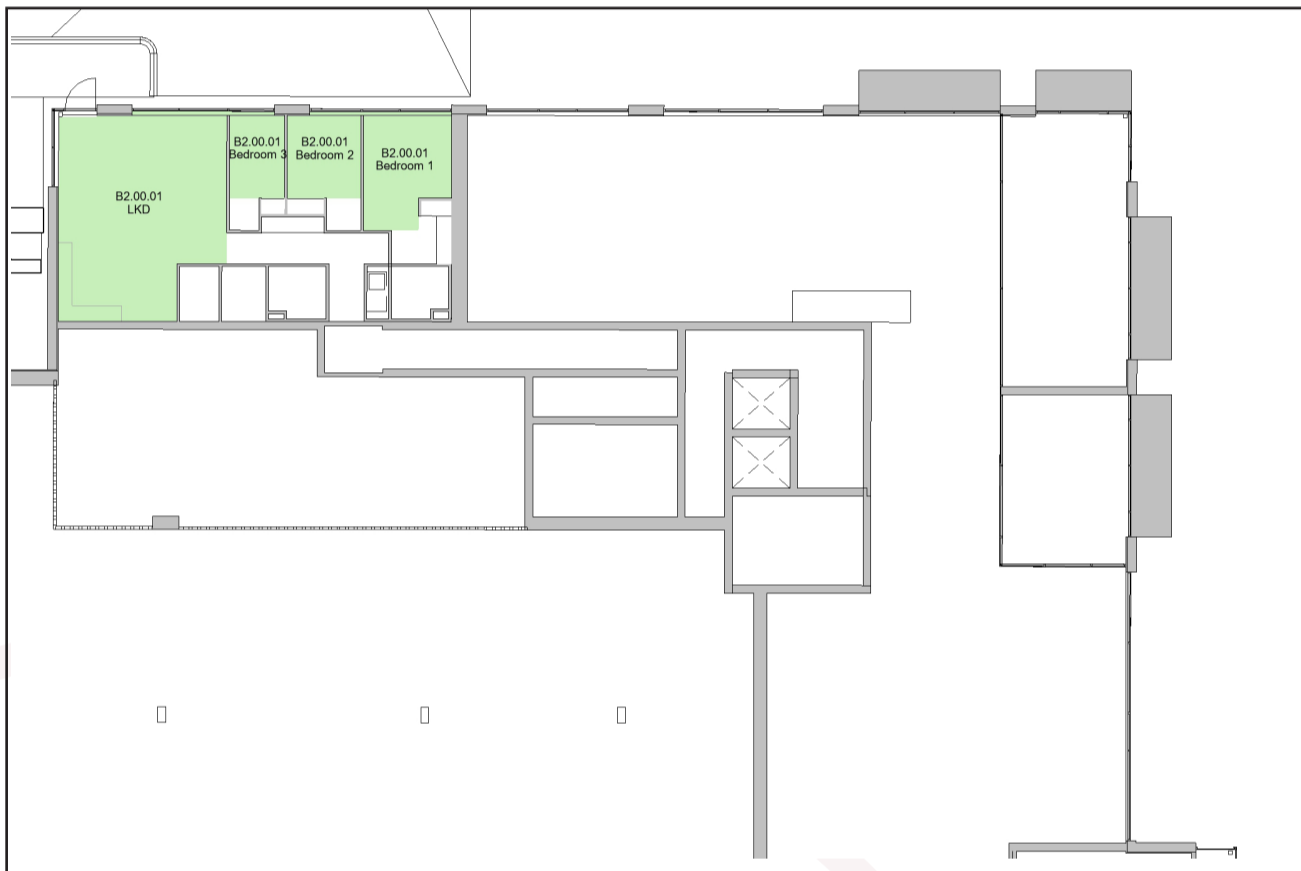


### 7.3.31 Block B2, Ground Floor

Unit Number	Room Description	BRE 209				I.S. EN 17037		
		Target Lux*	% of area above target Lux* (recommendation >50%)		Meets BRE 209 Criteria*	% of area above 300 Lux (recommendation >50%)	% of area above 100 Lux (recommendation >95%)	Meets I.S. EN 17037 Criteria*
			Winter**	Summer**				
B2.00.01	LKD	200	100%	100%	Yes	84%	100%	Yes
B2.00.01	Bedroom 1	100	100%	100%	Yes	100%	100%	Yes
B2.00.01	Bedroom 2	100	100%	100%	Yes	100%	100%	Yes
B2.00.01	Bedroom 3	100	100%	100%	Yes	100%	100%	Yes

\* For information regarding the criteria under the various guidelines including target Lux please refer to section 5.4 on page 14.  
 \*\* Under the BRE 209 study the SDA has been calculated with deciduous trees represented with both winter and summer foliage.  
 The SDA circa compliance rates across the entire scheme can be found in section 8.1.3 on page 162.

Figure 7.100: Floor plan of assessed building (L), Keyplan highlighting the assessed building (R).



### 7.3.32 Block B2

Table No. 7.101: SDA Results: Block B2, First Floor

Unit Number	Room Description	BRE 209				I.S. EN 17037		
		Target Lux*	% of area above target Lux* (recommendation >50%)		Meets BRE 209 Criteria*	% of area above 300 Lux (recommendation >50%)	% of area above 100 Lux (recommendation >95%)	Meets I.S. EN 17037 Criteria*
			Winter**	Summer**				
B2.01.01	LKD	200	100%	100%	Yes	100%	100%	Yes
B2.01.01	Bedroom 1	100	100%	100%	Yes	100%	100%	Yes
B2.01.01	Bedroom 2	100	100%	100%	Yes	100%	100%	Yes
B2.01.02	LKD	200	95%	95%	Yes	65%	100%	Yes
B2.01.02	Bedroom 1	100	100%	100%	Yes	100%	100%	Yes
B2.01.03	LKD	200	86%	86%	Yes	60%	100%	Yes
B2.01.03	Bedroom 1	100	100%	100%	Yes	100%	100%	Yes
B2.01.04	LKD	200	65%	63%	Yes	46%	98%	No
B2.01.04	Bedroom 1	100	100%	100%	Yes	100%	100%	Yes
B2.01.12	LKD	200	17%	17%	No	6%	33%	No
B2.01.12	Bedroom 1	100	44%	43%	No	0%	39%	No
B2.01.13	LKD	200	26%	26%	No	13%	52%	No
B2.01.13	Bedroom 1	100	100%	100%	Yes	46%	100%	No
B2.01.14	LKD	200	100%	100%	Yes	100%	100%	Yes
B2.01.14	Bedroom 1	100	100%	100%	Yes	75%	100%	Yes
B2.01.14	Bedroom 2	100	100%	100%	Yes	100%	100%	Yes
B2.01.15	LKD	200	100%	100%	Yes	100%	100%	Yes
B2.01.15	Bedroom 1	100	100%	100%	Yes	100%	100%	Yes
B2.01.15	Bedroom 2	100	100%	100%	Yes	78%	100%	Yes
B2.01.16	LKD	200	68%	68%	Yes	46%	100%	No
B2.01.16	Bedroom 1	100	100%	100%	Yes	78%	100%	Yes
B2.01.17	LKD	200	69%	69%	Yes	46%	100%	No
B2.01.17	Bedroom 1	100	100%	100%	Yes	73%	100%	Yes
B2.01.18	LKD	200	82%	82%	Yes	55%	100%	Yes
B2.01.18	Bedroom 1	100	100%	100%	Yes	100%	100%	Yes
B2.01.18	Bedroom 2	100	100%	100%	Yes	100%	100%	Yes

\* For information regarding the criteria under the various guidelines including target Lux please refer to section 5.4 on page 14.  
 \*\* Under the BRE 209 study the SDA has been calculated with deciduous trees represented with both winter and summer foliage.  
 The SDA circa compliance rates across the entire scheme can be found in section 8.1.3 on page 162.

Figure 7.101: Floor plan of assessed building (L), Keyplan highlighting the assessed building (R).



### 7.3.33 Block B2

Table No. 7.102: SDA Results: Block B2, First Floor

Unit Number	Room Description	BRE 209				I.S. EN 17037		
		Target Lux*	% of area above target Lux* (recommendation >50%)		Meets BRE 209 Criteria*	% of area above 300 Lux (recommendation >50%)	% of area above 100 Lux (recommendation >95%)	Meets I.S. EN 17037 Criteria*
			Winter**	Summer**				
B2.01.05	LKD	200	100%	100%	Yes	92%	100%	Yes
B2.01.05	Bedroom 1	100	85%	84%	Yes	57%	88%	No
B2.01.06	LKD	200	100%	100%	Yes	69%	100%	Yes
B2.01.06	Bedroom 2	100	100%	100%	Yes	100%	100%	Yes
B2.01.06	Bedroom 1	100	100%	100%	Yes	100%	100%	Yes
B2.01.07	LKD	200	100%	100%	Yes	100%	100%	Yes
B2.01.07	Bedroom 2	100	100%	100%	Yes	100%	100%	Yes
B2.01.07	Bedroom 1	100	100%	100%	Yes	100%	100%	Yes
B2.01.08	LKD	200	43%	43%	No	26%	79%	No
B2.01.08	Bedroom 1	100	95%	95%	Yes	7%	97%	No
B2.01.09	LKD	200	28%	28%	No	12%	61%	No
B2.01.09	Bedroom 1	100	75%	75%	Yes	5%	75%	No
B2.01.10	LKD	200	23%	23%	No	9%	51%	No
B2.01.10	Bedroom 1	100	86%	86%	Yes	13%	87%	No
B2.01.11	LKD	200	72%	66%	Yes	44%	100%	No
B2.01.11	Bedroom 1	100	100%	100%	Yes	70%	100%	Yes
B2.01.11	Bedroom 2	100	100%	100%	Yes	100%	100%	Yes
B2.02.11	Bedroom 2	100	100%	100%	Yes	100%	100%	Yes

\* For information regarding the criteria under the various guidelines including target Lux please refer to section 5.4 on page 14.  
 \*\* Under the BRE 209 study the SDA has been calculated with deciduous trees represented with both winter and summer foliage.  
 The SDA circa compliance rates across the entire scheme can be found in section 8.1.3 on page 162.

Figure 7.102: Floor plan of assessed building (L), Keyplan highlighting the assessed building (R).



### 7.3.34 Block B2

Table No. 7.103: SDA Results: Block B2, Second Floor

Unit Number	Room Description	BRE 209				I.S. EN 17037		
		Target Lux*	% of area above target Lux* (recommendation >50%)		Meets BRE 209 Criteria*	% of area above 300 Lux (recommendation >50%)	% of area above 100 Lux (recommendation >95%)	Meets I.S. EN 17037 Criteria*
			Winter**	Summer**				
B2.02.01	LKD	200	100%	100%	Yes	100%	100%	Yes
B2.02.01	Bedroom 1	100	100%	100%	Yes	100%	100%	Yes
B2.02.01	Bedroom 2	100	100%	100%	Yes	100%	100%	Yes
B2.02.02	LKD	200	96%	96%	Yes	67%	100%	Yes
B2.02.02	Bedroom 1	100	100%	100%	Yes	100%	100%	Yes
B2.02.03	LKD	200	92%	92%	Yes	62%	100%	Yes
B2.02.03	Bedroom 1	100	100%	100%	Yes	100%	100%	Yes
B2.02.04	LKD	200	72%	72%	Yes	48%	100%	No
B2.02.04	Bedroom 1	100	100%	100%	Yes	100%	100%	Yes
B2.02.04	Bedroom 2	100	100%	100%	Yes	92%	100%	Yes
B2.02.12	LKD	200	23%	23%	No	12%	44%	No
B2.02.12	Bedroom 1	100	64%	64%	Yes	0%	63%	No
B2.02.13	LKD	200	37%	37%	No	21%	61%	No
B2.02.13	Bedroom 1	100	100%	100%	Yes	64%	100%	Yes
B2.02.14	LKD	200	100%	100%	Yes	100%	100%	Yes
B2.02.14	Bedroom 1	100	100%	100%	Yes	95%	100%	Yes
B2.02.14	Bedroom 2	100	100%	100%	Yes	100%	100%	Yes
B2.02.15	LKD	200	100%	100%	Yes	100%	100%	Yes
B2.02.15	Bedroom 1	100	100%	100%	Yes	100%	100%	Yes
B2.02.15	Bedroom 2	100	100%	100%	Yes	100%	100%	Yes
B2.02.16	LKD	200	74%	74%	Yes	51%	100%	Yes
B2.02.16	Bedroom 1	100	100%	100%	Yes	95%	100%	Yes
B2.02.17	LKD	200	74%	74%	Yes	51%	100%	Yes
B2.02.17	Bedroom 1	100	100%	100%	Yes	88%	100%	Yes
B2.02.18	LKD	200	89%	89%	Yes	60%	100%	Yes
B2.02.18	Bedroom 1	100	100%	100%	Yes	100%	100%	Yes
B2.02.18	Bedroom 2	100	100%	100%	Yes	100%	100%	Yes

\* For information regarding the criteria under the various guidelines including target Lux please refer to section 5.4 on page 14.  
 \*\* Under the BRE 209 study the SDA has been calculated with deciduous trees represented with both winter and summer foliage.  
 The SDA circa compliance rates across the entire scheme can be found in section 8.1.3 on page 162.

Figure 7.103: Floor plan of assessed building (L), Keyplan highlighting the assessed building (R).



### 7.3.35 Block B2

Table No. 7.104: SDA Results: Block B2, Second Floor

Unit Number	Room Description	BRE 209				I.S. EN 17037		
		Target Lux*	% of area above target Lux* (recommendation >50%)		Meets BRE 209 Criteria*	% of area above 300 Lux (recommendation >50%)	% of area above 100 Lux (recommendation >95%)	Meets I.S. EN 17037 Criteria*
			Winter**	Summer**				
B2.02.05	LKD	200	100%	100%	Yes	100%	100%	Yes
B2.02.05	Bedroom 1	100	99%	99%	Yes	64%	100%	Yes
B2.02.05	Bedroom 2	100	100%	100%	Yes	83%	100%	Yes
B2.02.06	LKD	200	100%	100%	Yes	70%	100%	Yes
B2.02.06	Bedroom 2	100	100%	100%	Yes	100%	100%	Yes
B2.02.06	Bedroom 1	100	100%	100%	Yes	100%	100%	Yes
B2.02.07	LKD	200	100%	100%	Yes	100%	100%	Yes
B2.02.07	Bedroom 2	100	100%	100%	Yes	100%	100%	Yes
B2.02.07	Bedroom 1	100	100%	100%	Yes	100%	100%	Yes
B2.02.08	LKD	200	48%	48%	No	30%	86%	No
B2.02.08	Bedroom 1	100	100%	100%	Yes	15%	100%	No
B2.02.09	LKD	200	35%	35%	No	17%	67%	No
B2.02.09	Bedroom 1	100	87%	87%	Yes	12%	92%	No
B2.02.10	LKD	200	28%	28%	No	14%	58%	No
B2.02.10	Bedroom 1	100	97%	97%	Yes	18%	98%	No
B2.02.11	LKD	200	93%	92%	Yes	68%	100%	Yes
B2.02.11	Bedroom 1	100	100%	100%	Yes	89%	100%	Yes
B2.02.11	Bedroom 2	100	100%	100%	Yes	100%	100%	Yes

\* For information regarding the criteria under the various guidelines including target Lux please refer to section 5.4 on page 14.  
 \*\* Under the BRE 209 study the SDA has been calculated with deciduous trees represented with both winter and summer foliage.  
 The SDA circa compliance rates across the entire scheme can be found in section 8.1.3 on page 162.

Figure 7.104: Floor plan of assessed building (L), Keyplan highlighting the assessed building (R).



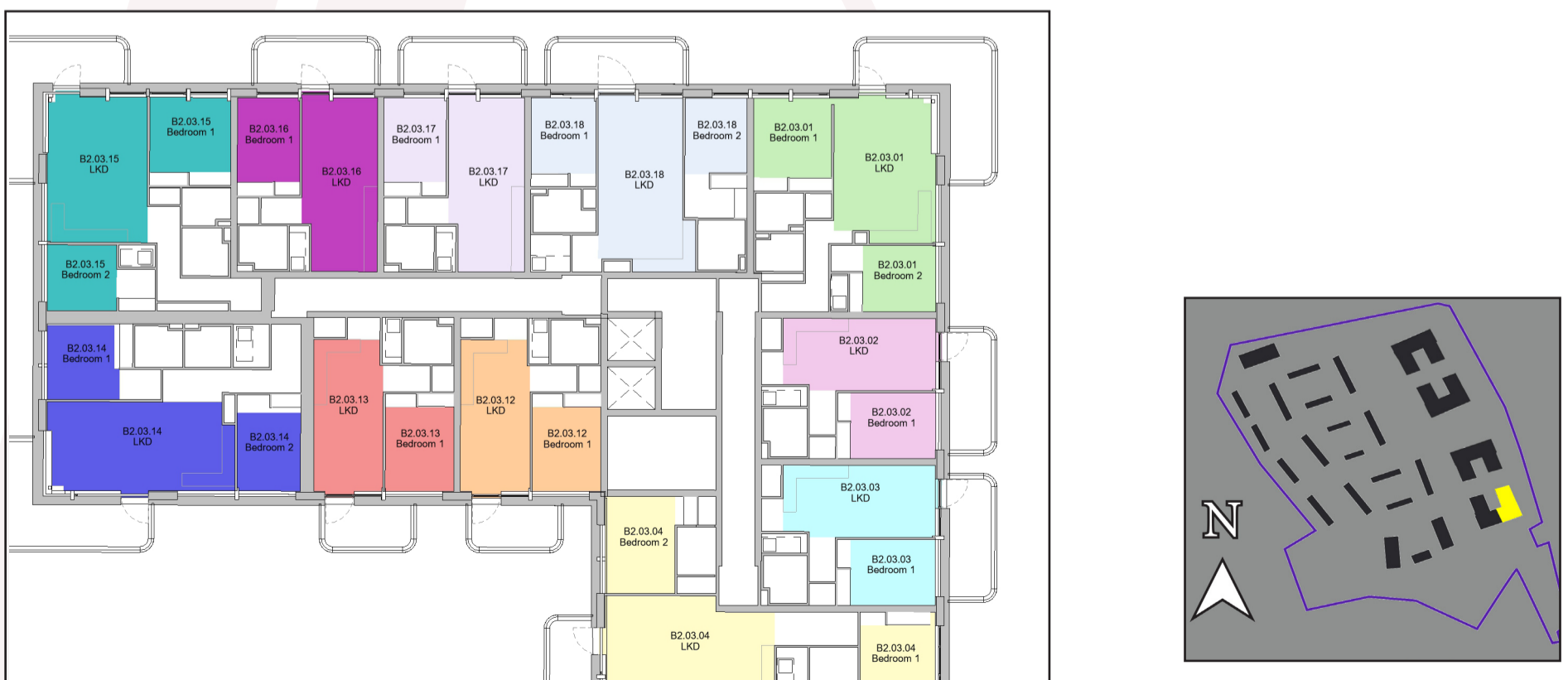
### 7.3.36 Block B2

Table No. 7.105: SDA Results: Block B2, Third Floor

Unit Number	Room Description	BRE 209				I.S. EN 17037		
		Target Lux*	% of area above target Lux* (recommendation >50%)		Meets BRE 209 Criteria*	% of area above 300 Lux (recommendation >50%)	% of area above 100 Lux (recommendation >95%)	Meets I.S. EN 17037 Criteria*
			Winter**	Summer**				
B2.03.01	LKD	200	100%	100%	Yes	100%	100%	Yes
B2.03.01	Bedroom 1	100	100%	100%	Yes	100%	100%	Yes
B2.03.01	Bedroom 2	100	100%	100%	Yes	100%	100%	Yes
B2.03.02	LKD	200	97%	97%	Yes	67%	100%	Yes
B2.03.02	Bedroom 1	100	100%	100%	Yes	100%	100%	Yes
B2.03.03	LKD	200	95%	95%	Yes	64%	100%	Yes
B2.03.03	Bedroom 1	100	100%	100%	Yes	100%	100%	Yes
B2.03.04	LKD	200	83%	83%	Yes	67%	100%	Yes
B2.03.04	Bedroom 1	100	100%	100%	Yes	100%	100%	Yes
B2.03.04	Bedroom 2	100	100%	100%	Yes	98%	100%	Yes
B2.03.12	LKD	200	34%	34%	No	17%	58%	No
B2.03.12	Bedroom 1	100	89%	88%	Yes	1%	91%	No
B2.03.13	LKD	200	49%	49%	No	31%	74%	No
B2.03.13	Bedroom 1	100	100%	100%	Yes	83%	100%	Yes
B2.03.14	LKD	200	100%	100%	Yes	100%	100%	Yes
B2.03.14	Bedroom 1	100	100%	100%	Yes	100%	100%	Yes
B2.03.14	Bedroom 2	100	100%	100%	Yes	100%	100%	Yes
B2.03.15	LKD	200	100%	100%	Yes	100%	100%	Yes
B2.03.15	Bedroom 1	100	100%	100%	Yes	100%	100%	Yes
B2.03.15	Bedroom 2	100	100%	100%	Yes	100%	100%	Yes
B2.03.16	LKD	200	76%	76%	Yes	54%	100%	Yes
B2.03.16	Bedroom 1	100	100%	100%	Yes	97%	100%	Yes
B2.03.17	LKD	200	76%	76%	Yes	54%	100%	Yes
B2.03.17	Bedroom 1	100	100%	100%	Yes	95%	100%	Yes
B2.03.18	LKD	200	91%	91%	Yes	62%	100%	Yes
B2.03.18	Bedroom 1	100	100%	100%	Yes	100%	100%	Yes
B2.03.18	Bedroom 2	100	100%	100%	Yes	100%	100%	Yes

\* For information regarding the criteria under the various guidelines including target Lux please refer to section 5.4 on page 14.  
 \*\* Under the BRE 209 study the SDA has been calculated with deciduous trees represented with both winter and summer foliage.  
 The SDA circa compliance rates across the entire scheme can be found in section 8.1.3 on page 162.

Figure 7.105: Floor plan of assessed building (L), Keyplan highlighting the assessed building (R).





### 7.3.37 Block B2

Table No. 7.106: SDA Results: Block B2, Third Floor

Unit Number	Room Description	BRE 209				I.S. EN 17037		
		Target Lux*	% of area above target Lux* (recommendation >50%)		Meets BRE 209 Criteria*	% of area above 300 Lux (recommendation >50%)	% of area above 100 Lux (recommendation >95%)	Meets I.S. EN 17037 Criteria*
			Winter**	Summer**				
B2.03.05	LKD	200	100%	100%	Yes	100%	100%	Yes
B2.03.05	Bedroom 1	100	100%	100%	Yes	73%	100%	Yes
B2.03.05	Bedroom 2	100	100%	100%	Yes	95%	100%	Yes
B2.03.06	LKD	200	100%	100%	Yes	100%	100%	Yes
B2.03.06	Bedroom 2	100	100%	100%	Yes	100%	100%	Yes
B2.03.06	Bedroom 1	100	100%	100%	Yes	100%	100%	Yes
B2.03.07	LKD	200	100%	100%	Yes	100%	100%	Yes
B2.03.07	Bedroom 2	100	100%	100%	Yes	100%	100%	Yes
B2.03.07	Bedroom 1	100	100%	100%	Yes	100%	100%	Yes
B2.03.08	LKD	200	83%	83%	Yes	64%	100%	Yes
B2.03.08	Bedroom 1	100	100%	100%	Yes	100%	100%	Yes
B2.03.09	LKD	200	79%	79%	Yes	61%	100%	Yes
B2.03.09	Bedroom 1	100	100%	100%	Yes	92%	100%	Yes
B2.03.10	LKD	200	67%	67%	Yes	55%	100%	Yes
B2.03.10	Bedroom 1	100	100%	100%	Yes	95%	100%	Yes
B2.03.11	LKD	200	100%	100%	Yes	96%	100%	Yes
B2.03.11	Bedroom 1	100	100%	100%	Yes	100%	100%	Yes
B2.03.11	Bedroom 2	100	100%	100%	Yes	100%	100%	Yes

\* For information regarding the criteria under the various guidelines including target Lux please refer to section 5.4 on page 14.  
 \*\* Under the BRE 209 study the SDA has been calculated with deciduous trees represented with both winter and summer foliage.  
 The SDA circa compliance rates across the entire scheme can be found in section 8.1.3 on page 162.

Figure 7.106: Floor plan of assessed building (L), Keyplan highlighting the assessed building (R).



### 7.3.38 Block B2

Table No. 7.107: SDA Results: Block B2, Fourth Floor

Unit Number	Room Description	BRE 209				I.S. EN 17037		
		Target Lux*	% of area above target Lux* (recommendation >50%)		Meets BRE 209 Criteria*	% of area above 300 Lux (recommendation >50%)	% of area above 100 Lux (recommendation >95%)	Meets I.S. EN 17037 Criteria*
			Winter**	Summer**				
B2.04.01	LKD	200	100%	100%	Yes	100%	100%	Yes
B2.04.01	Bedroom 1	100	100%	100%	Yes	100%	100%	Yes
B2.04.01	Bedroom 2	100	100%	100%	Yes	100%	100%	Yes
B2.04.02	LKD	200	98%	98%	Yes	67%	100%	Yes
B2.04.02	Bedroom 1	100	100%	100%	Yes	100%	100%	Yes
B2.04.03	LKD	200	100%	100%	Yes	96%	100%	Yes
B2.04.03	Bedroom 1	100	100%	100%	Yes	100%	100%	Yes
B2.04.04	LKD	200	63%	63%	Yes	48%	98%	No
B2.04.04	Bedroom 1	100	100%	100%	Yes	100%	100%	Yes
B2.04.04	Bedroom 2	100	100%	100%	Yes	89%	100%	Yes
B2.04.09	LKD	200	44%	44%	No	25%	74%	No
B2.04.09	Bedroom 1	100	99%	99%	Yes	4%	100%	No
B2.04.10	LKD	200	63%	63%	Yes	44%	99%	No
B2.04.10	Bedroom 1	100	100%	100%	Yes	100%	100%	Yes
B2.04.11	LKD	200	100%	100%	Yes	100%	100%	Yes
B2.04.11	Bedroom 1	100	100%	100%	Yes	100%	100%	Yes
B2.04.11	Bedroom 2	100	100%	100%	Yes	100%	100%	Yes
B2.04.12	LKD	200	100%	100%	Yes	100%	100%	Yes
B2.04.13	Bedroom 1	100	100%	100%	Yes	100%	100%	Yes
B2.04.12	Bedroom 2	100	100%	100%	Yes	100%	100%	Yes
B2.04.13	LKD	200	77%	77%	Yes	54%	100%	Yes
B2.04.13	Bedroom 1	100	100%	100%	Yes	100%	100%	Yes
B2.04.14	LKD	200	77%	77%	Yes	54%	100%	Yes
B2.04.14	Bedroom 1	100	100%	100%	Yes	97%	100%	Yes
B2.04.15	LKD	200	93%	93%	Yes	62%	100%	Yes
B2.04.15	Bedroom 1	100	100%	100%	Yes	100%	100%	Yes
B2.04.15	Bedroom 2	100	100%	100%	Yes	100%	100%	Yes

\* For information regarding the criteria under the various guidelines including target Lux please refer to section 5.4 on page 14.  
 \*\* Under the BRE 209 study the SDA has been calculated with deciduous trees represented with both winter and summer foliage.  
 The SDA circa compliance rates across the entire scheme can be found in section 8.1.3 on page 162.

Figure 7.107: Floor plan of assessed building (L), Keyplan highlighting the assessed building (R).



### 7.3.39 Block B2

Table No. 7.108: SDA Results: Block B2, Fourth Floor

Unit Number	Room Description	BRE 209				I.S. EN 17037		
		Target Lux*	% of area above target Lux* (recommendation >50%)		Meets BRE 209 Criteria*	% of area above 300 Lux (recommendation >50%)	% of area above 100 Lux (recommendation >95%)	Meets I.S. EN 17037 Criteria*
			Winter**	Summer**				
B2.04.05	LKD	200	58%	58%	Yes	40%	100%	No
B2.04.05	Bedroom 1	100	100%	100%	Yes	100%	100%	Yes
B2.04.05	Bedroom 2	100	100%	100%	Yes	100%	100%	Yes
B2.04.06	LKD	200	100%	100%	Yes	100%	100%	Yes
B2.04.06	Bedroom 1	100	100%	100%	Yes	100%	100%	Yes
B2.04.07	LKD	200	100%	100%	Yes	100%	100%	Yes
B2.04.07	Bedroom 1	100	100%	100%	Yes	100%	100%	Yes
B2.04.07	Bedroom 2	100	100%	100%	Yes	100%	100%	Yes
B2.04.08	LKD	200	100%	100%	Yes	100%	100%	Yes
B2.04.08	Bedroom 1	100	100%	100%	Yes	100%	100%	Yes
B2.04.08	Bedroom 2	100	100%	100%	Yes	100%	100%	Yes

\* For information regarding the criteria under the various guidelines including target Lux please refer to section 5.4 on page 14.  
 \*\* Under the BRE 209 study the SDA has been calculated with deciduous trees represented with both winter and summer foliage.  
 The SDA circa compliance rates across the entire scheme can be found in section 8.1.3 on page 162.

Figure 7.108: Floor plan of assessed building (L), Keyplan highlighting the assessed building (R).



### 7.3.40 Block B2

Table No. 7.109: SDA Results: Block B2, Fifth Floor

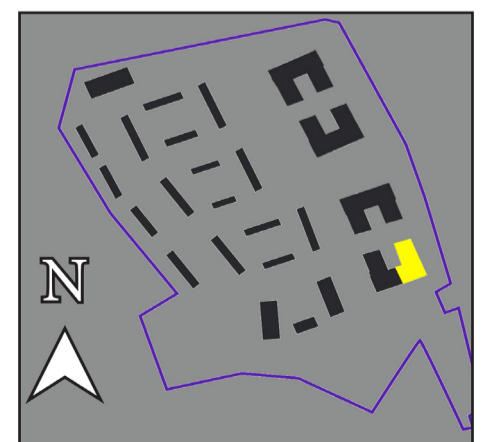
Unit Number	Room Description	BRE 209				I.S. EN 17037		
		Target Lux*	% of area above target Lux* (recommendation >50%)		Meets BRE 209 Criteria*	% of area above 300 Lux (recommendation >50%)	% of area above 100 Lux (recommendation >95%)	Meets I.S. EN 17037 Criteria*
			Winter**	Summer**				
B2.05.01	LKD	200	100%	100%	Yes	100%	100%	Yes
B2.05.01	Bedroom 1	100	100%	100%	Yes	100%	100%	Yes
B2.05.01	Bedroom 2	100	100%	100%	Yes	100%	100%	Yes
B2.05.02	LKD	200	99%	99%	Yes	69%	100%	Yes
B2.05.02	Bedroom 1	100	100%	100%	Yes	100%	100%	Yes
B2.05.03	LKD	200	100%	100%	Yes	100%	100%	Yes
B2.05.03	Bedroom 1	100	100%	100%	Yes	100%	100%	Yes
B2.05.03	Bedroom 2	100	100%	100%	Yes	100%	100%	Yes
B2.05.04	LKD	200	100%	100%	Yes	100%	100%	Yes
B2.05.04	Bedroom 1	100	100%	100%	Yes	99%	100%	Yes
B2.05.05	LKD	200	53%	52%	Yes	31%	100%	No
B2.05.05	Bedroom 1	100	100%	100%	Yes	24%	100%	No
B2.05.06	LKD	200	71%	71%	Yes	49%	100%	No
B2.05.06	Bedroom 1	100	100%	100%	Yes	100%	100%	Yes
B2.05.07	LKD	200	100%	100%	Yes	100%	100%	Yes
B2.05.07	Bedroom 1	100	100%	100%	Yes	100%	100%	Yes
B2.05.07	Bedroom 2	100	100%	100%	Yes	100%	100%	Yes
B2.05.08	LKD	200	100%	100%	Yes	100%	100%	Yes
B2.05.08	Bedroom 1	100	100%	100%	Yes	100%	100%	Yes
B2.05.08	Bedroom 2	100	100%	100%	Yes	100%	100%	Yes
B2.05.09	LKD	200	77%	77%	Yes	54%	100%	Yes
B2.05.09	Bedroom 1	100	100%	100%	Yes	100%	100%	Yes
B2.05.10	LKD	200	77%	77%	Yes	54%	100%	Yes
B2.05.10	Bedroom 1	100	100%	100%	Yes	97%	100%	Yes
B2.05.11	LKD	200	91%	91%	Yes	62%	100%	Yes
B2.05.11	Bedroom 1	100	100%	100%	Yes	100%	100%	Yes
B2.05.11	Bedroom 2	100	100%	100%	Yes	100%	100%	Yes

\* For information regarding the criteria under the various guidelines including target Lux please refer to section 5.4 on page 14.

\*\* Under the BRE 209 study the SDA has been calculated with deciduous trees represented with both winter and summer foliage.

The SDA circa compliance rates across the entire scheme can be found in section 8.1.3 on page 162.

Figure 7.109: Floor plan of assessed building (L), Keyplan highlighting the assessed building (R).



### 7.3.41 Block B2

Table No. 7.110: SDA Results: Block B2, Sixth Floor

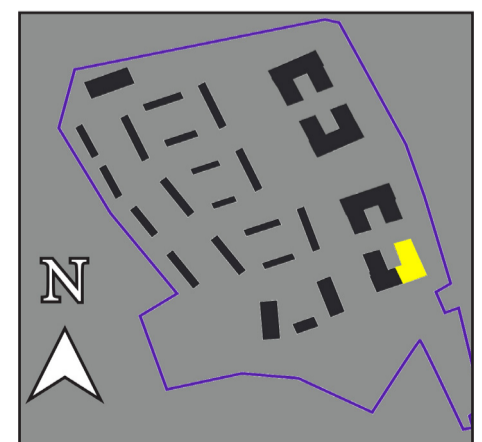
Unit Number	Room Description	BRE 209				I.S. EN 17037		
		Target Lux*	% of area above target Lux* (recommendation >50%)		Meets BRE 209 Criteria*	% of area above 300 Lux (recommendation >50%)	% of area above 100 Lux (recommendation >95%)	Meets I.S. EN 17037 Criteria*
			Winter**	Summer**				
B2.06.01	LKD	200	100%	100%	Yes	100%	100%	Yes
B2.06.01	Bedroom 1	100	100%	100%	Yes	100%	100%	Yes
B2.06.01	Bedroom 2	100	100%	100%	Yes	100%	100%	Yes
B2.06.02	LKD	200	99%	99%	Yes	70%	100%	Yes
B2.06.02	Bedroom 1	100	100%	100%	Yes	100%	100%	Yes
B2.06.03	LKD	200	100%	100%	Yes	100%	100%	Yes
B2.06.03	Bedroom 1	100	100%	100%	Yes	100%	100%	Yes
B2.06.03	Bedroom 2	100	100%	100%	Yes	100%	100%	Yes
B2.06.04	LKD	200	100%	100%	Yes	100%	100%	Yes
B2.06.04	Bedroom 1	100	100%	100%	Yes	100%	100%	Yes
B2.06.05	LKD	200	87%	87%	Yes	61%	100%	Yes
B2.06.05	Bedroom 1	100	100%	100%	Yes	99%	100%	Yes
B2.06.06	LKD	200	100%	100%	Yes	79%	100%	Yes
B2.06.06	Bedroom 1	100	100%	100%	Yes	100%	100%	Yes
B2.06.07	LKD	200	100%	100%	Yes	100%	100%	Yes
B2.06.07	Bedroom 1	100	100%	100%	Yes	100%	100%	Yes
B2.06.07	Bedroom 2	100	100%	100%	Yes	100%	100%	Yes
B2.06.08	LKD	200	100%	100%	Yes	100%	100%	Yes
B2.06.08	Bedroom 1	100	100%	100%	Yes	100%	100%	Yes
B2.06.08	Bedroom 2	100	100%	100%	Yes	100%	100%	Yes
B2.06.09	LKD	200	100%	100%	Yes	77%	100%	Yes
B2.06.09	Bedroom 1	100	100%	100%	Yes	100%	100%	Yes
B2.06.10	LKD	200	100%	100%	Yes	76%	100%	Yes
B2.06.10	Bedroom 1	100	100%	100%	Yes	100%	100%	Yes
B2.06.11	LKD	200	92%	92%	Yes	64%	100%	Yes
B2.06.11	Bedroom 1	100	100%	100%	Yes	100%	100%	Yes
B2.06.11	Bedroom 2	100	100%	100%	Yes	100%	100%	Yes

\* For information regarding the criteria under the various guidelines including target Lux please refer to section 5.4 on page 14.

\*\* Under the BRE 209 study the SDA has been calculated with deciduous trees represented with both winter and summer foliage.

The SDA circa compliance rates across the entire scheme can be found in section 8.1.3 on page 162.

Figure 7.110: Floor plan of assessed building (L), Keyplan highlighting the assessed building (R).



### 7.3.42 Block B2

Table No. 7.111: SDA Results: Block B2, Seventh Floor

Unit Number	Room Description	BRE 209				I.S. EN 17037		
		Target Lux*	% of area above target Lux* (recommendation >50%)		Meets BRE 209 Criteria*	% of area above 300 Lux (recommendation >50%)	% of area above 100 Lux (recommendation >95%)	Meets I.S. EN 17037 Criteria*
			Winter**	Summer**				
B2.07.01	LKD	200	100%	100%	Yes	100%	100%	Yes
B2.07.01	Bedroom 1	100	100%	100%	Yes	100%	100%	Yes
B2.07.01	Bedroom 2	100	100%	100%	Yes	100%	100%	Yes
B2.07.02	LKD	200	100%	100%	Yes	71%	100%	Yes
B2.07.02	Bedroom 1	100	100%	100%	Yes	100%	100%	Yes
B2.07.03	LKD	200	100%	100%	Yes	100%	100%	Yes
B2.07.03	Bedroom 1	100	100%	100%	Yes	100%	100%	Yes
B2.07.03	Bedroom 2	100	100%	100%	Yes	100%	100%	Yes
B2.07.04	LKD	200	100%	100%	Yes	100%	100%	Yes
B2.07.04	Bedroom 1	100	100%	100%	Yes	100%	100%	Yes
B2.07.05	LKD	200	100%	100%	Yes	100%	100%	Yes
B2.07.05	Bedroom 1	100	100%	100%	Yes	100%	100%	Yes

\* For information regarding the criteria under the various guidelines including target Lux please refer to section 5.4 on page 14.  
 \*\* Under the BRE 209 study the SDA has been calculated with deciduous trees represented with both winter and summer foliage.  
 The SDA circa compliance rates across the entire scheme can be found in section 8.1.3 on page 162.

Figure 7.111: Floor plan of assessed building (L), Keyplan highlighting the assessed building (R).



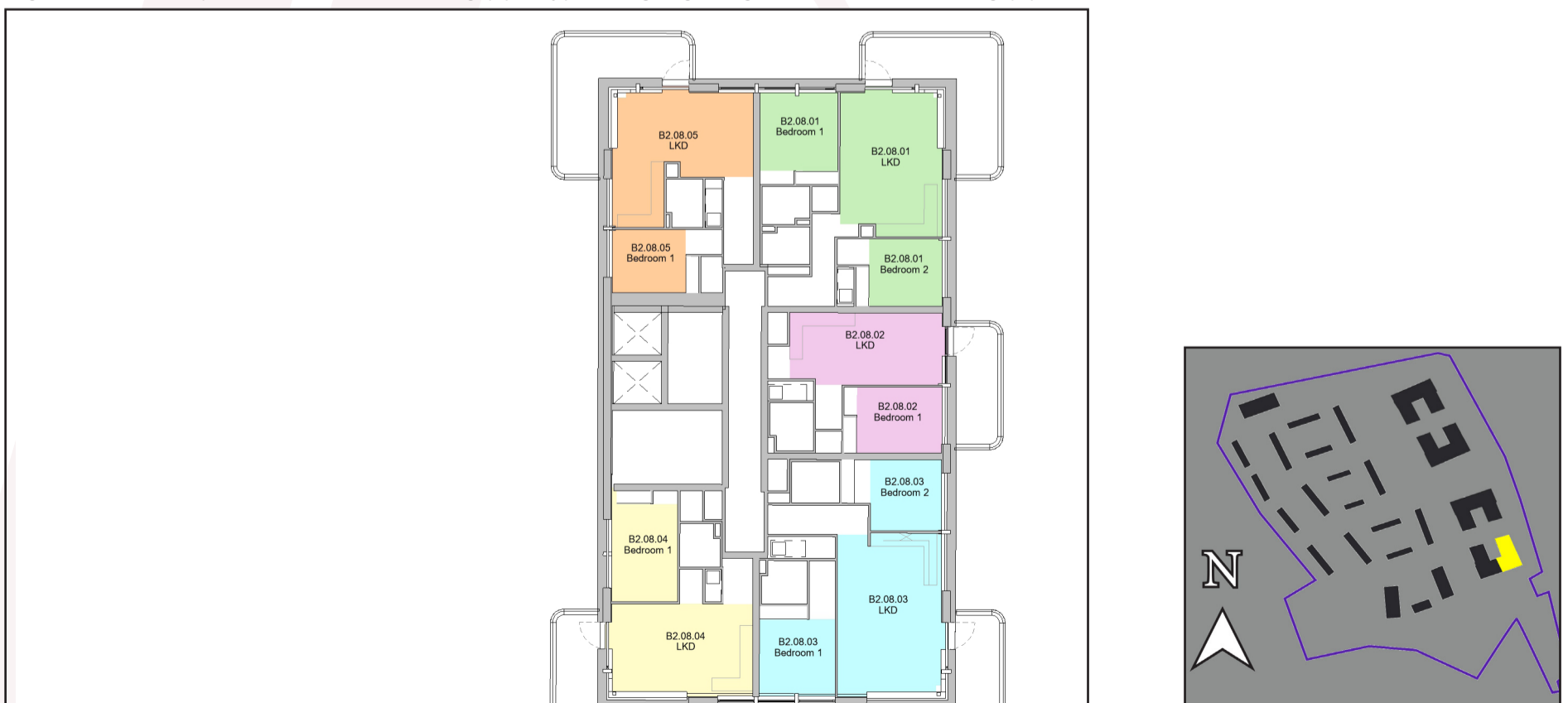
### 7.3.43 Block B2

Table No. 7.112: SDA Results: Block B2, Eighth Floor

Unit Number	Room Description	BRE 209				I.S. EN 17037		
		Target Lux*	% of area above target Lux* (recommendation >50%)		Meets BRE 209 Criteria*	% of area above 300 Lux (recommendation >50%)	% of area above 100 Lux (recommendation >95%)	Meets I.S. EN 17037 Criteria*
			Winter**	Summer**				
B2.08.01	LKD	200	100%	100%	Yes	100%	100%	Yes
B2.08.01	Bedroom 1	100	100%	100%	Yes	100%	100%	Yes
B2.08.01	Bedroom 2	100	100%	100%	Yes	100%	100%	Yes
B2.08.02	LKD	200	100%	100%	Yes	72%	100%	Yes
B2.08.02	Bedroom 1	100	100%	100%	Yes	100%	100%	Yes
B2.08.03	LKD	200	100%	100%	Yes	100%	100%	Yes
B2.08.03	Bedroom 1	100	100%	100%	Yes	100%	100%	Yes
B2.08.03	Bedroom 2	100	100%	100%	Yes	100%	100%	Yes
B2.08.04	LKD	200	100%	100%	Yes	100%	100%	Yes
B2.08.04	Bedroom 1	100	100%	100%	Yes	100%	100%	Yes
B2.08.05	LKD	200	100%	100%	Yes	100%	100%	Yes
B2.08.05	Bedroom 1	100	100%	100%	Yes	100%	100%	Yes

\* For information regarding the criteria under the various guidelines including target Lux please refer to section 5.4 on page 14.  
 \*\* Under the BRE 209 study the SDA has been calculated with deciduous trees represented with both winter and summer foliage.  
 The SDA circa compliance rates across the entire scheme can be found in section 8.1.3 on page 162.

Figure 7.112: Floor plan of assessed building (L), Keyplan highlighting the assessed building (R).



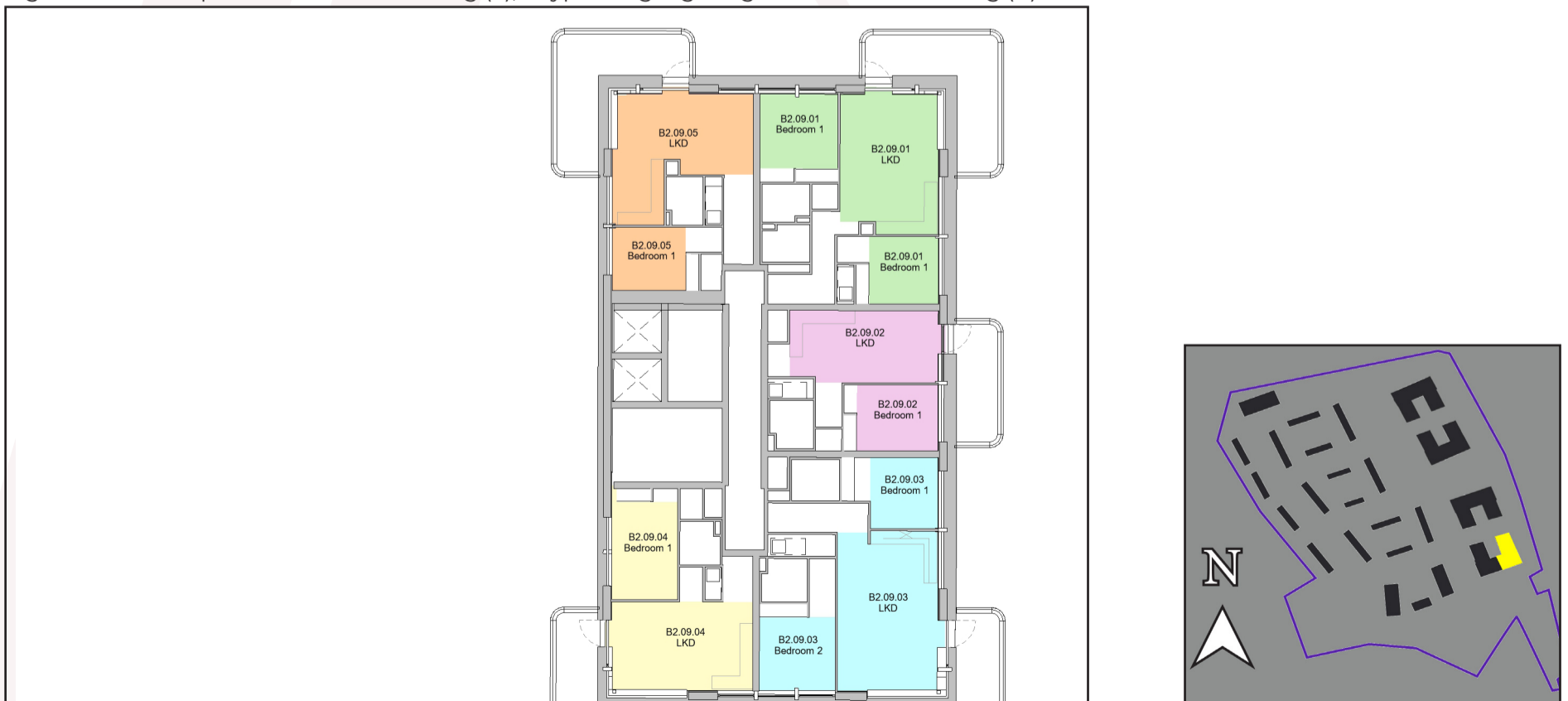
### 7.3.44 Block B2

Table No. 7.113: SDA Results: Block B2, Ninth Floor

Unit Number	Room Description	BRE 209				I.S. EN 17037		
		Target Lux*	% of area above target Lux* (recommendation >50%)		Meets BRE 209 Criteria*	% of area above 300 Lux (recommendation >50%)	% of area above 100 Lux (recommendation >95%)	Meets I.S. EN 17037 Criteria*
			Winter**	Summer**				
B2.09.01	LKD	200	100%	100%	Yes	100%	100%	Yes
B2.09.01	Bedroom 1	100	100%	100%	Yes	100%	100%	Yes
B2.09.01	Bedroom 2	100	100%	100%	Yes	100%	100%	Yes
B2.09.02	LKD	200	100%	100%	Yes	100%	100%	Yes
B2.09.02	Bedroom 1	100	100%	100%	Yes	100%	100%	Yes
B2.09.03	LKD	200	100%	100%	Yes	100%	100%	Yes
B2.09.03	Bedroom 1	100	100%	100%	Yes	100%	100%	Yes
B2.09.03	Bedroom 2	100	100%	100%	Yes	100%	100%	Yes
B2.09.04	LKD	200	100%	100%	Yes	100%	100%	Yes
B2.09.04	Bedroom 1	100	100%	100%	Yes	100%	100%	Yes
B2.09.05	LKD	200	100%	100%	Yes	100%	100%	Yes
B2.09.05	Bedroom 1	100	100%	100%	Yes	100%	100%	Yes

\* For information regarding the criteria under the various guidelines including target Lux please refer to section 5.4 on page 14.  
 \*\* Under the BRE 209 study the SDA has been calculated with deciduous trees represented with both winter and summer foliage.  
 The SDA circa compliance rates across the entire scheme can be found in section 8.1.3 on page 162.

Figure 7.113: Floor plan of assessed building (L), Keyplan highlighting the assessed building (R).





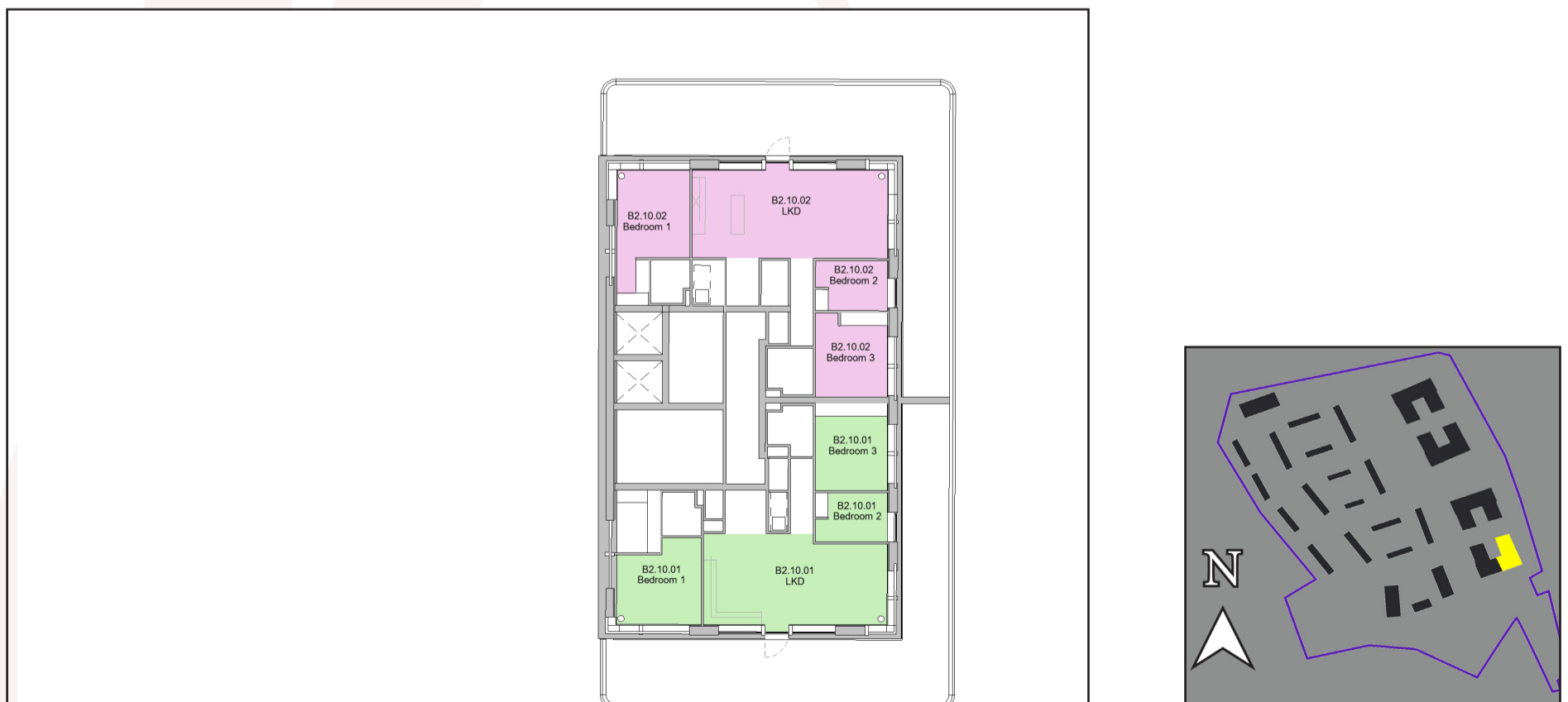
### 7.3.45 Block B2

Table No. 7.114: SDA Results: Block B2, Ninth Floor

Unit Number	Room Description	BRE 209				I.S. EN 17037		
		Target Lux*	% of area above target Lux* (recommendation >50%)		Meets BRE 209 Criteria*	% of area above 300 Lux (recommendation >50%)	% of area above 100 Lux (recommendation >95%)	Meets I.S. EN 17037 Criteria*
			Winter**	Summer**				
B2.10.01	LKD	200	100%	100%	Yes	100%	100%	Yes
B2.10.01	Bedroom 1	100	100%	100%	Yes	100%	100%	Yes
B2.10.01	Bedroom 2	100	100%	100%	Yes	100%	100%	Yes
B2.10.01	Bedroom 3	100	100%	100%	Yes	100%	100%	Yes
B2.10.02	LKD	200	100%	100%	Yes	100%	100%	Yes
B2.10.02	Bedroom 1	100	100%	100%	Yes	100%	100%	Yes
B2.10.02	Bedroom 2	100	100%	100%	Yes	100%	100%	Yes
B2.10.02	Bedroom 3	100	100%	100%	Yes	100%	100%	Yes

\* For information regarding the criteria under the various guidelines including target Lux please refer to section 5.4 on page 14.  
 \*\* Under the BRE 209 study the SDA has been calculated with deciduous trees represented with both winter and summer foliage.  
 The SDA circa compliance rates across the entire scheme can be found in section 8.1.3 on page 162.

Figure 7.114: Floor plan of assessed building (L), Keyplan highlighting the assessed building (R).



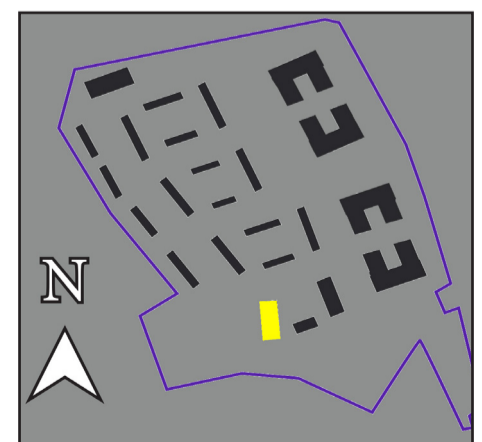
### 7.3.46 Block C

Table No. 7.115: SDA Results: Block C, Ground Floor

Unit Number	Room Description	BRE 209				I.S. EN 17037		
		Target Lux*	% of area above target Lux* (recommendation >50%)		Meets BRE 209 Criteria*	% of area above 300 Lux (recommendation >50%)	% of area above 100 Lux (recommendation >95%)	Meets I.S. EN 17037 Criteria*
			Winter**	Summer**				
Classroom 1	Classroom	150	100%	100%	Yes	100%	100%	Yes
Classroom 2	Classroom	150	100%	100%	Yes	100%	100%	Yes
Classroom 3	Classroom	150	100%	100%	Yes	100%	100%	Yes
Classroom 4	Classroom	150	100%	100%	Yes	86%	100%	Yes
Classroom 5	Classroom	150	87%	87%	Yes	44%	100%	No

\* For information regarding the criteria under the various guidelines including target Lux please refer to section 5.4 on page 14.  
 \*\* Under the BRE 209 study the SDA has been calculated with deciduous trees represented with both winter and summer foliage.  
 The SDA circa compliance rates across the entire scheme can be found in section 8.1.3 on page 162.

Figure 7.115: Floor plan of assessed building (L), Keyplan highlighting the assessed building (R).



### 7.3.47 Block C

Table No. 7.116: SDA Results: Block C, First Floor

Unit Number	Room Description	BRE 209				I.S. EN 17037		
		Target Lux*	% of area above target Lux* (recommendation >50%)		Meets BRE 209 Criteria*	% of area above 300 Lux (recommendation >50%)	% of area above 100 Lux (recommendation >95%)	Meets I.S. EN 17037 Criteria*
			Winter**	Summer**				
0101	LKD	200	98%	98%	Yes	84%	100%	Yes
0101	Bedroom 1	100	100%	100%	Yes	86%	100%	Yes
0101	Bedroom 2	100	100%	100%	Yes	78%	100%	Yes
0102	LKD	200	40%	40%	No	26%	66%	No
0102	Bedroom 1	100	100%	100%	Yes	52%	100%	Yes
0103	LKD	200	40%	40%	No	26%	65%	No
0103	Bedroom 1	100	100%	100%	Yes	48%	100%	No
0104	LKD	200	42%	42%	No	27%	68%	No
0104	Bedroom 1	100	100%	100%	Yes	48%	100%	No
0105	LKD	200	100%	100%	Yes	100%	100%	Yes
0105	Bedroom 1	100	100%	100%	Yes	60%	100%	Yes
0105	Bedroom 2	100	100%	100%	Yes	84%	100%	Yes
0106	LKD	200	100%	100%	Yes	92%	100%	Yes
0106	Bedroom 1	100	100%	100%	Yes	100%	100%	Yes
0106	Bedroom 2	100	100%	100%	Yes	98%	100%	Yes
0107	LKD	200	54%	54%	Yes	41%	78%	No
0107	Bedroom 1	100	100%	100%	Yes	89%	100%	Yes
0108	LKD	200	49%	49%	No	35%	71%	No
0108	Bedroom 1	100	100%	100%	Yes	76%	100%	Yes
0109	LKD	200	100%	100%	Yes	100%	100%	Yes
0109	Bedroom 1	100	100%	100%	Yes	50%	100%	Yes
0109	Bedroom 2	100	100%	100%	Yes	64%	100%	Yes

\* For information regarding the criteria under the various guidelines including target Lux please refer to section 5.4 on page 14.  
 \*\* Under the BRE 209 study the SDA has been calculated with deciduous trees represented with both winter and summer foliage.  
 The SDA circa compliance rates across the entire scheme can be found in section 8.1.3 on page 162.

Figure 7.116: Floor plan of assessed building (L), Keyplan highlighting the assessed building (R).



### 7.3.48 Block C

Table No. 7.117: SDA Results: Block C, First Floor

Unit Number	Room Description	BRE 209				I.S. EN 17037		
		Target Lux*	% of area above target Lux* (recommendation >50%)		Meets BRE 209 Criteria*	% of area above 300 Lux (recommendation >50%)	% of area above 100 Lux (recommendation >95%)	Meets I.S. EN 17037 Criteria*
			Winter**	Summer**				
0110	LKD	200	100%	100%	Yes	100%	100%	Yes
0110	Bedroom 1	100	100%	100%	Yes	98%	100%	Yes
0110	Bedroom 2	100	100%	100%	Yes	82%	100%	Yes
0111	LKD	200	52%	52%	Yes	39%	77%	No
0111	Bedroom 1	100	100%	100%	Yes	73%	100%	Yes
0112	LKD	200	48%	48%	No	33%	74%	No
0112	Bedroom 1	100	100%	100%	Yes	70%	100%	Yes
0113	LKD	200	100%	100%	Yes	100%	100%	Yes
0113	Bedroom 1	100	100%	100%	Yes	29%	100%	No
0113	Bedroom 2	100	100%	100%	Yes	66%	100%	Yes
0114	LKD	200	100%	100%	Yes	100%	100%	Yes
0114	Bedroom 1	100	100%	100%	Yes	100%	100%	Yes
0114	Bedroom 2	100	100%	100%	Yes	100%	100%	Yes
0115	LKD	200	72%	72%	Yes	57%	100%	Yes
0115	Bedroom 1	100	100%	100%	Yes	100%	100%	Yes
0116	LKD	200	72%	72%	Yes	57%	100%	Yes
0116	Bedroom 1	100	100%	100%	Yes	100%	100%	Yes
0117	LKD	200	71%	71%	Yes	57%	100%	Yes
0117	Bedroom 1	100	100%	100%	Yes	100%	100%	Yes
0118	LKD	200	100%	100%	Yes	100%	100%	Yes
0118	Bedroom 1	100	100%	100%	Yes	100%	100%	Yes
0118	Bedroom 2	100	100%	100%	Yes	87%	100%	Yes

\* For information regarding the criteria under the various guidelines including target Lux please refer to section 5.4 on page 14.

\*\* Under the BRE 209 study the SDA has been calculated with deciduous trees represented with both winter and summer foliage. The SDA circa compliance rates across the entire scheme can be found in section 8.1.3 on page 162.

Figure 7.117: Floor plan of assessed building (L), Keyplan highlighting the assessed building (R).



### 7.3.49 Block C

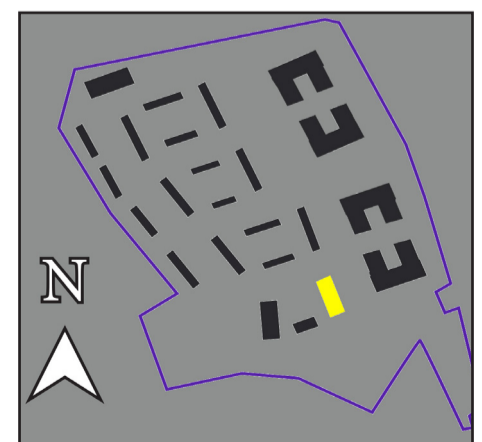
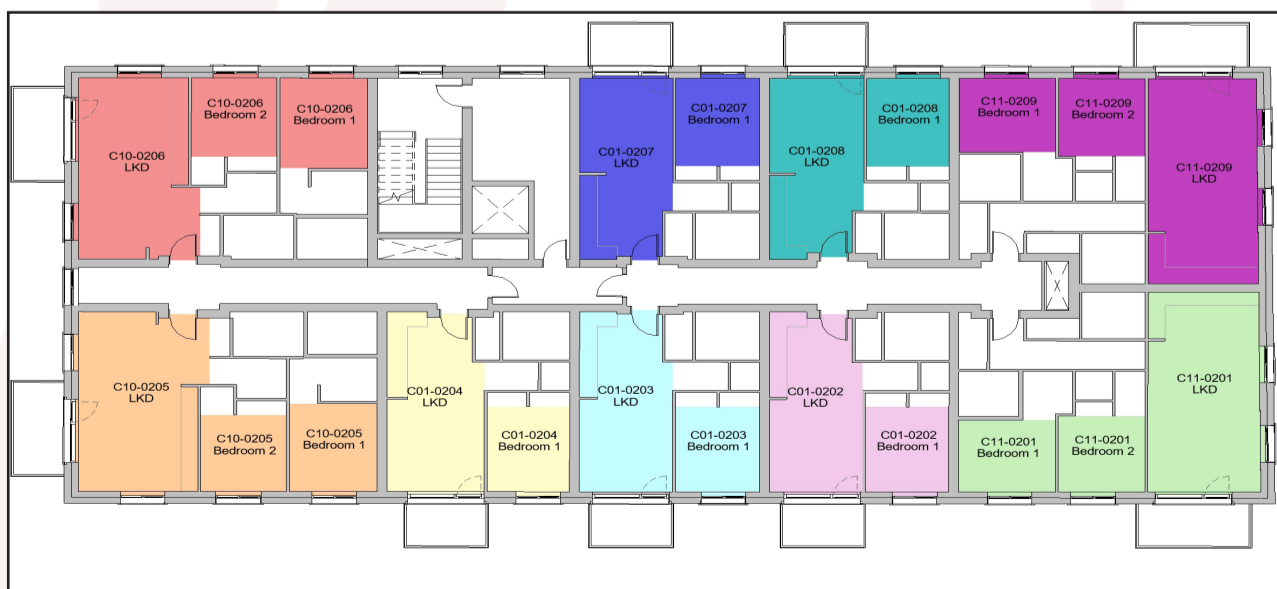
Table No. 7.118: SDA Results: Block C, Second Floor

Unit Number	Room Description	BRE 209				I.S. EN 17037		
		Target Lux*	% of area above target Lux* (recommendation >50%)		Meets BRE 209 Criteria*	% of area above 300 Lux (recommendation >50%)	% of area above 100 Lux (recommendation >95%)	Meets I.S. EN 17037 Criteria*
			Winter**	Summer**				
0201	LKD	200	100%	100%	Yes	91%	100%	Yes
0201	Bedroom 1	100	100%	100%	Yes	95%	100%	Yes
0201	Bedroom 2	100	100%	100%	Yes	90%	100%	Yes
0202	LKD	200	47%	47%	No	36%	72%	No
0202	Bedroom 1	100	100%	100%	Yes	67%	100%	Yes
0203	LKD	200	46%	46%	No	35%	69%	No
0203	Bedroom 1	100	100%	100%	Yes	62%	100%	Yes
0204	LKD	200	50%	50%	Yes	35%	71%	No
0204	Bedroom 1	100	100%	100%	Yes	59%	100%	Yes
0205	LKD	200	100%	100%	Yes	100%	100%	Yes
0205	Bedroom 1	100	100%	100%	Yes	70%	100%	Yes
0205	Bedroom 2	100	100%	100%	Yes	95%	100%	Yes
0206	LKD	200	100%	100%	Yes	100%	100%	Yes
0206	Bedroom 1	100	100%	100%	Yes	90%	100%	Yes
0206	Bedroom 2	100	100%	100%	Yes	100%	100%	Yes
0207	LKD	200	59%	59%	Yes	52%	84%	No
0207	Bedroom 1	100	100%	100%	Yes	100%	100%	Yes
0208	LKD	200	60%	60%	Yes	54%	94%	No
0208	Bedroom 1	100	100%	100%	Yes	100%	100%	Yes
0209	LKD	200	100%	100%	Yes	99%	100%	Yes
0209	Bedroom 1	100	100%	100%	Yes	100%	100%	Yes
0209	Bedroom 2	100	100%	100%	Yes	100%	100%	Yes

\* For information regarding the criteria under the various guidelines including target Lux please refer to section 5.4 on page 14.

\*\* Under the BRE 209 study the SDA has been calculated with deciduous trees represented with both winter and summer foliage. The SDA circa compliance rates across the entire scheme can be found in section 8.1.3 on page 162.

Figure 7.118: Floor plan of assessed building (L), Keyplan highlighting the assessed building (R).



### 7.3.50 Block C

Table No. 7.119: SDA Results: Block C, Second Floor

Unit Number	Room Description	BRE 209				I.S. EN 17037		
		Target Lux*	% of area above target Lux* (recommendation >50%)		Meets BRE 209 Criteria*	% of area above 300 Lux (recommendation >50%)	% of area above 100 Lux (recommendation >95%)	Meets I.S. EN 17037 Criteria*
			Winter**	Summer**				
0210	LKD	200	100%	100%	Yes	100%	100%	Yes
0210	Bedroom 1	100	100%	100%	Yes	100%	100%	Yes
0210	Bedroom 2	100	100%	100%	Yes	100%	100%	Yes
0211	LKD	200	59%	59%	Yes	51%	83%	No
0211	Bedroom 1	100	100%	100%	Yes	92%	100%	Yes
0212	LKD	200	55%	55%	Yes	46%	77%	No
0212	Bedroom 1	100	100%	100%	Yes	87%	100%	Yes
0213	LKD	200	100%	100%	Yes	100%	100%	Yes
0213	Bedroom 1	100	100%	100%	Yes	64%	100%	Yes
0213	Bedroom 2	100	100%	100%	Yes	100%	100%	Yes
0214	LKD	200	100%	100%	Yes	100%	100%	Yes
0214	Bedroom 1	100	100%	100%	Yes	100%	100%	Yes
0214	Bedroom 2	100	100%	100%	Yes	100%	100%	Yes
0215	LKD	200	76%	76%	Yes	61%	100%	Yes
0215	Bedroom 1	100	100%	100%	Yes	100%	100%	Yes
0216	LKD	200	73%	73%	Yes	58%	100%	Yes
0216	Bedroom 1	100	100%	100%	Yes	100%	100%	Yes
0217	LKD	200	74%	74%	Yes	58%	100%	Yes
0217	Bedroom 1	100	100%	100%	Yes	100%	100%	Yes
0218	LKD	200	100%	100%	Yes	100%	100%	Yes
0218	Bedroom 1	100	100%	100%	Yes	100%	100%	Yes
0218	Bedroom 2	100	100%	100%	Yes	90%	100%	Yes

\* For information regarding the criteria under the various guidelines including target Lux please refer to section 5.4 on page 14.

\*\* Under the BRE 209 study the SDA has been calculated with deciduous trees represented with both winter and summer foliage. The SDA circa compliance rates across the entire scheme can be found in section 8.1.3 on page 162.

Figure 7.119: Floor plan of assessed building (L), Keyplan highlighting the assessed building (R).



### 7.3.51 Block C

Table No. 7.120: SDA Results: Block C, Third Floor

Unit Number	Room Description	BRE 209				I.S. EN 17037		
		Target Lux*	% of area above target Lux* (recommendation >50%)		Meets BRE 209 Criteria*	% of area above 300 Lux (recommendation >50%)	% of area above 100 Lux (recommendation >95%)	Meets I.S. EN 17037 Criteria*
			Winter**	Summer**				
0301	LKD	200	100%	100%	Yes	95%	100%	Yes
0301	Bedroom 1	100	100%	100%	Yes	98%	100%	Yes
0301	Bedroom 2	100	100%	100%	Yes	98%	100%	Yes
0302	LKD	200	54%	54%	Yes	46%	85%	No
0302	Bedroom 1	100	100%	100%	Yes	84%	100%	Yes
0303	LKD	200	53%	53%	Yes	43%	84%	No
0303	Bedroom 1	100	100%	100%	Yes	75%	100%	Yes
0304	LKD	200	54%	54%	Yes	42%	83%	No
0304	Bedroom 1	100	100%	100%	Yes	74%	100%	Yes
0305	LKD	200	100%	100%	Yes	100%	100%	Yes
0305	Bedroom 1	100	100%	100%	Yes	89%	100%	Yes
0305	Bedroom 2	100	100%	100%	Yes	100%	100%	Yes
0306	LKD	200	100%	100%	Yes	100%	100%	Yes
0306	Bedroom 1	100	100%	100%	Yes	100%	100%	Yes
0306	Bedroom 2	100	100%	100%	Yes	100%	100%	Yes
0307	LKD	200	69%	69%	Yes	59%	100%	Yes
0307	Bedroom 1	100	100%	100%	Yes	100%	100%	Yes
0308	LKD	200	69%	69%	Yes	59%	100%	Yes
0308	Bedroom 1	100	100%	100%	Yes	100%	100%	Yes
0309	LKD	200	100%	100%	Yes	100%	100%	Yes
0309	Bedroom 1	100	100%	100%	Yes	100%	100%	Yes
0309	Bedroom 2	100	100%	100%	Yes	100%	100%	Yes

\* For information regarding the criteria under the various guidelines including target Lux please refer to section 5.4 on page 14.

\*\* Under the BRE 209 study the SDA has been calculated with deciduous trees represented with both winter and summer foliage. The SDA circa compliance rates across the entire scheme can be found in section 8.1.3 on page 162.

Figure 7.120: Floor plan of assessed building (L), Keyplan highlighting the assessed building (R).



### 7.3.52 Block C

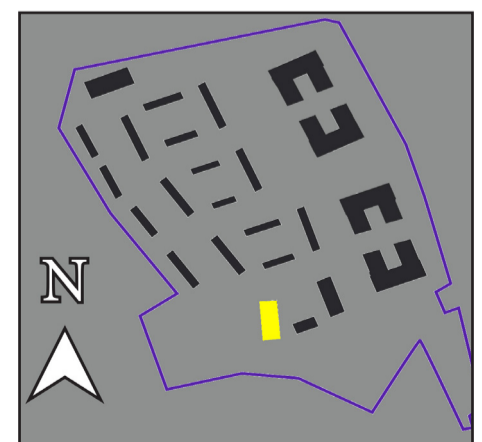
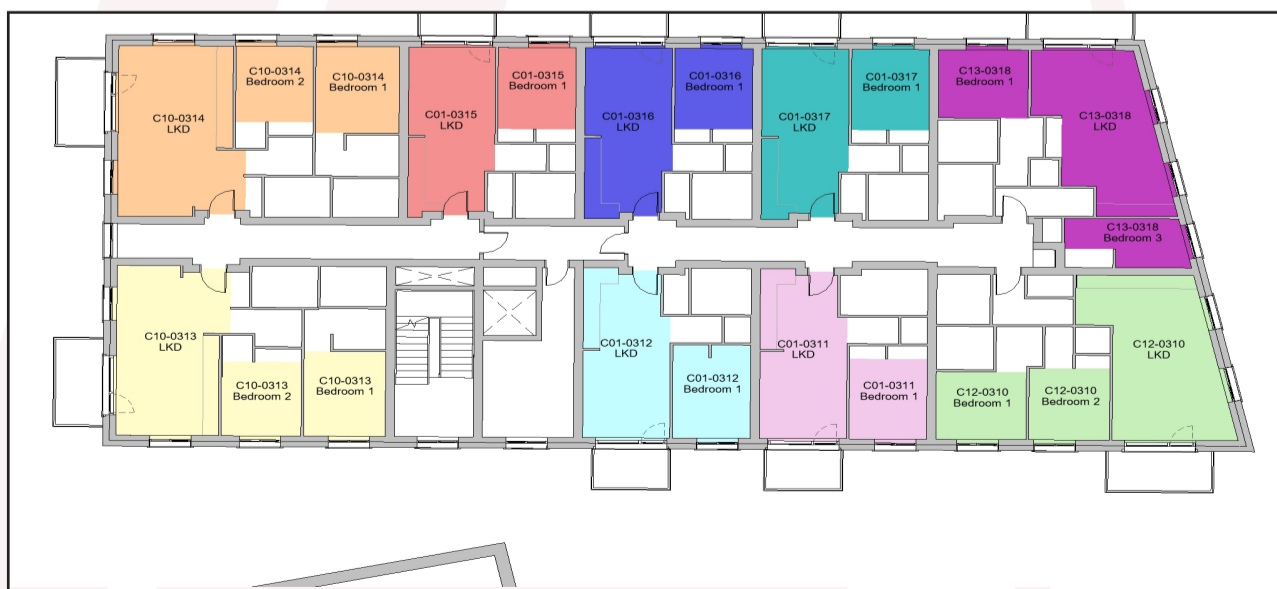
Table No. 7.121: SDA Results: Block C, Third Floor

Unit Number	Room Description	BRE 209				I.S. EN 17037		
		Target Lux*	% of area above target Lux* (recommendation >50%)		Meets BRE 209 Criteria*	% of area above 300 Lux (recommendation >50%)	% of area above 100 Lux (recommendation >95%)	Meets I.S. EN 17037 Criteria*
			Winter**	Summer**				
0310	LKD	200	100%	100%	Yes	100%	100%	Yes
0310	Bedroom 1	100	100%	100%	Yes	100%	100%	Yes
0310	Bedroom 2	100	100%	100%	Yes	100%	100%	Yes
0311	LKD	200	61%	61%	Yes	56%	96%	Yes
0311	Bedroom 1	100	100%	100%	Yes	100%	100%	Yes
0312	LKD	200	64%	64%	Yes	55%	100%	Yes
0312	Bedroom 1	100	100%	100%	Yes	99%	100%	Yes
0313	LKD	200	100%	100%	Yes	100%	100%	Yes
0313	Bedroom 1	100	100%	100%	Yes	100%	100%	Yes
0313	Bedroom 2	100	100%	100%	Yes	100%	100%	Yes
0314	LKD	200	100%	100%	Yes	100%	100%	Yes
0314	Bedroom 1	100	100%	100%	Yes	100%	100%	Yes
0314	Bedroom 2	100	100%	100%	Yes	100%	100%	Yes
0315	LKD	200	78%	78%	Yes	61%	100%	Yes
0315	Bedroom 1	100	100%	100%	Yes	100%	100%	Yes
0316	LKD	200	77%	77%	Yes	60%	100%	Yes
0316	Bedroom 1	100	100%	100%	Yes	100%	100%	Yes
0317	LKD	200	77%	77%	Yes	61%	100%	Yes
0317	Bedroom 1	100	100%	100%	Yes	100%	100%	Yes
0318	LKD	200	100%	100%	Yes	100%	100%	Yes
0318	Bedroom 1	100	100%	100%	Yes	100%	100%	Yes
0318	Bedroom 2	100	100%	100%	Yes	100%	100%	Yes

\* For information regarding the criteria under the various guidelines including target Lux please refer to section 5.4 on page 14.

\*\* Under the BRE 209 study the SDA has been calculated with deciduous trees represented with both winter and summer foliage. The SDA circa compliance rates across the entire scheme can be found in section 8.1.3 on page 162.

Figure 7.121: Floor plan of assessed building (L), Keyplan highlighting the assessed building (R).





### 7.3.53 Block C

Table No. 7.122: SDA Results: Block C, Fourth Floor

Unit Number	Room Description	BRE 209				I.S. EN 17037		
		Target Lux*	% of area above target Lux* (recommendation >50%)		Meets BRE 209 Criteria*	% of area above 300 Lux (recommendation >50%)	% of area above 100 Lux (recommendation >95%)	Meets I.S. EN 17037 Criteria*
			Winter**	Summer**				
0401	LKD	200	100%	100%	Yes	100%	100%	Yes
0401	Bedroom 1	100	100%	100%	Yes	100%	100%	Yes
0401	Bedroom 2	100	100%	100%	Yes	100%	100%	Yes
0402	LKD	200	59%	59%	Yes	50%	100%	Yes
0402	Bedroom 1	100	100%	100%	Yes	97%	100%	Yes
0403	LKD	200	57%	57%	Yes	52%	99%	Yes
0403	Bedroom 1	100	100%	100%	Yes	89%	100%	Yes
0404	LKD	200	57%	57%	Yes	52%	99%	Yes
0404	Bedroom 1	100	100%	100%	Yes	87%	100%	Yes
0405	LKD	200	100%	100%	Yes	100%	100%	Yes
0405	Bedroom 1	100	100%	100%	Yes	97%	100%	Yes
0405	Bedroom 2	100	100%	100%	Yes	100%	100%	Yes
0406	LKD	200	100%	100%	Yes	100%	100%	Yes
0406	Bedroom 1	100	100%	100%	Yes	100%	100%	Yes
0406	Bedroom 2	100	100%	100%	Yes	100%	100%	Yes
0407	LKD	200	74%	74%	Yes	62%	100%	Yes
0407	Bedroom 1	100	100%	100%	Yes	100%	100%	Yes
0408	LKD	200	75%	75%	Yes	62%	100%	Yes
0408	Bedroom 1	100	100%	100%	Yes	100%	100%	Yes
0409	LKD	200	100%	100%	Yes	100%	100%	Yes
0409	Bedroom 1	100	100%	100%	Yes	100%	100%	Yes
0409	Bedroom 2	100	100%	100%	Yes	100%	100%	Yes

\* For information regarding the criteria under the various guidelines including target Lux please refer to section 5.4 on page 14.  
 \*\* Under the BRE 209 study the SDA has been calculated with deciduous trees represented with both winter and summer foliage.  
 The SDA circa compliance rates across the entire scheme can be found in section 8.1.3 on page 162.

Figure 7.122: Floor plan of assessed building (L), Keyplan highlighting the assessed building (R).



### 7.3.54 Block C

Table No. 7.123: SDA Results: Block C, Fourth

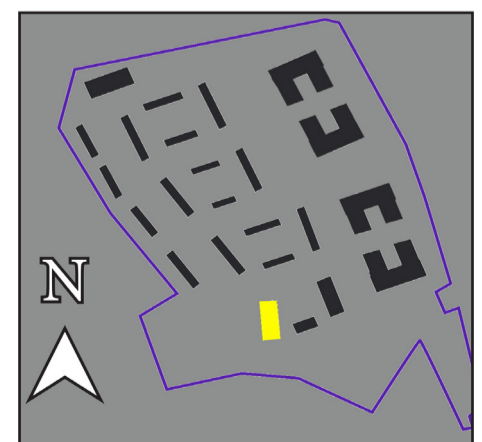
Unit Number	Room Description	Target Lux*	BRE 209		Meets BRE 209 Criteria*	I.S. EN 17037		
			% of area above target Lux* (recommendation >50%)			% of area above 300 Lux (recommendation >50%)	% of area above 100 Lux (recommendation >95%)	Meets I.S. EN 17037 Criteria*
			Winter**	Summer**				
0410	LKD	200	74%	74%	Yes	64%	100%	Yes
0410	Bedroom 1	100	100%	100%	Yes	100%	100%	Yes
0411	LKD	200	76%	76%	Yes	66%	100%	Yes
0411	Bedroom 1	100	100%	100%	Yes	100%	100%	Yes
0412	LKD	200	100%	100%	Yes	100%	100%	Yes
0412	Bedroom 1	100	100%	100%	Yes	100%	100%	Yes
0412	Bedroom 2	100	100%	100%	Yes	100%	100%	Yes
0413	LKD	200	100%	100%	Yes	100%	100%	Yes
0413	Bedroom 1	100	100%	100%	Yes	100%	100%	Yes
0413	Bedroom 2	100	100%	100%	Yes	100%	100%	Yes
0414	LKD	200	95%	95%	Yes	70%	100%	Yes
0414	Bedroom 1	100	100%	100%	Yes	100%	100%	Yes
0415	LKD	200	91%	91%	Yes	67%	100%	Yes
0415	Bedroom 1	100	100%	100%	Yes	100%	100%	Yes
0416	LKD	200	94%	94%	Yes	68%	100%	Yes
0416	Bedroom 1	100	100%	100%	Yes	100%	100%	Yes

\* For information regarding the criteria under the various guidelines including target Lux please refer to section 5.4 on page 14.

\*\* Under the BRE 209 study the SDA has been calculated with deciduous trees represented with both winter and summer foliage.

The SDA circa compliance rates across the entire scheme can be found in section 8.1.3 on page 162.

Figure 7.123: Floor plan of assessed building (L), Keyplan highlighting the assessed building (R).



### 7.3.55 Block C

Table No. 7.124: SDA Results: Block C, Fifth Floor

Unit Number	Room Description	BRE 209				I.S. EN 17037		
		Target Lux*	% of area above target Lux* (recommendation >50%)		Meets BRE 209 Criteria*	% of area above 300 Lux (recommendation >50%)	% of area above 100 Lux (recommendation >95%)	Meets I.S. EN 17037 Criteria*
			Winter**	Summer**				
0501	LKD	200	72%	72%	Yes	62%	100%	Yes
0501	Bedroom 1	100	100%	100%	Yes	100%	100%	Yes
0502	LKD	200	71%	71%	Yes	61%	100%	Yes
0502	Bedroom 1	100	100%	100%	Yes	100%	100%	Yes
0503	LKD	200	70%	70%	Yes	59%	100%	Yes
0503	Bedroom 1	100	100%	100%	Yes	100%	100%	Yes
0504	LKD	200	100%	100%	Yes	100%	100%	Yes
0504	Bedroom 1	100	100%	100%	Yes	100%	100%	Yes
0504	Bedroom 2	100	100%	100%	Yes	100%	100%	Yes
0505	LKD	200	87%	87%	Yes	69%	100%	Yes
0505	Bedroom 1	100	100%	100%	Yes	100%	100%	Yes
0506	LKD	200	86%	86%	Yes	69%	100%	Yes
0506	Bedroom 1	100	100%	100%	Yes	100%	100%	Yes

\* For information regarding the criteria under the various guidelines including target Lux please refer to section 5.4 on page 14.  
 \*\* Under the BRE 209 study the SDA has been calculated with deciduous trees represented with both winter and summer foliage.  
 The SDA circa compliance rates across the entire scheme can be found in section 8.1.3 on page 162.

Figure 7.124: Floor plan of assessed building (L), Keyplan highlighting the assessed building (R).



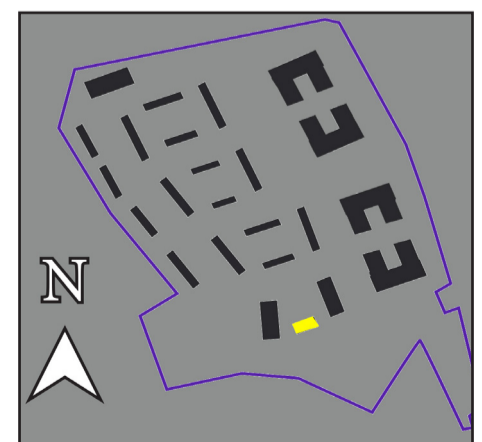
### 7.3.56 Block C, Duplexes

Table No. 7.125: SDA Results: Block C, First/Second Floor

Unit Number	Room Description	BRE 209				I.S. EN 17037		
		Target Lux*	% of area above target Lux* (recommendation >50%)		Meets BRE 209 Criteria*	% of area above 300 Lux (recommendation >50%)	% of area above 100 Lux (recommendation >95%)	Meets I.S. EN 17037 Criteria*
			Winter**	Summer**				
Duplex C1	Kitchen/Dining	200	100%	100%	Yes	100%	100%	Yes
Duplex C1	Living Room	150	100%	100%	Yes	77%	100%	Yes
Duplex C1	Bedroom 1	100	100%	100%	Yes	38%	100%	No
Duplex C1	Bedroom 2	100	100%	100%	Yes	100%	100%	Yes
Duplex C1	Bedroom 3	100	100%	100%	Yes	100%	100%	Yes
Duplex C2	Kitchen/Dining	200	100%	100%	Yes	100%	100%	Yes
Duplex C2	Living Room	150	100%	100%	Yes	98%	100%	Yes
Duplex C2	Bedroom 1	100	100%	100%	Yes	49%	100%	No
Duplex C2	Bedroom 2	100	100%	100%	Yes	100%	100%	Yes
Duplex C2	Bedroom 3	100	100%	100%	Yes	100%	100%	Yes
Duplex C3	Kitchen/Dining	200	100%	100%	Yes	100%	100%	Yes
Duplex C3	Living Room	150	100%	100%	Yes	100%	100%	Yes
Duplex C3	Bedroom 1	100	100%	100%	Yes	48%	100%	No
Duplex C3	Bedroom 2	100	100%	100%	Yes	100%	100%	Yes
Duplex C3	Bedroom 3	100	100%	100%	Yes	100%	100%	Yes
Duplex C4	Kitchen/Dining	200	100%	100%	Yes	100%	100%	Yes
Duplex C4	Living Room	150	100%	100%	Yes	100%	100%	Yes
Duplex C4	Bedroom 1	100	100%	100%	Yes	44%	100%	No
Duplex C4	Bedroom 2	100	100%	100%	Yes	100%	100%	Yes
Duplex C4	Bedroom 3	100	100%	100%	Yes	100%	100%	Yes

\* For information regarding the criteria under the various guidelines including target Lux please refer to section 5.4 on page 14.  
 \*\* Under the BRE 209 study the SDA has been calculated with deciduous trees represented with both winter and summer foliage.  
 The SDA circa compliance rates across the entire scheme can be found in section 8.1.3 on page 162.

Figure 7.125: Floor plan of assessed building (L), Keyplan highlighting the assessed building (R).



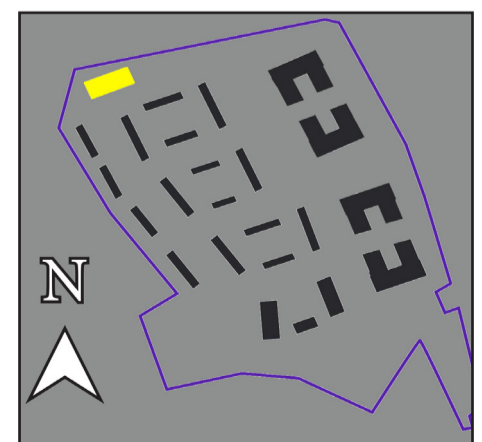
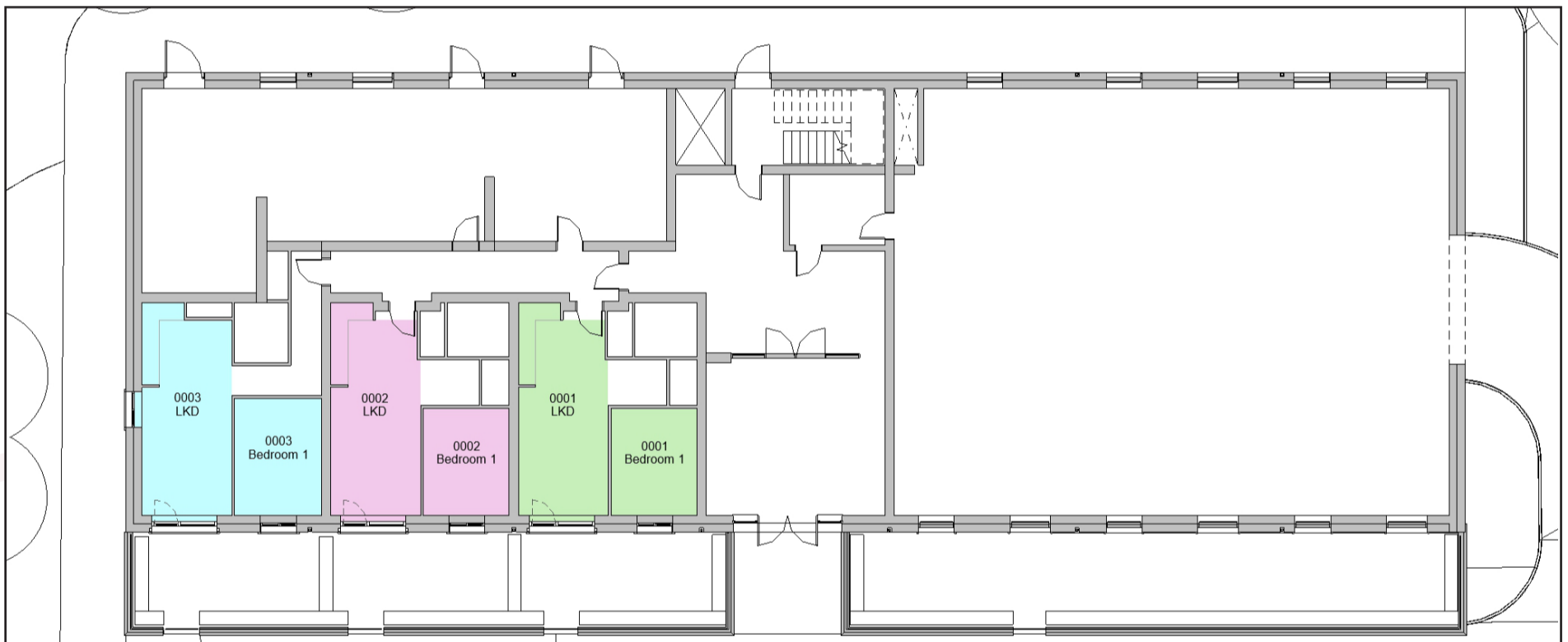
### 7.3.57 Block D

Table No. 7.126: SDA Results: Block D, Ground Floor

Unit Number	Room Description	Target Lux*	BRE 209		Meets BRE 209 Criteria*	I.S. EN 17037		
			% of area above target Lux* (recommendation >50%)			% of area above 300 Lux (recommendation >50%)	% of area above 100 Lux (recommendation >95%)	Meets I.S. EN 17037 Criteria*
			Winter**	Summer**				
0001	LKD	200	63%	63%	Yes	49%	94%	No
0001	Bedroom 1	100	100%	100%	Yes	66%	100%	Yes
0002	LKD	200	66%	66%	Yes	53%	99%	Yes
0002	Bedroom 1	100	100%	100%	Yes	87%	100%	Yes
0003	LKD	200	72%	72%	Yes	60%	100%	Yes
0003	Bedroom 1	100	100%	100%	Yes	70%	100%	Yes

\* For information regarding the criteria under the various guidelines including target Lux please refer to section 5.4 on page 14.  
 \*\* Under the BRE 209 study the SDA has been calculated with deciduous trees represented with both winter and summer foliage.  
 The SDA circa compliance rates across the entire scheme can be found in section 8.1.3 on page 162.

Figure 7.126: Floor plan of assessed building (L), Keyplan highlighting the assessed building (R).



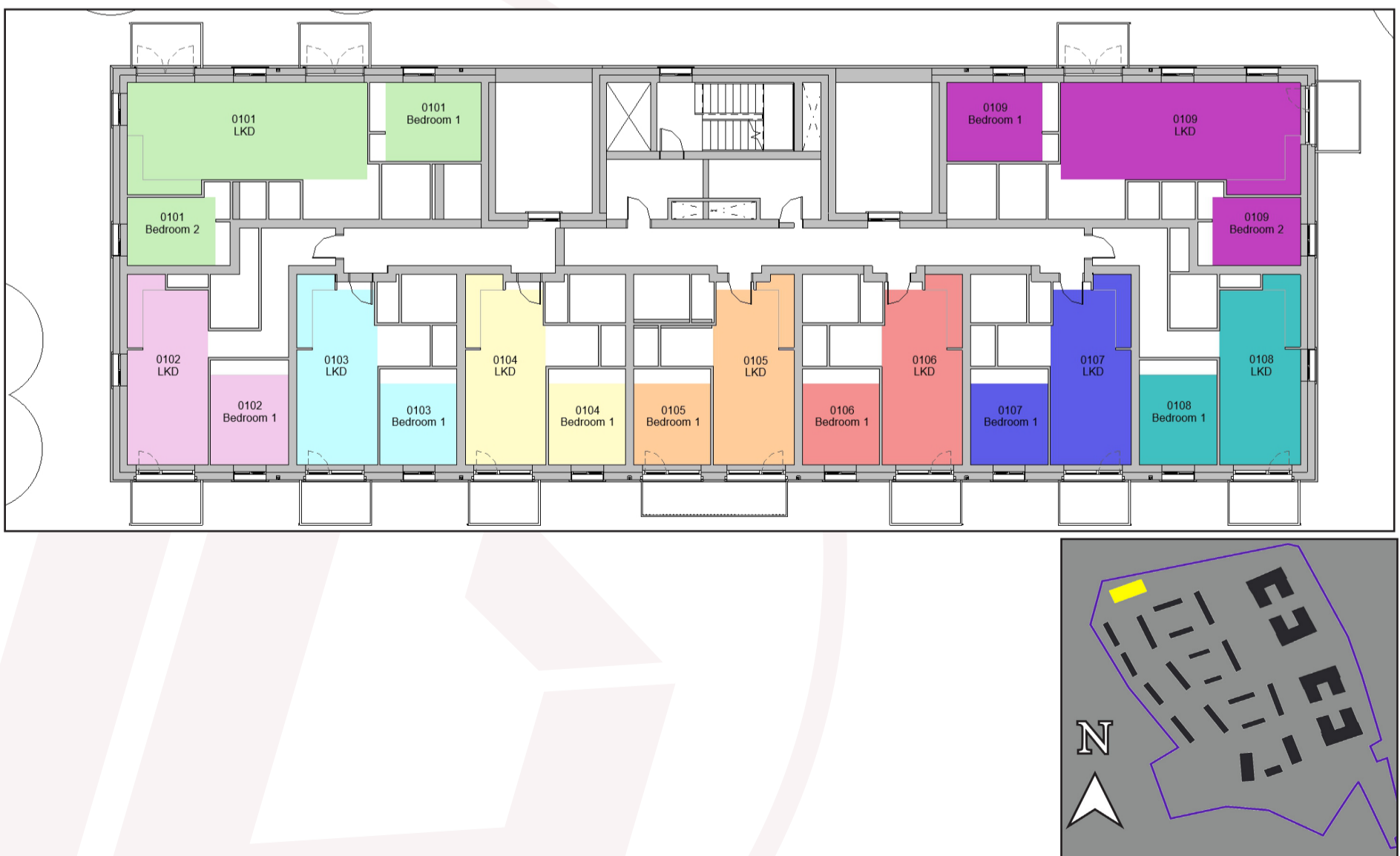
### 7.3.58 Block D

Table No. 7.127: SDA Results: Block D, First Floor

Unit Number	Room Description	BRE 209				I.S. EN 17037		
		Target Lux*	% of area above target Lux* (recommendation >50%)		Meets BRE 209 Criteria*	% of area above 300 Lux (recommendation >50%)	% of area above 100 Lux (recommendation >95%)	Meets I.S. EN 17037 Criteria*
			Winter**	Summer**				
0101	LKD	200	25%	25%	No	10%	83%	No
0101	Bedroom 1	100	22%	22%	No	0%	24%	No
0101	Bedroom 2	100	66%	66%	Yes	17%	69%	No
0102	LKD	200	74%	74%	Yes	65%	100%	Yes
0102	Bedroom 1	100	100%	100%	Yes	100%	100%	Yes
0103	LKD	200	67%	67%	Yes	58%	100%	Yes
0103	Bedroom 1	100	100%	100%	Yes	100%	100%	Yes
0104	LKD	200	66%	66%	Yes	53%	99%	Yes
0104	Bedroom 1	100	100%	100%	Yes	100%	100%	Yes
0105	LKD	200	64%	64%	Yes	51%	93%	No
0105	Bedroom 1	100	100%	100%	Yes	100%	100%	Yes
0106	LKD	200	66%	66%	Yes	52%	95%	Yes
0106	Bedroom 1	100	100%	100%	Yes	100%	100%	Yes
0107	LKD	200	63%	63%	Yes	50%	98%	Yes
0107	Bedroom 1	100	100%	100%	Yes	100%	100%	Yes
0108	LKD	200	82%	82%	Yes	73%	100%	Yes
0108	Bedroom 1	100	100%	100%	Yes	84%	100%	Yes
0109	LKD	200	95%	95%	Yes	69%	100%	Yes
0109	Bedroom 1	100	18%	18%	No	0%	19%	No
0109	Bedroom 2	100	100%	100%	Yes	67%	100%	Yes

\* For information regarding the criteria under the various guidelines including target Lux please refer to section 5.4 on page 14.  
 \*\* Under the BRE 209 study the SDA has been calculated with deciduous trees represented with both winter and summer foliage.  
 The SDA circa compliance rates across the entire scheme can be found in section 8.1.3 on page 162.

Figure 7.127: Floor plan of assessed building (L), Keyplan highlighting the assessed building (R).



### 7.3.59 Block D

Table No. 7.128: SDA Results: Block D, Second Floor

Unit Number	Room Description	Target Lux*	BRE 209		Meets BRE 209 Criteria*	I.S. EN 17037		
			% of area above target Lux* (recommendation >50%)			% of area above 300 Lux (recommendation >50%)	% of area above 100 Lux (recommendation >95%)	Meets I.S. EN 17037 Criteria*
			Winter**	Summer**				
0201	LKD	200	99%	99%	Yes	89%	100%	Yes
0201	Bedroom 1	100	92%	92%	Yes	24%	96%	No
0201	Bedroom 2	100	100%	100%	Yes	63%	100%	Yes
0202	LKD	200	100%	100%	Yes	84%	100%	Yes
0202	Bedroom 1	100	100%	100%	Yes	100%	100%	Yes
0203	LKD	200	72%	72%	Yes	62%	100%	Yes
0203	Bedroom 1	100	100%	100%	Yes	100%	100%	Yes
0204	LKD	200	71%	71%	Yes	62%	100%	Yes
0204	Bedroom 1	100	100%	100%	Yes	100%	100%	Yes
0205	LKD	200	70%	70%	Yes	59%	100%	Yes
0205	Bedroom 1	100	100%	100%	Yes	100%	100%	Yes
0206	LKD	200	72%	72%	Yes	60%	100%	Yes
0206	Bedroom 1	100	100%	100%	Yes	100%	100%	Yes
0207	LKD	200	70%	70%	Yes	59%	100%	Yes
0207	Bedroom 1	100	100%	100%	Yes	100%	100%	Yes
0208	LKD	200	98%	98%	Yes	82%	100%	Yes
0208	Bedroom 1	100	100%	100%	Yes	100%	100%	Yes
0209	LKD	200	100%	100%	Yes	100%	100%	Yes
0209	Bedroom 1	100	94%	94%	Yes	24%	96%	No
0209	Bedroom 2	100	100%	100%	Yes	78%	100%	Yes

\* For information regarding the criteria under the various guidelines including target Lux please refer to section 5.4 on page 14.

\*\* Under the BRE 209 study the SDA has been calculated with deciduous trees represented with both winter and summer foliage. The SDA circa compliance rates across the entire scheme can be found in section 8.1.3 on page 162.

Figure 7.128: Floor plan of assessed building (L), Keyplan highlighting the assessed building (R).



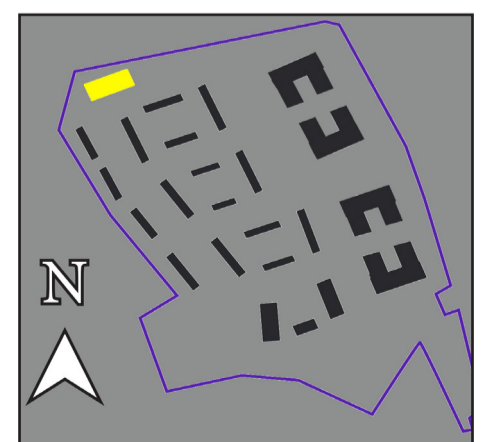
### 7.3.60 Block D

Table No. 7.129: SDA Results: Block D, Third Floor

Unit Number	Room Description	Target Lux*	BRE 209		Meets BRE 209 Criteria*	I.S. EN 17037		
			% of area above target Lux* (recommendation >50%)			% of area above 300 Lux (recommendation >50%)	% of area above 100 Lux (recommendation >95%)	Meets I.S. EN 17037 Criteria*
			Winter**	Summer**				
0301	LKD	200	100%	100%	Yes	99%	100%	Yes
0301	Bedroom 1	100	100%	100%	Yes	98%	100%	Yes
0302	LKD	200	100%	100%	Yes	100%	100%	Yes
0302	Bedroom 1	100	100%	100%	Yes	88%	100%	Yes
0302	Bedroom 2	100	100%	100%	Yes	100%	100%	Yes
0303	LKD	200	81%	81%	Yes	66%	100%	Yes
0303	Bedroom 1	100	100%	100%	Yes	100%	100%	Yes
0304	LKD	200	100%	100%	Yes	100%	100%	Yes
0304	Bedroom 1	100	100%	100%	Yes	100%	100%	Yes
0304	Bedroom 2	100	100%	100%	Yes	82%	100%	Yes
0305	LKD	200	100%	100%	Yes	100%	100%	Yes
0305	Bedroom 1	100	100%	100%	Yes	96%	100%	Yes

\* For information regarding the criteria under the various guidelines including target Lux please refer to section 5.4 on page 14.  
 \*\* Under the BRE 209 study the SDA has been calculated with deciduous trees represented with both winter and summer foliage.  
 The SDA circa compliance rates across the entire scheme can be found in section 8.1.3 on page 162.

Figure 7.129: Floor plan of assessed building (L), Keyplan highlighting the assessed building (R).





### 7.3.61 House Type H1

Table No. 7.130: SDA Results: Block H1

Unit Number	Room Description	BRE 209				I.S. EN 17037		
		Target Lux*	% of area above target Lux* (recommendation >50%)		Meets BRE 209 Criteria*	% of area above 300 Lux (recommendation >50%)	% of area above 100 Lux (recommendation >95%)	Meets I.S. EN 17037 Criteria*
			Winter**	Summer**				
H1 - 1-1	LKD	200	83%	83%	Yes	79%	98%	Yes
H1 - 1-1	Bedroom 1	100	100%	100%	Yes	33%	100%	No
H1 - 1-1	Bedroom 2	100	100%	100%	Yes	45%	100%	No
H1 - 1-1	Bedroom 3	100	100%	100%	Yes	100%	100%	Yes
H1 - 1-2	LKD	200	100%	100%	Yes	100%	100%	Yes
H1 - 1-2	Living Room	150	100%	100%	Yes	100%	100%	Yes
H1 - 1-2	Bedroom 1	100	100%	100%	Yes	70%	100%	Yes
H1 - 1-2	Bedroom 2	100	100%	100%	Yes	100%	100%	Yes
H1 - 1-2	Bedroom 3	100	100%	100%	Yes	100%	100%	Yes
H1 - 2-1	LKD	200	76%	76%	Yes	69%	90%	No
H1 - 2-1	Bedroom 1	100	89%	89%	Yes	23%	85%	No
H1 - 2-1	Bedroom 2	100	65%	65%	Yes	14%	64%	No
H1 - 2-1	Bedroom 3	100	100%	100%	Yes	95%	100%	Yes
H1 - 2-2	LKD	200	100%	100%	Yes	100%	100%	Yes
H1 - 2-2	Living Room	150	100%	100%	Yes	100%	100%	Yes
H1 - 2-2	Bedroom 1	100	100%	100%	Yes	55%	100%	Yes
H1 - 2-2	Bedroom 2	100	100%	100%	Yes	100%	100%	Yes
H1 - 2-2	Bedroom 3	100	100%	100%	Yes	100%	100%	Yes

\* For information regarding the criteria under the various guidelines including target Lux please refer to section 5.4 on page 14.  
 \*\* Under the BRE 209 study the SDA has been calculated with deciduous trees represented with both winter and summer foliage.  
 The SDA circa compliance rates across the entire scheme can be found in section 8.1.3 on page 162.

Figure 7.130: Floor plan of assessed building (L), Keyplan highlighting the assessed building (R).



### 7.3.62 House Type H2

Table No. 7.131: SDA Results: Block H2

Unit Number	Room Description	BRE 209				I.S. EN 17037		
		Target Lux*	% of area above target Lux* (recommendation >50%)		Meets BRE 209 Criteria*	% of area above 300 Lux (recommendation >50%)	% of area above 100 Lux (recommendation >95%)	Meets I.S. EN 17037 Criteria*
			Winter**	Summer**				
H2 -1-1	LKD	200	77%	77%	Yes	69%	93%	No
H2 -1-1	Bedroom 1	100	66%	66%	Yes	18%	70%	No
H2 -1-1	Bedroom 2	100	100%	100%	Yes	45%	100%	No
H2 -1-2	Kitchen/Dining	200	76%	76%	Yes	59%	87%	No
H2 -1-2	Living Room	150	100%	100%	Yes	96%	100%	Yes
H2 -1-2	Bedroom 1	100	63%	63%	Yes	23%	67%	No
H2 -1-2	Bedroom 2	100	70%	70%	Yes	25%	78%	No
H2 -1-2	Bedroom 3	100	100%	100%	Yes	80%	100%	Yes
H2 -2-1	LKD	200	76%	76%	Yes	59%	87%	No
H2 -2-1	Bedroom 1	100	63%	63%	Yes	23%	67%	No
H2 -2-1	Bedroom 2	100	70%	70%	Yes	23%	77%	No
H2 -2 - 2	Kitchen/Dining	200	100%	100%	Yes	100%	100%	Yes
H2 -2 - 2	Living Room	150	100%	100%	Yes	62%	100%	Yes
H2 -2 - 2	Bedroom 1	100	100%	100%	Yes	100%	100%	Yes
H2 -2 - 2	Bedroom 2	100	100%	100%	Yes	97%	100%	Yes
H2 -2 - 2	Bedroom 3	100	100%	100%	Yes	60%	100%	Yes

\* For information regarding the criteria under the various guidelines including target Lux please refer to section 5.4 on page 14.  
 \*\* Under the BRE 209 study the SDA has been calculated with deciduous trees represented with both winter and summer foliage.  
 The SDA circa compliance rates across the entire scheme can be found in section 8.1.3 on page 162.

Figure 7.131: Floor plan of assessed building (L), Keyplan highlighting the assessed building (R).



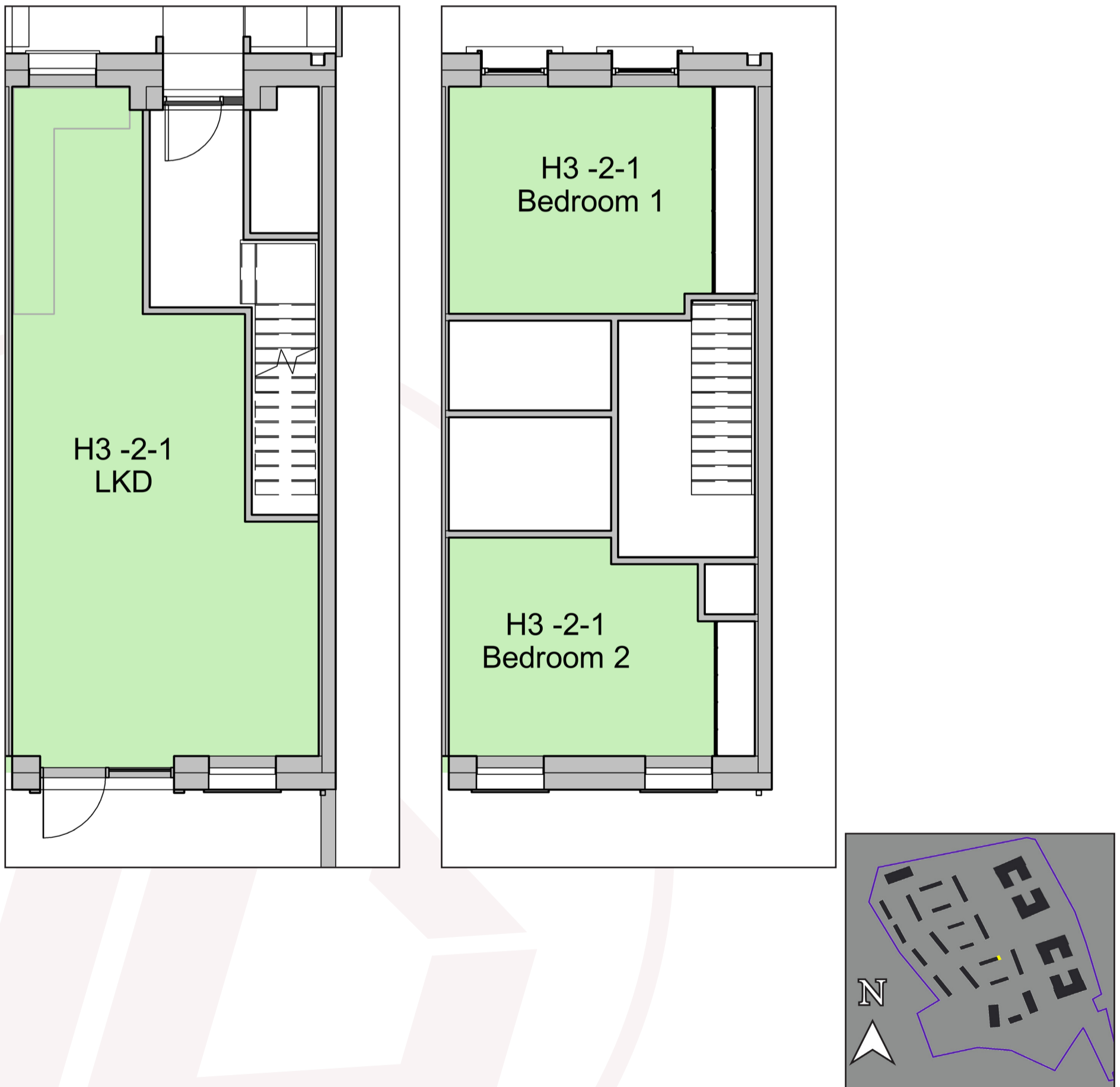
### 7.3.63 House Type H3

Table No. 7.132: SDA Results: Block H3

Unit Number	Room Description	Target Lux*	BRE 209			I.S. EN 17037		
			% of area above target Lux* (recommendation >50%)		Meets BRE 209 Criteria*	% of area above 300 Lux (recommendation >50%)	% of area above 100 Lux (recommendation >95%)	Meets I.S. EN 17037 Criteria*
			Winter**	Summer**				
H3 -2-1	LKD	200	87%	87%	Yes	66%	90%	No
H3 -2-1	Bedroom 1	100	100%	100%	Yes	17%	69%	No
H3 -2-1	Bedroom 2	100	100%	100%	Yes	43%	100%	No
H3 -1-1	LKD	200	59%	59%	Yes	41%	100%	No
H3 -1-1	Bedroom 1	100	100%	100%	Yes	67%	100%	No
H3 -1-1	Bedroom 2	100	100%	100%	Yes	100%	100%	No

\* For information regarding the criteria under the various guidelines including target Lux please refer to section 5.4 on page 14.  
 \*\* Under the BRE 209 study the SDA has been calculated with deciduous trees represented with both winter and summer foliage.  
 The SDA circa compliance rates across the entire scheme can be found in section 8.1.3 on page 162.

Figure 7.132: Floor plan of assessed building (L), Keyplan highlighting the assessed building (R).



### 7.3.64 House Type H4

Table No. 7.133: SDA Results: House Type H4

Unit Number	Room Description	Target Lux*	BRE 209			I.S. EN 17037		
			% of area above target Lux* (recommendation >50%)		Meets BRE 209 Criteria*	% of area above 300 Lux (recommendation >50%)	% of area above 100 Lux (recommendation >95%)	Meets I.S. EN 17037 Criteria*
			Winter**	Summer**				
H4 -1	Kitchen/ Dining	200	100%	100%	Yes	83%	100%	Yes
H4 -1	Living Room	150	95%	95%	Yes	38%	100%	No
H4 -1	Bedroom 1	100	99%	99%	Yes	39%	100%	No
H4 -1	Bedroom 2	100	100%	100%	Yes	30%	100%	No
H4 -1	Bedroom 3	100	100%	100%	Yes	80%	100%	Yes
H4 -2	Kitchen/ Dining	200	100%	100%	Yes	85%	100%	Yes
H4 -2	Living Room	150	91%	91%	Yes	38%	100%	No
H4 -2	Bedroom 1	100	100%	100%	Yes	46%	100%	No
H4 -2	Bedroom 2	100	100%	100%	Yes	37%	100%	No
H4 -2	Bedroom 3	100	100%	100%	Yes	87%	100%	Yes

\* For information regarding the criteria under the various guidelines including target Lux please refer to section 5.4 on page 14.  
 \*\* Under the BRE 209 study the SDA has been calculated with deciduous trees represented with both winter and summer foliage.  
 The SDA circa compliance rates across the entire scheme can be found in section

Figure 7.133: Floor plan of assessed building (L), Keyplan highlighting the assessed building (R).



### 7.3.65 House Type H4

Table No. 7.134: SDA Results: House Type H4a

Unit Number	Room Description	Target Lux*	BRE 209		Meets BRE 209 Criteria*	I.S. EN 17037		
			% of area above target Lux* (recommendation >50%)			% of area above 300 Lux (recommendation >50%)	% of area above 100 Lux (recommendation >95%)	Meets I.S. EN 17037 Criteria*
			Winter**	Summer**				
H4 - 1	Kitchen/Living	200	100%	100%	Yes	100%	100%	Yes
H4 - 1	Living Room	150	100%	100%	Yes	53%	100%	Yes
H4 - 1	Bedroom 1	100	100%	97%	Yes	100%	100%	Yes
H4 - 1	Bedroom 2	100	100%	100%	Yes	32%	100%	No
H4 - 1	Bedroom 3	100	100%	100%	Yes	97%	100%	Yes
H4 - 2	Kitchen/Living	200	100%	100%	Yes	100%	100%	Yes
H4 - 2	Living Room	150	100%	100%	Yes	51%	100%	Yes
H4 - 2	Bedroom 1	100	100%	100%	Yes	100%	100%	Yes
H4 - 2	Bedroom 2	100	100%	100%	Yes	32%	100%	No
H4 - 2	Bedroom 3	100	100%	100%	Yes	100%	100%	Yes

\* For information regarding the criteria under the various guidelines including target Lux please refer to section 5.4 on page 14.  
 \*\* Under the BRE 209 study the SDA has been calculated with deciduous trees represented with both winter and summer foliage.  
 The SDA circa compliance rates across the entire scheme can be found in section 8.1.3 on page 162.

Figure 7.134: Floor plan of assessed building (L), Keyplan highlighting the assessed building (R).



### 7.3.66 House Type H5

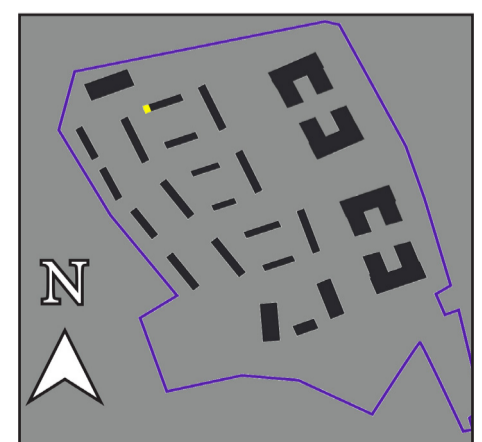
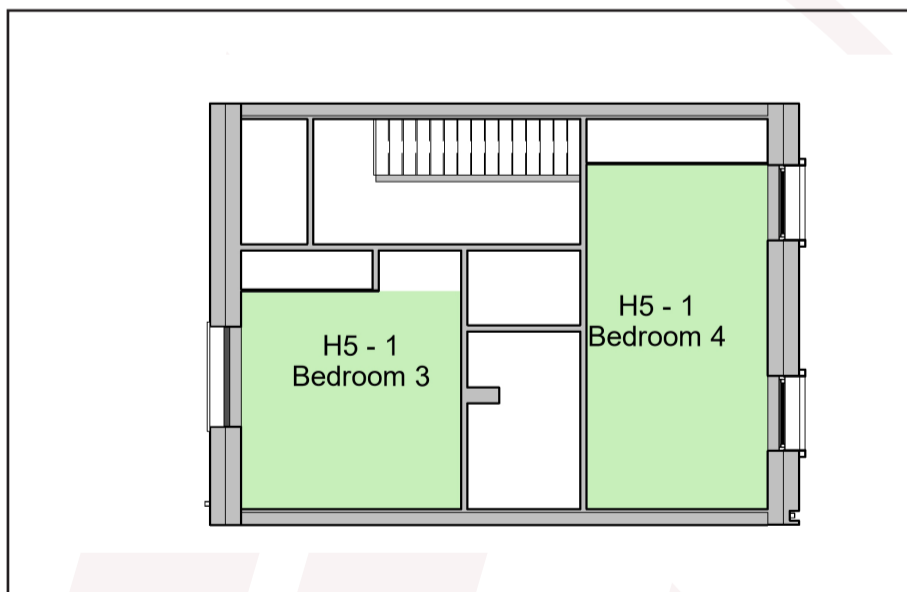
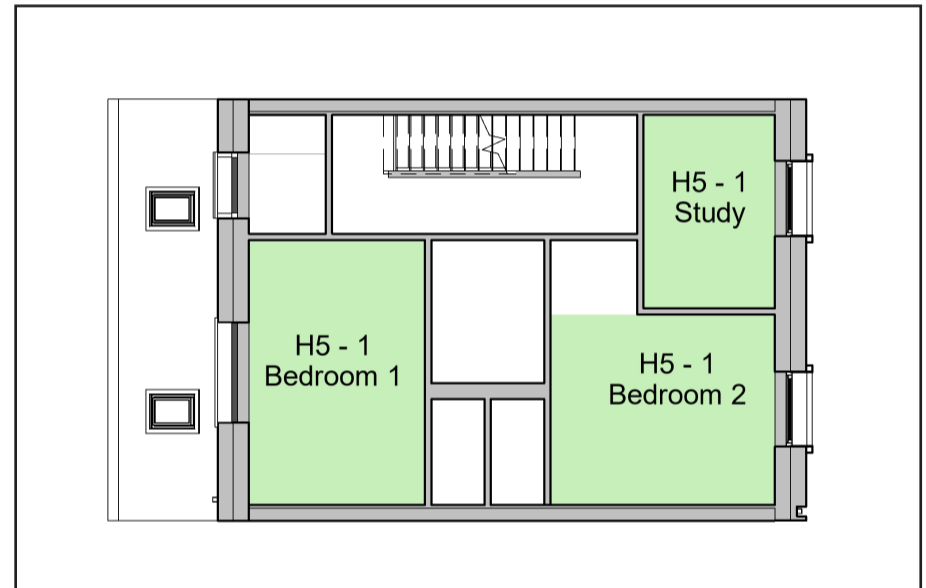
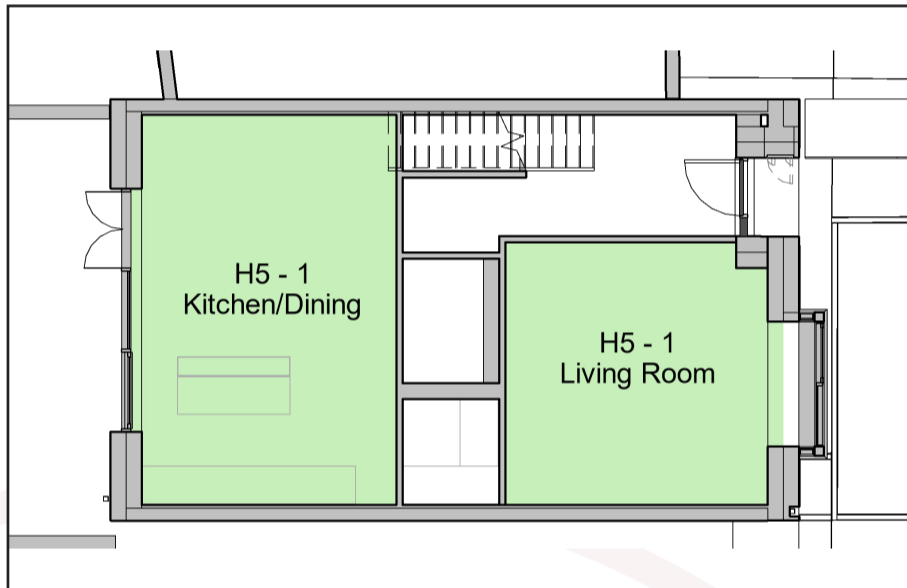
Table No. 7.135: SDA Results: House Type H7

Unit Number	Room Description	BRE 209				I.S. EN 17037		
		Target Lux*	% of area above target Lux* (recommendation >50%)		Meets BRE 209 Criteria*	% of area above 300 Lux (recommendation >50%)	% of area above 100 Lux (recommendation >95%)	Meets I.S. EN 17037 Criteria*
			Winter**	Summer**				
H5 - 1	Kitchen/ Dining	200	100%	100%	Yes	100%	100%	Yes
H5 - 1	Living Room	150	100%	100%	Yes	65%	100%	Yes
H5 - 1	Bedroom 1	100	100%	100%	Yes	57%	100%	Yes
H5 - 1	Bedroom 2	100	100%	100%	Yes	100%	100%	Yes
H5 - 1	Study	150	100%	100%	Yes	100%	100%	Yes
H5 - 1	Bedroom 3	100	100%	100%	Yes	100%	100%	Yes
H5 - 1	Bedroom 4	100	100%	100%	Yes	100%	100%	Yes

\* For information regarding the criteria under the various guidelines including target Lux please refer to section 5.4 on page 14.

\*\* Under the BRE 209 study the SDA has been calculated with deciduous trees represented with both winter and summer foliage. The SDA circa compliance rates across the entire scheme can be found in section 8.1.3 on page 162.

Figure 7.135: Floor plan of assessed building (L), Keyplan highlighting the assessed building (R).



### 7.3.67 House Type H6

Table No. 7.136: SDA Results: House Type H6

Unit Number	Room Description	BRE 209				I.S. EN 17037		
		Target Lux*	% of area above target Lux* (recommendation >50%)		Meets BRE 209 Criteria*	% of area above 300 Lux (recommendation >50%)	% of area above 100 Lux (recommendation >95%)	Meets I.S. EN 17037 Criteria*
			Winter**	Summer**				
H6 -1-1	LKD	200	100%	100%	Yes	100%	100%	Yes
H6 -1-1	Bedroom 1	100	100%	100%	Yes	65%	100%	Yes
H6 -1-1	Bedroom 2	100	100%	100%	Yes	57%	100%	Yes
H6 -2-1	Kitchen/ Dining	200	100%	100%	Yes	100%	100%	Yes
H6 -2-1	Living Room	200	100%	100%	Yes	100%	100%	Yes
H6 -2-1	Bedroom 1	100	100%	100%	Yes	64%	100%	Yes
H6 -2-1	Bedroom 2	100	100%	100%	Yes	100%	100%	Yes
H6 -2-1	Bedroom 3	100	100%	100%	Yes	100%	100%	Yes

\* For information regarding the criteria under the various guidelines including target Lux please refer to section 5.4 on page 14.  
 \*\* Under the BRE 209 study the SDA has been calculated with deciduous trees represented with both winter and summer foliage.  
 The SDA circa compliance rates across the entire scheme can be found in section 8.1.3 on page 162.

Figure 7.136: Floor plan of assessed building (L), Keyplan highlighting the assessed building (R).



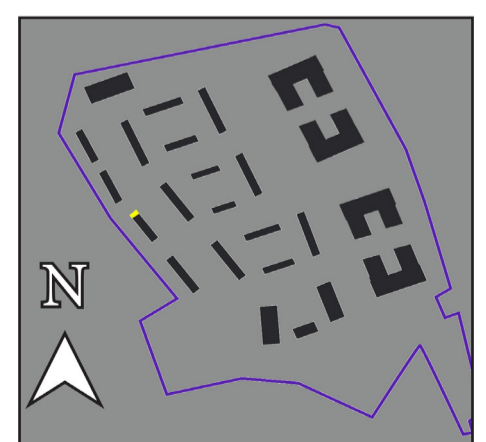
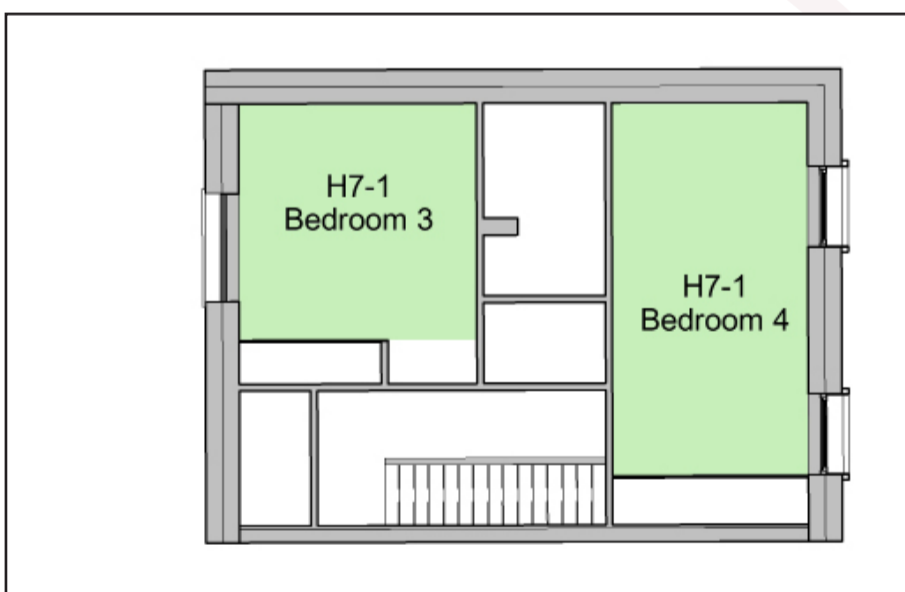
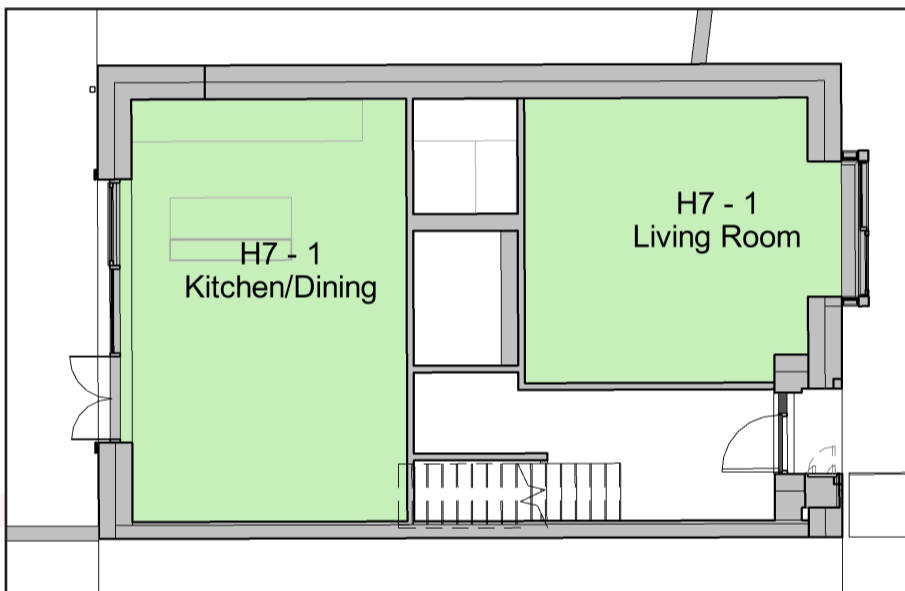
### 7.3.68 House Type H7

Table No. 7.137: SDA Results: Hosue Type H7

Unit Number	Room Description	BRE 209				I.S. EN 17037		
		Target Lux*	% of area above target Lux* (recommendation >50%)		Meets BRE 209 Criteria*	% of area above 300 Lux (recommendation >50%)	% of area above 100 Lux (recommendation >95%)	Meets I.S. EN 17037 Criteria*
			Winter**	Summer**				
H7 - 1-1	Kitchen/ Dining	200	100%	100%	Yes	100%	100%	Yes
H7 - 1-1	Living Room	150	100%	100%	Yes	65%	100%	Yes
H7 - 1-1	Bedroom 1	100	100%	100%	Yes	57%	100%	Yes
H7 - 1-1	Bedroom 2	100	100%	100%	Yes	100%	100%	Yes
H7 - 1-1	Study	150	100%	100%	Yes	100%	100%	Yes
H7 - 1-1	Bedroom 3	100	100%	100%	Yes	100%	100%	Yes
H7 - 1-1	Bedroom 4	100	100%	100%	Yes	100%	100%	Yes

\* For information regarding the criteria under the various guidelines including target Lux please refer to section 5.4 on page 14.

\*\* Under the BRE 209 study the SDA has been calculated with deciduous trees represented with both winter and summer foliage. The SDA circa compliance rates across the entire scheme can be found in section 8.1.3 on page 162.





### 7.3.69 House Type H8

Table No. 7.138: SDA Results: House Type H9

Unit Number	Room Description	BRE 209				I.S. EN 17037		
		Target Lux*	% of area above target Lux* (recommendation >50%)		Meets BRE 209 Criteria*	% of area above 300 Lux (recommendation >50%)	% of area above 100 Lux (recommendation >95%)	Meets I.S. EN 17037 Criteria*
			Winter**	Summer**				
H8 - 1-1	Kitchen/Living	200	91%	91%	Yes	63%	100%	Yes
H8 - 1-1	Bedroom 1	100	100%	100%	Yes	26%	100%	No
H8 - 1-1	Bedroom 2	100	100%	100%	Yes	86%	100%	Yes
H8 - 2-1	Kitchen/Dining	200	100%	100%	Yes	100%	100%	Yes
H8 - 2-1	Living Room	150	100%	100%	Yes	100%	100%	Yes
H8 - 2-1	Bedroom 1	100	100%	100%	Yes	100%	100%	Yes
H8 - 2-1	Bedroom 2	100	100%	100%	Yes	100%	100%	Yes
H8 - 2-1	Bedroom 3	100	100%	100%	Yes	100%	100%	Yes
H8 - 1-2	Kitchen/Living	200	77%	77%	Yes	53%	100%	Yes
H8 - 1-2	Bedroom 1	100	100%	100%	Yes	39%	100%	No
H8 - 1-2	Bedroom 2	100	100%	100%	Yes	58%	100%	Yes
H8 - 2-2	Kitchen/Dining	200	100%	100%	Yes	100%	100%	Yes
H8 - 2-2	Living Room	150	100%	100%	Yes	100%	100%	Yes
H8 - 2-2	Bedroom 1	100	100%	100%	Yes	100%	100%	Yes
H8 - 2-2	Bedroom 2	100	100%	100%	Yes	100%	100%	Yes
H8 - 2-2	Bedroom 3	100	100%	100%	Yes	100%	100%	Yes

\* For information regarding the criteria under the various guidelines including target Lux please refer to section 5.4 on page 14.

\*\* Under the BRE 209 study the SDA has been calculated with deciduous trees represented with both winter and summer foliage.

The SDA circa compliance rates across the entire scheme can be found in section 8.1.3 on page 162.

Figure 7.137: Floor plan of assessed building (L), Keyplan highlighting the assessed building (R).



## 8.0 Analysis of Results

Results were generated and analysed for the following studies:

- Sun On Ground in Proposed Gardens/Amenity Spaces
  - 13 No. spaces in the proposed development.
- Sunlight Exposure in proposed units
  - 475 No. units in the proposed development.
- Spatial Daylight Autonomy in proposed habitable rooms
  - 1272 No. rooms in the proposed development.

### 8.1 Analysis of Scheme Performance Results

#### 8.1.1 Sun On Ground in Proposed Outdoor Amenity Areas

This study has assessed the level of sunlight on March 21st within the proposed amenity areas.

In total 13 No. spaces have been assessed, 13 No. of which would meet the criteria as set out in the BRE Guidelines.

Each apartment block has a private amenity space provided for the future occupants as well as public open spaces for all residents of the proposed scheme. All spaces assessed reach good levels of sunlight meaning occupants will have good access to well sunlit open areas both private and public.

The complete results for the study on sunlighting in the proposed outdoor amenity spaces can be found in section 7.1 on page 24.

A visual representation of these readings can be seen in the false colour plan in section 7.1 and in the hourly shadow diagrams for March 21st in section 6.3.1 on page 19.

#### 8.1.2 Sunlight Exposure (SE)

A sunlight exposure assessment has been carried out on all habitable rooms within the proposed development with deciduous trees represented both as opaque objects and removed from the model.

In total 475 no. units have been assessed, Using the rationale explained in section 4.3 on page 10, the level of sunlight exposure for 220 no. units is considered *high*, 135 no. *medium*, 135 no. have reached the *minimum* recommendation with 75 below the *minimum* recommendation.

The SE assessment has shown that circa ~84% of the proposed units meet the criteria for sunlight exposure as set out in the BRE Guidelines.

Whilst, the criterion applies to rooms of all orientations, it should be noted that if a room faces significantly north of due east or west it is unlikely to be met. As such, it is not always possible to achieve full compliance, especially in developments that contain single aspect units. **Note:** As previously stated, for a unit to be compliant under BRE 209, only one habitable room within the unit needs to meet the guideline values.

No recommendation is made regarding the performance of a development as a whole for SE performance, but 3DDB consider the proposed development to perform adequately in this regard.

The complete results for the study on SE in the habitable rooms of the proposed units can be seen in section 7.2 on page 25.

#### 8.1.3 Spatial Daylight Autonomy (SDA)

This study has assessed the Spatial Daylight Autonomy (SDA) received in all habitable rooms across all floors within all apartment blocks and spot checked house types and duplexes of the proposed development. This has ensured that a clear understanding has been obtained regarding the daylight performance of the proposed development.

This proposed development consists of 1172 no. units, which makes up approximately 1272 no. habitable rooms.

Under the criteria as set out in the BRE 209, the SDA value in 1219 no. habitable rooms meet or exceed their target values in the winter and summer time calculations respectively. This gives a circa compliance rate ~97%. For a scheme of this size, this could be considered a favourable level of compliance.

As previously stated, the inclusion of existing & proposed evergreen trees shows the compliance rate of both states being equal because of the existing and proposed evergreen trees, compliance rates of both states (summer & winter) are equal.

I.S. EN 17037 sets out more onerous recommendations for SDA. As such, the number of rooms achieving compliance is 1052, giving a reduced circa compliance rate of ~83%.

With regards to internal daylighting, Section 6.7 of the Sustainable Urban Housing: Design Standards for New Apartments December 2020, states the following:

*“Where an applicant cannot fully meet all of the requirements of the daylight provisions above, this must be clearly identified and a rationale for any alternative, compensatory design solutions must be set out, which planning authorities should apply their discretion in accepting taking account of its assessment of specific*

(sic). This may arise due to design constraints associated with the site or location and the balancing of that assessment against the desirability of achieving wider planning objectives. Such objectives might include securing comprehensive urban regeneration and or an effective urban design and streetscape solution.”

Where rooms are compliant with the criteria of BRE 209 and non-compliant with I.S. EN 17037, it could be considered that this is due to the exceptionally high standards required to achieve compliance with I.S. EN 17037 rather than an indication of insufficient daylight.

Based on the above statements, compensatory measures have been incorporated into the design of the proposed development where rooms do not achieve the daylight provision targets in accordance with the standards they were assessed against within the primary study (BRE 209).

The following list indicates all units / rooms that do not achieve the recommended level of daylight with regards to BRE 209 and the compensatory design measure for each: The proposed scheme offers a high amount of over sized units with additional private amenity space such as balconies. Under the Sustainable Urban Housing: Design Standards for New Apartments Guidelines for Planning Authorities. (2020) minimum size guidelines, all underperforming units within this assessment are exceeded that target as shown in the table below

Table No. 8.1: Compensatory Design Measures of under performing units

Unit Number	Room Description	SDA%	Minimum Size	NIA unit	Additional Area	Size of private amenity area	Minimum Size	Additional Area	Dual Aspect	Sea Views
Block A										
A2.00.04	LKD	35%	45m <sup>2</sup>	48m <sup>2</sup>	3m <sup>2</sup>	7.9m <sup>2</sup>	5m <sup>2</sup>	2.9m <sup>2</sup>	-	yes
A2.00.03	LKD	34%	45m <sup>2</sup>	48m <sup>2</sup>	3m <sup>2</sup>	7.9m <sup>2</sup>	5m <sup>2</sup>	2.9m <sup>2</sup>	-	yes
A2.01.03	LKD	43%	45m <sup>2</sup>	48m <sup>2</sup>	3m <sup>2</sup>	5.4m <sup>2</sup>	5m <sup>2</sup>	0.4m <sup>2</sup>	-	yes
A2.01.12	LKD	34%	45m <sup>2</sup>	51m <sup>2</sup>	6m <sup>2</sup>	10m <sup>2</sup>	5m <sup>2</sup>	5m <sup>2</sup>	-	yes
A2.01.13	LKD	33%	45m <sup>2</sup>	51m <sup>2</sup>	6m <sup>2</sup>	10m <sup>2</sup>	5m <sup>2</sup>	5m <sup>2</sup>	-	-
A2.02.14	LKD	39%	45m <sup>2</sup>	51m <sup>2</sup>	6m <sup>2</sup>	8.9m <sup>2</sup>	5m <sup>2</sup>	3.9m <sup>2</sup>	-	yes
Block B										
B1.01.08	LKD	11%	73m <sup>2</sup>	78m <sup>2</sup>	5m <sup>2</sup>	21.9m <sup>2</sup>	7m <sup>2</sup>	14.9m <sup>2</sup>	yes	yes
B1.01.08	Bedroom 1	31%	45m <sup>2</sup>	48m <sup>2</sup>	3m <sup>2</sup>	10m <sup>2</sup>	5m <sup>2</sup>	5m <sup>2</sup>	-	-
B1.01.07	LKD	23%	45m <sup>2</sup>	48m <sup>2</sup>	3m <sup>2</sup>	10m <sup>2</sup>	5m <sup>2</sup>	5m <sup>2</sup>	-	-
B1.01.10	LKD	40%	45m <sup>2</sup>	50m <sup>2</sup>	5m <sup>2</sup>	8.1m <sup>2</sup>	5m <sup>2</sup>	3.1m <sup>2</sup>	-	-
B1.01.11	LKD	42%	45m <sup>2</sup>	48m <sup>2</sup>	3m <sup>2</sup>	8.1m <sup>2</sup>	5m <sup>2</sup>	3.1m <sup>2</sup>	-	-
B1.01.12	LKD	42%	45m <sup>2</sup>	48m <sup>2</sup>	3m <sup>2</sup>	8.1m <sup>2</sup>	5m <sup>2</sup>	3.1m <sup>2</sup>	-	-
B1.01.15	LKD	39%	90m <sup>2</sup>	97m <sup>2</sup>	7m <sup>2</sup>	11m <sup>2</sup>	9m <sup>2</sup>	2m <sup>2</sup>	yes	-
B1.02.07	LKD	37%	45m <sup>2</sup>	48m <sup>2</sup>	3m <sup>2</sup>	5.3m <sup>2</sup>	5m <sup>2</sup>	0.3m <sup>2</sup>	-	-
B1.02.08	LKD	23%	45m <sup>2</sup>	48m <sup>2</sup>	3m <sup>2</sup>	5.3m <sup>2</sup>	5m <sup>2</sup>	0.3m <sup>2</sup>	-	-
B1.02.15	LKD	36%	73m <sup>2</sup>	80m <sup>2</sup>	7m <sup>2</sup>	7.5m <sup>2</sup>	7m <sup>2</sup>	0.5m <sup>2</sup>	yes	yes
B1.02.16	LKD	33%	73m <sup>2</sup>	81m <sup>2</sup>	8m <sup>2</sup>	7.5m <sup>2</sup>	7m <sup>2</sup>	0.5m <sup>2</sup>	yes	yes
B1.03.08	LKD	36%	45m <sup>2</sup>	48m <sup>2</sup>	3m <sup>2</sup>	5.3m <sup>2</sup>	5m <sup>2</sup>	0.3m <sup>2</sup>	-	-
B1.03.15	LKD	44%	73m <sup>2</sup>	80m <sup>2</sup>	7m <sup>2</sup>	7.5m <sup>2</sup>	7m <sup>2</sup>	0.5m <sup>2</sup>	yes	yes
B1.03.16	LKD	44%	73m <sup>2</sup>	81m <sup>2</sup>	8m <sup>2</sup>	7.5m <sup>2</sup>	7m <sup>2</sup>	0.5m <sup>2</sup>	yes	yes
B2.01.08	LKD	43%	45m <sup>2</sup>	48m <sup>2</sup>	3m <sup>2</sup>	11m <sup>2</sup>	5m <sup>2</sup>	6m <sup>2</sup>	-	-
B2.01.09	LKD	28%	45m <sup>2</sup>	48m <sup>2</sup>	3m <sup>2</sup>	11m <sup>2</sup>	5m <sup>2</sup>	6m <sup>2</sup>	-	-
B2.01.10	LKD	23%	45m <sup>2</sup>	50m <sup>2</sup>	5m <sup>2</sup>	11m <sup>2</sup>	5m <sup>2</sup>	6m <sup>2</sup>	-	-
B2.01.12	LKD	17%	45m <sup>2</sup>	48m <sup>2</sup>	3m <sup>2</sup>	8m <sup>2</sup>	5m <sup>2</sup>	3m <sup>2</sup>	-	-
B2.01.12	Bedroom 1	44%	45m <sup>2</sup>	48m <sup>2</sup>	3m <sup>2</sup>	8m <sup>2</sup>	5m <sup>2</sup>	3m <sup>2</sup>	-	-
B2.01.13	LKD	26%	45m <sup>2</sup>	48m <sup>2</sup>	3m <sup>2</sup>	8m <sup>2</sup>	5m <sup>2</sup>	3m <sup>2</sup>	-	-
B2.02.08	LKD	48%	45m <sup>2</sup>	48m <sup>2</sup>	3m <sup>2</sup>	11m <sup>2</sup>	5m <sup>2</sup>	6m <sup>2</sup>	-	-
B2.02.09	LKD	35%	45m <sup>2</sup>	48m <sup>2</sup>	3m <sup>2</sup>	11m <sup>2</sup>	5m <sup>2</sup>	6m <sup>2</sup>	-	-
B2.02.10	LKD	28%	45m <sup>2</sup>	50m <sup>2</sup>	5m <sup>2</sup>	11m <sup>2</sup>	5m <sup>2</sup>	6m <sup>2</sup>	-	-
B2.02.12	LKD	23%	45m <sup>2</sup>	48m <sup>2</sup>	3m <sup>2</sup>	8m <sup>2</sup>	5m <sup>2</sup>	3m <sup>2</sup>	-	-
B2.02.13	LKD	37%	45m <sup>2</sup>	48m <sup>2</sup>	3m <sup>2</sup>	8m <sup>2</sup>	5m <sup>2</sup>	3m <sup>2</sup>	-	-
B2.03.12	LKD	34%	45m <sup>2</sup>	48m <sup>2</sup>	3m <sup>2</sup>	8m <sup>2</sup>	5m <sup>2</sup>	3m <sup>2</sup>	-	-
B2.03.13	LKD	49%	45m <sup>2</sup>	48m <sup>2</sup>	3m <sup>2</sup>	8m <sup>2</sup>	5m <sup>2</sup>	3m <sup>2</sup>	-	-
B2.04.09	LKD	44%	45m <sup>2</sup>	48m <sup>2</sup>	3m <sup>2</sup>	8m <sup>2</sup>	5m <sup>2</sup>	3m <sup>2</sup>	-	-

Table No. 8.2: Compensatory Design Measures of under performing units

Unit Number	Room Description	SDA%	Minimum Size	NIA unit	Additional Area	Size of private amenity area	Minimum Size	Additional Area	Dual Aspect	Sea Views
Block C										
0102	LKD	48%	45m <sup>2</sup>	48.21m <sup>2</sup>	3m <sup>2</sup>	5m <sup>2</sup>	5m <sup>2</sup>	-	-	yes
0103	LKD	40%	45m <sup>2</sup>	49.01m <sup>2</sup>	4m <sup>2</sup>	11.14m <sup>2</sup>	5m <sup>2</sup>	6.14m <sup>2</sup>	-	yes
0104	LKD	40%	45m <sup>2</sup>	48.21m <sup>2</sup>	3m <sup>2</sup>	5m <sup>2</sup>	5m <sup>2</sup>	-	-	yes
0108	LKD	42%	45m <sup>2</sup>	48.91m <sup>2</sup>	4m <sup>2</sup>	5m <sup>2</sup>	5m <sup>2</sup>	-	-	yes
0112	LKD	49%	45m <sup>2</sup>	48.53m <sup>2</sup>	4m <sup>2</sup>	11.04m <sup>2</sup>	5m <sup>2</sup>	6.04m <sup>2</sup>	-	-
0202	LKD	47%	45m <sup>2</sup>	48.08m <sup>2</sup>	3m <sup>2</sup>	5m <sup>2</sup>	5m <sup>2</sup>	-	-	yes
0203	LKD	46%	45m <sup>2</sup>	48.58m <sup>2</sup>	4m <sup>2</sup>	5m <sup>2</sup>	5m <sup>2</sup>	-	-	-
Block D										
0101	LKD	25%	73m <sup>2</sup>	88m <sup>2</sup>	15m <sup>2</sup>	7m <sup>2</sup>	10m <sup>2</sup>	3m <sup>2</sup>	yes	-
0101	Bedroom 1	22%	73m <sup>2</sup>	88m <sup>2</sup>	15m <sup>2</sup>	7m <sup>2</sup>	10m <sup>2</sup>	3m <sup>2</sup>	yes	-
0109	Bedroom 1	18%	73m <sup>2</sup>	88m <sup>2</sup>	15m <sup>2</sup>	7m <sup>2</sup>	10m <sup>2</sup>	3m <sup>2</sup>	yes	-

Given the site constraints on the proposed site and the fact that an appropriate level of density is being targeted, the results of the SDA study could be considered to be favourable. While not achieving full compliance, the scheme offers over sized units in all under performing units with many units having access to over sized private amenity areas. Some units also show dual aspect rooms while others have an unobstructed sea view to the east.

The complete results for the study on SDA can be seen in section 7.3 on page 93.

## 9.0 Conclusion

3D Design Bureau (3DDB) were commissioned to carry out a daylight assessment, sunlight assessment and shadow study for Coastal Quarter SHD 2.

The scheme performance assessment for this report has quantified the level of daylight and sunlight within the proposed development. Compliance rates for internal daylighting (SDA) can be considered favourable with all apartment blocks having circa compliance rates above 97% with the selected houses and duplexes assessed reaching 100% compliance rate.

The small amount of surrounding context and the sea view to the east means future occupants will receive good unobstructed views and have access to very good levels of daylight. Where there is close proximity of blocks to one another, there is a slight drop in the performance of SDA but this is to be expected and the overall scheme is performing well in terms of SDA.

Under the previous assessment, a circa compliance rate of 93% was achieved with LKD target values set to 2.0% under Average Daylight Factor (ADF). This updated study, carried out under the recently published BRE 209 guidelines 3rd edition, can be considered a more comprehensive assessment, in particular to the apartment blocks. Despite no direct comparison being possible between results of the previous study and this, it can be reasonably assumed that the updated design to Blocks A & B have had a positive effect to their compliance rates which should be considered very favourable. Where units have not met the recommended levels of daylight, compensatory design measures have been provided by Glenn Howells and stated above.

The sunlight exposure section of this study has shown a compliance rate of ~84%. It is noted that this could be improved with the removal of the evergreen trees that are in close proximity to some of the proposed windows. However, trees are an integral part of any scheme from an environmental and biodiversity point of view and therefore this compliance rate should not be viewed as under performance. This SE study takes into account the orientation of the windows and the sun path in winter and summer, meaning that rooms with north-facing windows will usually perform worse than rooms with south-facing windows. The units that are under performing are north-facing with dense belts of retained evergreen trees directly facing the rooms. It should also be noted that there is no set benchmark for compliance rates as a whole, particularly with regard to sunlight exposure.

The Sun on Ground study shows a high level of compliance within the proposed scheme which can be attributed to the low-lying nature of the surrounding context and good architecture and layouts between the blocks. The updated design of Blocks A&B in particular has taken this into consideration for the sunlighting in the courtyard areas which has improved from 67% and 65% in Blocks A&B courtyard amenity areas respectively.

Residents of the proposed scheme will have good access to many well-sunlit communal areas and furthermore, residents of the apartment blocks will have access to an additional private residents' open areas.

In conclusion, the proposed scheme in general will offer future occupants good levels of internal daylight with many rooms exceeding the minimum target value. The layout of the scheme as a whole also offers good access to sunlight in the proposed amenity areas meaning future residents will have access to well-sunlit amenity spaces, both private and communal.